REVISION	
DATE 8-02-01 ENG. GWE DESCRIPTION ADDED REV LEVEL	A
DATE 02-22-02 ENG. GWE DESCRIPTION CHNG'D TAIL DIM	B
DATE 06-23-03 ENG. JRB DESCRIPTION Added Tail Tol.	C

UNLESS OTHERWISE SPECIFIED DIMENSIONS IN INCHES	TOLERANCES ARE:	
ONE PLACE DECIMALS ±.100	THREE PLACE DECIMALS ±.005	ANGLES
TWO PLACE DECIMALS ±.010	FOUR PLACE DECIMALS ±.0020	±

PIN OPTIONS		
PIN STYLE	PIN CALLOUT	BODY
04	C-027-02	SSB-6-S-50

SMSS-6XX-S-XX-XX-V-XXX-S-XX-X

- PINS PER ROW
- ROW SPECIFICATION
  D = DOUBLE
- STYLE
  (SEE TABLE A)
- PLATING OPTIONS
  T = TIN
  GT = GOLD OVER TIN
  H = HEAVY GOLD OVER TIN
- VERTICAL OPTION
- POLARIZATION OPTION
- S OR M FOOTPRINT
- TAPE AND REEL
- PAD

NOTE:
1.) CONTACTS NOT TO BE INTERLEAVED

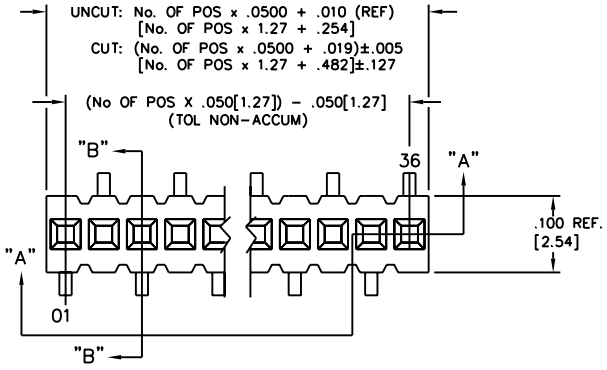

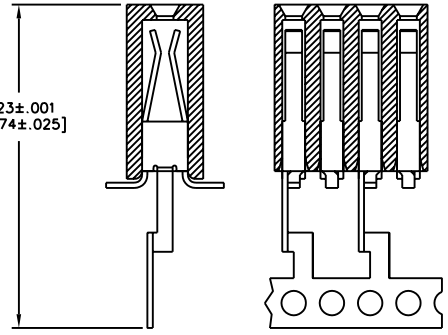

IN-PROCESS VIEW

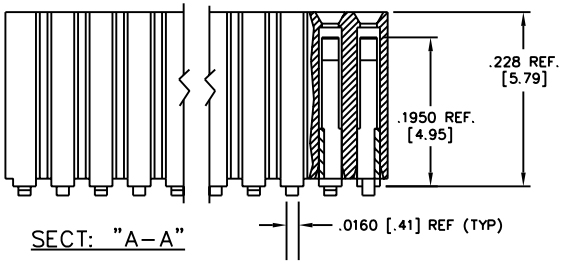

SECT: "A-A"

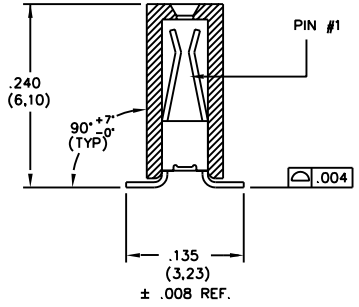

SECT: "B-B"

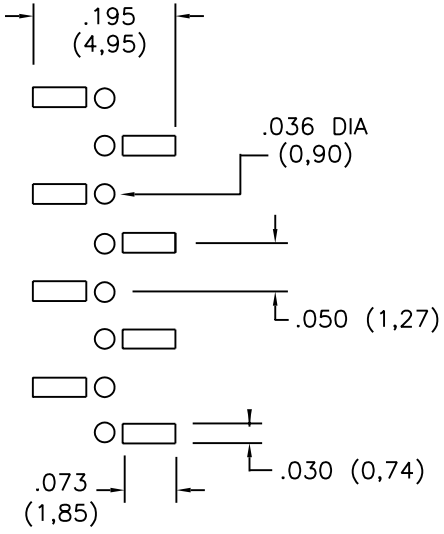

RECOMMENDED P.C. BOARD LAYOUT

(-S SERIES)

NOTE:
1. MAX TERMINAL PUSHOUT 2 LBS MIN.
2. MAX. PIN ROTATION 2°
3. MAX ALLOWABLE WARPAGE .005 IN/IN. AFTER ASSY.
4. Ⓒ REPRESENTS A CRITCAL DIMENSION.
5. INSULATOR MATERIAL: STANYL TE250 F6 BLACK
6. TERMINAL MATERIAL: PHOSPHOR BRONZ
7. FOOTPRINT TO BE SEARED TO DIMENSION INDICATED.

Propriety Note

This document contains information confidentail and proprietary to Major League Electronics, Inc. and shall not be reproduced or transferred to other documents or disclosed to others or used for any purpose other than that for which it was obtained without the express written consent of Major League Electronics, Inc.

C:\ASSEM\050x100\SM\SMSS-SVS

Major League ELECTRONICS

SMSS-6XX-S-V-S

DR BY: TIM BURTON	CK BY: D.COFFMAN	
DATE:	SCALE: 4 : 1	NO.