

MESSRS :

Product Drawing

CUSTOMER'S PRODUCT NAME:

TDK PRODUCT NAME: DC-AC INVERTER UNIT
CXA-0454

TDK-Lambda

TDK Corporation

Corporate Headquarters
13-1,Nihonbashi 1-chome,Chuo-ku,
Tokyo 103, JAPAN
Telephone : 81-3-3278-5111

PREPARED BY	APPROVED BY	AUTHORIZED BY
<i>Nov 16 , 2006 N.Matsuura</i>	<i>Nov 16 , 2006 S.Tsujimura</i>	<i>Nov 16 , 2006 N.Kitajima</i>

DWG.No.	CTR-1987-D
---------	------------

Precautionary Notes Regarding the Use of This Inverter

When using this product, give due consideration to the precautionary notes described below and ensure a safe design. Inappropriate use may result in electric shock, injury or fire.



Warning



- This product is subject to high voltage. Do not touch it while the power is on.
Failing to do so may result in electric shock.



Caution

- This product is designed for the lighting of a Cold Cathode Fluorescent Lamp.
Do not use it with any other load.
- Store this product under the conditions defined in the specification document.
- Do not store this product in an environment where dust, dirt or corrosive gas (salt, acid, base, etc.) is present.
- This product is subject to high voltage. If there is a possibility that the user may touch the product, provide a proper indication in order to draw the user's attention.
- This product is designed for use with general electronic equipment.
If it is to be used with medical equipment that directly affects human life or for the control of transportation equipment to which passengers entrust their lives, provide thorough fail-safe measures.
- Avoid using this product under high temperatures or high humidity or in an environment in which dust, dirt or any corrosive gas (salt, acid, base, etc.) is present.
Also, be careful not to allow the formation of dew condensation. It may result in damage or electric shock.
- If the product does not have a built-in protective circuit (circuit breaker, fuse, etc.), it is recommended that a fuse be used at the input stage to prevent the generation of smoke or fire in the event of a malfunction.
Even when the product has a built-in protective circuit (circuit breaker, fuse, etc.), the circuit may not function properly due to inappropriate operating conditions or power-supply capacity. It is recommended that an appropriate protective circuit (circuit breaker, fuse, etc.) be provided separately from the built-in circuit.
- Use the product only within the specified input voltage, output power, output voltage and operating temperature ranges. Exceeding these values may result in damage, etc.
- Provide a measure for the prevention of surge voltage due to lightning, etc.
Abnormal voltage may result in damage, etc.
- To prevent problems arising from short-circuiting of the high-voltage section, provide appropriate measures to prevent the entry of foreign substances following installation.
- This product is not designed to provide resistance to radiation.
- Ripples could be superimposed on the voltage and the current in the input source connected to the inverter, depending on the impedance in the input source, wiring, etc.
When you select an input source, please check waveforms, etc on the final set.

Handling Precautions

- This product uses thin wires. Observe the following precautions and handle it with care so as not to cause wire breakage. Broken wire may result in damage, etc.
 - Do not stack multiple products on top of one another.
 - Do not allow the product to come in contact with tools, etc.
- Do not apply excessive stress during installation.
It may cause chipping and cracking, resulting in damage, etc.
- Provide clearance between the high-voltage section of this product and the frame body on which the product is installed and also the conductor section as per listed on page 2, [1] "Outline".
- Please do not use the product, when dropping it, since there is a possibility of the parts damage.
Please confirm abnormality is not found in the product enough when using it by any chance.

TDK CORPORATION	PRODUCT NAME or MODEL, TITLE		
	DC-AC INVERTER UNIT CXA-0454		
	NAME OF DRAWING	DRAWING No.	PAGE
	PRODUCT DRAWING	CTR-1987-D	1

<The specifications may be changed without any notice.>

1. Part Name

The part name is CXA-0454.

2. Contents

Item	Attached view	Page
[1] Outline		
1-1. Outline	[1] section	3
1-2. Connector Configuration	[1] section	4
[2] Absolute Maximum Ratings	[2] section	5
[3] Test Circuit	[3] section	6
[4] Electrical specifications	[4] section	7
[5] Reliability Test	[5] section	7
[6] Packaging and Marking	[6] section	8
[7] Others		
7-1 Test Cond.	[7] section	8
7-2 Std Warranty	[7] section	8
7-3. MTTF	[7] section	8
7-4 Others	[7] section	8

TDK CORPORATION	PRODUCT NAME or MODEL,TITLE		
	DC-AC INVERTER UNIT CXA-0454		
	NAME OF DRAWING	DRAWING No.	PAGE
	PRODUCT DRAWING	CTR-1987-D	2

<The specifications may be changed without any notice.>

Listed description are subject to change without notice.

●Features●

- This is the double output (two CCFL) inverter. It has Dimming function and Remote function.
- This product has shutdown function.
It prevents from keeping generating the high voltage when the lamps open.(Refer Note.3-4.)
- With lamp failure detector.

Normal Operation : CN1-6=0V

Some Lamps Open : CN1-6=5V

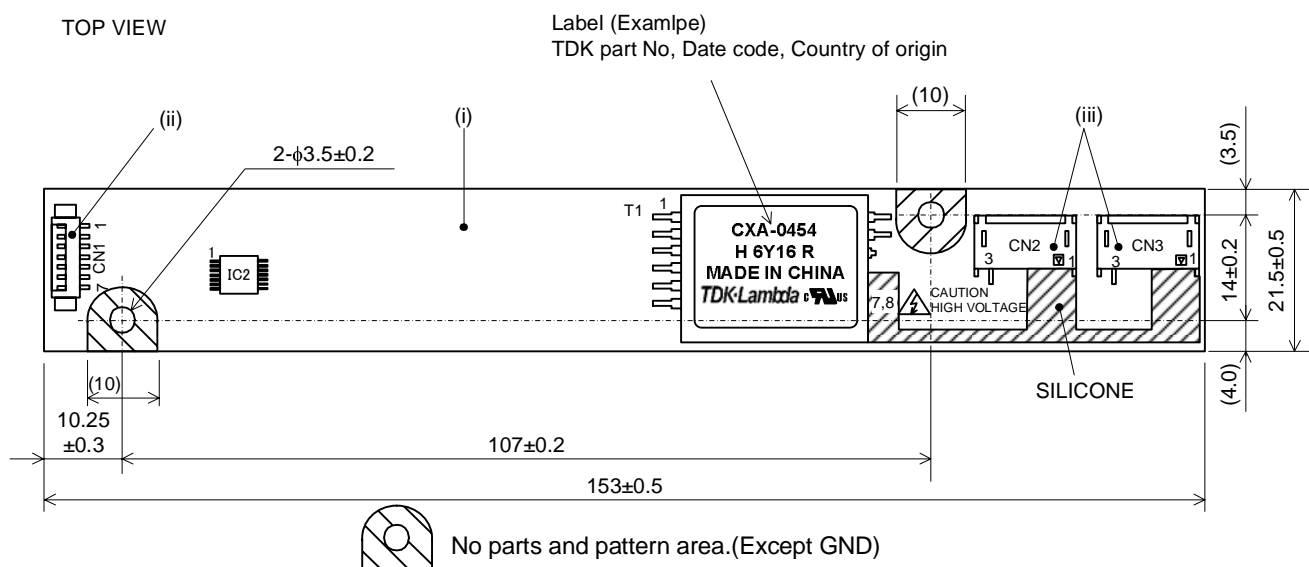
- The high-voltage area (terminals and patterns) is coated with silicone so as to avoid the defects caused by dust.
- This product is conformity to RoHS directive-(※)

(※)Conformity to RoHS Directive:This means that, in conformity with EU Directive 2002/95/EC, lead, cadmium, hexavalent chromium, and specific bromine-based flame retardants, PBB and PBDE, have not been used,except for exempted applications.

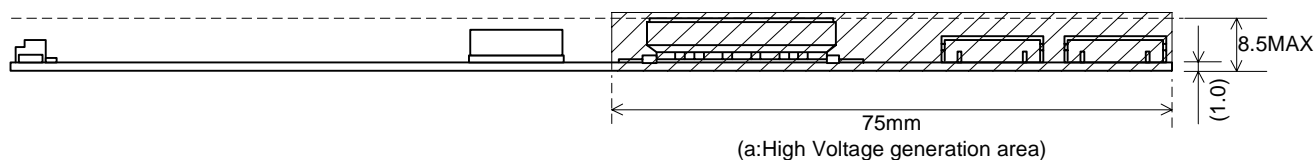
[1] Outline

1-1. Outline

TOP VIEW



SIDE VIEW



※Please secure 3mm or longer space distance from the high voltage generating area in all directions. Please see Note 1-3 for the details.

BOTTOM VIEW



Unit:mm

Weight:21.2g.typ.

No.	Part Description	Material	QU	REMARK	MATES WITH
(i)	PCB	Composite (CEM-3)	1	UL94V-0 t=1.0	-
(ii)	Input Connector CN1	53261-0771	1	MOLEX	51021-0700
(iii)	Output Connector CN2,CN3	SM02(8.0)B-BHS-1-TB(LF)(SN)	2	JST	BHR-03VS-1

PRODUCT NAME or MODEL,TITLE

DC-AC INVERTER UNIT CXA-0454

TDK CORPORATION

NAME OF DRAWING

PRODUCT DRAWING

DRAWING No.

CTR-1987-D

PAGE

3

<The specifications may be changed without any notice.>

1-2. Connector Configuration

Input side CN1

Pin No.	Symbols	Ratings	Notes
CN1-1	Vin	10.8-13.2V	Input Voltage
CN1-2			
CN1-3	GND	0V	GND
CN1-4			
CN1-5	Vrmt	0V/2.5V-Vin	Remote terminal 0-0.4V:OFF 2.5-Vin V:ON
CN1-6 (Output)	Vst	0V/5V	The warning output 5V in abnormal circumstances
CN1-7	Vbr/Rbr	0-2.5V/0-50k Ω	Control terminal

Output side CN2

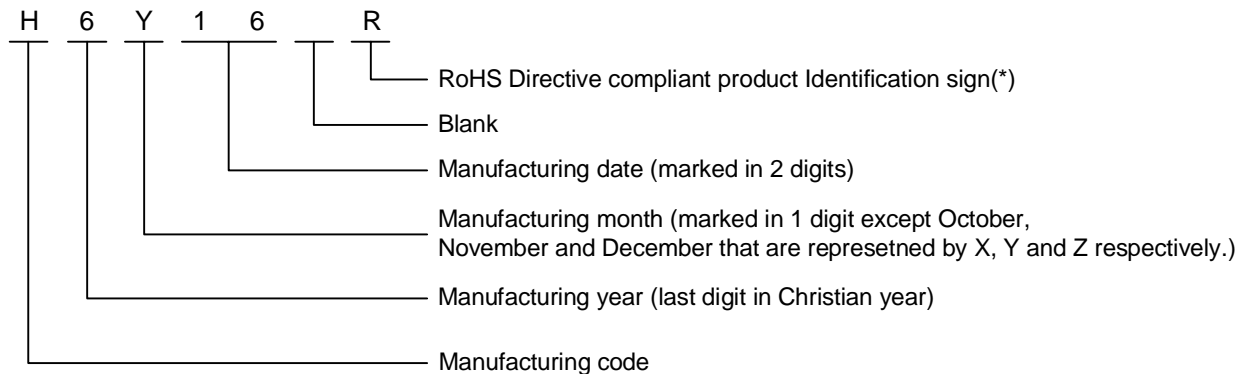
Pin No.	Symbols	Ratings	Notes
CN2-1	VHIGH1	600Vrms	Output1
CN2-2	NC	-	-
CN2-3	VLOW1	(2V)	Output1 Return

Output side CN3

Pin No.	Symbols	Ratings	Notes
CN3-1	VHIGH2	600Vrms	Output2
CN3-2	NC	-	-
CN3-3	VLOW2	(2V)	Output2 Return

Note1-1. Marking of TDK part No, Date code, Country of origin.

- 1) TDK part No., Date code, Country of origin, is marked on the transformer.
- 2) Date code example. (ex. Nov. 16. 2006)



- 3) Country of origin code example. (ex. MADE IN JAPAN. MADE IN CHINA).

* Conformity to RoHS Directive: This means that, in conformity with EU Directive 2002/95/EC, lead, cadmium, hexavalent chromium, and specific bromine-based flame retardants, PBB and PBDE, have not been used, except for exempted applications.

TDK CORPORATION	PRODUCT NAME or MODEL, TITLE		
	DC-AC INVERTER UNIT CXA-0454		
	NAME OF DRAWING	DRAWING No.	PAGE
	PRODUCT DRAWING	CTR-1987-D	4

<The specifications may be changed without any notice.>

Note1-2. For circuit connection, please refer to test circuit diagram [3].

Note1-3. Please use minimum of 3mm clearance (all directions) between inverter high voltage area and any conductors.
Please refer to mechanical drawing for marking of high voltage area.

Note1-4. Open voltage (strike voltage) is measured across the transformer secondary winding at no load as the reading at the output connector would be less than the actual value.

Note1-5. If the start up voltage falls below Cold Cathode Tube strike voltage, the CCFL will not light up easily specially at lower ambient temperature. Please review mounting instruction to avoid any abnormal operation due to coupling/leakage capacitance of inverter high voltage area to any surrounding conductor.

Note1-6. Please check your lamp characteristic for minimum operational current and set the limit point in your design to avoid flickering and/or abnormal operation.

Note1-7. For proper operation of circuit protection (fuse or IC PROTECTOR), Please use minimum of 2A capacity for input power supply.

[2] Absolute Maximum Ratings

Item	Symbol	Specification	Unit	Notes
Input Voltage	V _{in}	0~15	V	
	V _{rmt}	0~V _{in}		
	V _{br}	0~16		
Load Resistance	RL1//CL1 RL2//CL2	80//5	kΩ//pF	
Operating Temp. range	T _a	-30~80	°C	
Storage Temp. range	T _s	-30~85	°C	
Humidity range	RH	95	%RH	A maximum wet ball temperature is 38°C No dew

TDK CORPORATION	PRODUCT NAME or MODEL, TITLE		
	DC-AC INVERTER UNIT CXA-0454		
	NAME OF DRAWING	DRAWING No.	PAGE
	PRODUCT DRAWING	CTR-1987-D	5

<The specifications may be changed without any notice.>

[3] Test circuit



Note3-2. SW2(ON/OFF) Operation is as following;

SW2	Operation of unit
a	*Voltage dimming Vbr=0~2.5V
b	*Variable resistance dimming VR=0~50kΩ

Note3-4.Safety Function

- | Load Condition | Alarm Signal (CN1-6)* ¹ | Shutdown Operation* ² |
|------------------|------------------------------------|----------------------------------|
| Normal Operation | 0.5V max. | Normal |
| 1 Lamp Open | 4.75~5.25V | Normal |
| 2 Lamps Open | 4.75~5.25V | Shutdown |

- *1. In test circuit[3] ,if CN2 or CN3 opens, then the warning signal will be activated (+5V).
- *2. If the inverter detects an open circuit all of the lamps for more than 3 seconds it will shut down.

PRODUCT NAME or MODEL,TITLE

TDK CORPORATION

DRAWING No.

PRODUCT DRAWING

CTR-1987-D

6

<The specifications may be changed without any notice.>

[4] Electrical specifications

Item	Symbol	Conditions					Specifications			Unit
		Vin(V)	Vrmt(V)	Rbr(kΩ)/ Vbr(V)	Ta(°C)	RL1(kΩ)/CL1(pF) RL2(kΩ)/CL2(pF)	MIN.	TYP.	MAX.	
Output Current (Brightness max.)	Iout1/ Iout2	12±1.2	5±0.25	0 / 0	-30~80	70//5 70//5	5.3	6.0	6.7	mArms
Output Current (Brightness min.)	Iout1/ Iout2	12±1.2	5±0.25	50 / 2.5	-30~80	70//5 70//5	2.0	3.0	4.0	
Input Current1	Iin1	12±0.6	5±0.25	0 / 0	-30~80	70//5 70//5	-	0.7	1.3	A
Input Current2	Iin2	12±0.6	0±0.25	0 / 0	-30~80	70//5 70//5	-	-	1	mA
Frequency	F1	12±0.6	5±0.25	0 / 0	-30~80	70//5 70//5	55	60	65	kHz
Frequency (Duty)	F2	12±0.6	5±0.25	0 / 0	-30~80	70//5 70//5	230	250	270	Hz
Open Circuit Voltage	Vopen	12±1.2	5±0.25	0 / 0	-30~80	∞ ∞	1500	1700	1900	Vrms
Warning Output	Vst	12±1.2	5±0.25	0 / 0	-30~80	70//5 ∞	4.5	5.0	5.5	V
		12±1.2	5±0.25	0 / 0	-30~80	∞ 70//5	4.5	5.0	5.5	
		12±1.2	5±0.25	0 / 0	-30~80	70//5 70//5	-	0	0.5	

[5] Reliability Test

Following test items are assured.

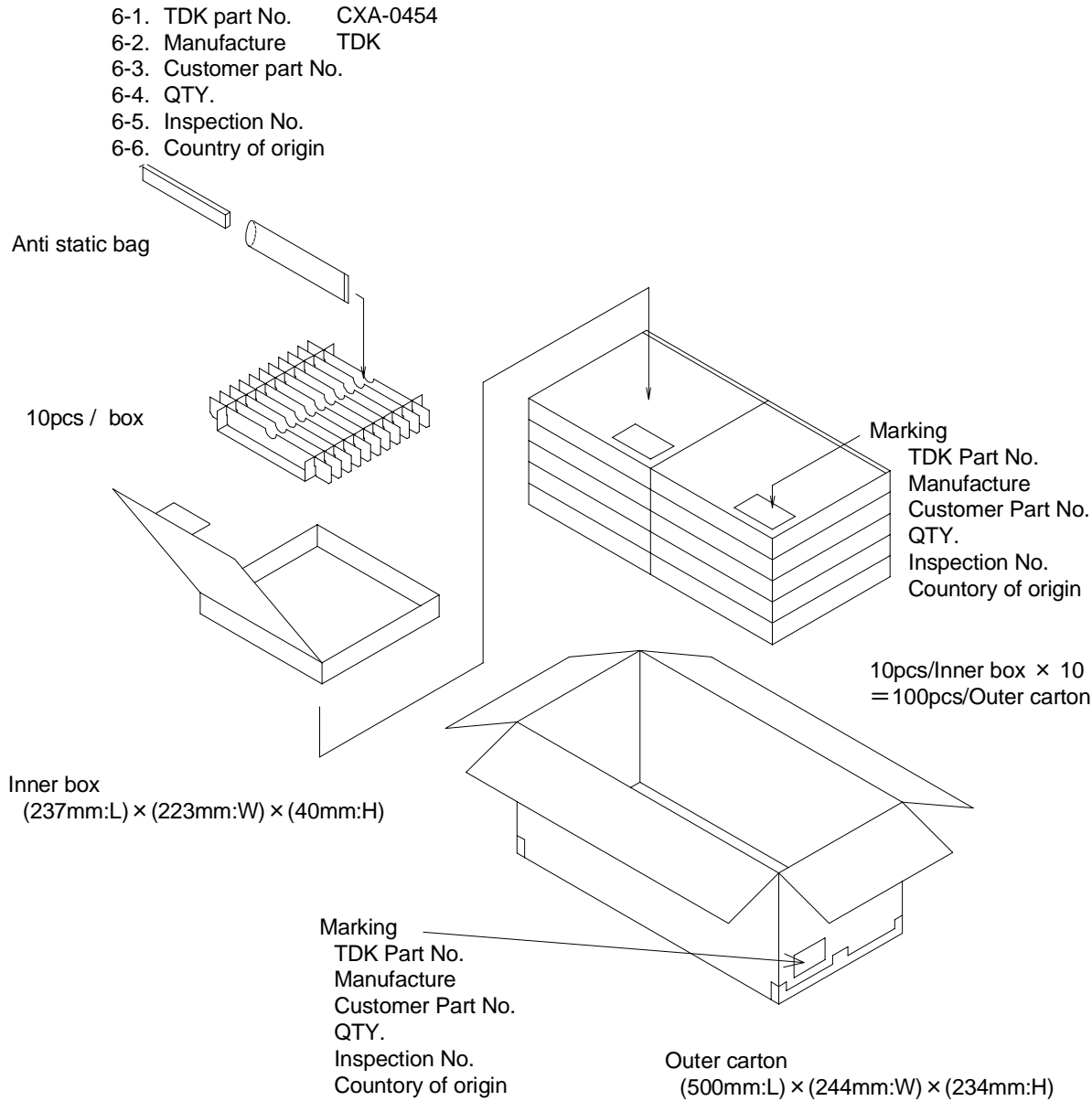
Item	Condition	Judgement
Low Temp.Non operational	-40°C 500h	Electrical and apperance should be in the spec.
Low Temp.operational	-30°C 500h Load cond.:TYP	
High Temp.Non operational	85°C 500h	
High Temp.operational	80°C 500h Load cond.:TYP	
Heat shock	-20°C↔75°C 30min.Each 100 Cycles	
Humidity (Non operational)	60°C 90~95%RH 500h	
Vibration	10~57Hz Amplitude0.75mm 58~500Hz 9.8m/s ² Sweep:11min 60min each axis X,Y,Z	
Shock	980m/s ² 11ms Harf-sine pulse 1 time each axis ±X,Y,Z	

TDK CORPORATION	PRODUCT NAME or MODEL,TITLE		
	DC-AC INVERTER UNIT CXA-0454		
	NAME OF DRAWING	DRAWING No.	PAGE
	PRODUCT DRAWING	CTR-1987-D	7

<The specifications may be changed without any notice.>

[6] Packing and Marking

A shipping box is packaged to avoid from water or damage. Following items are printed on the box.



[7] Others

7-1. Test cond.

A normal test condition :Temperature (20±15°C), Humidity (65±20%RH).

7-2. Std warantrny

One year after shipment.This covers any defects in material or workmanship. Defective units will be replaces at no charge.

7-3. MTTF

MTTF which calculated according to MIL-HDBK-217-F is as follows.

TEMPERATURES 25°C

MTTF 2140000 hours or more

7-4. Others

TDK and customer are to discuss changes,problems, and modifications and etc, when needed.

TDK CORPORATION	PRODUCT NAME or MODEL,TITLE		
	DC-AC INVERTER UNIT CXA-0454		
	NAME OF DRAWING	DRAWING No.	PAGE
	PRODUCT DRAWING	CTR-1987-D	8