


Liquid Tight Systems
Wire Management Products

HUBBELL

*Maximum
Protection for
Abusive
Environments.*



Wiring Device-Kellems

Poly Tuff® I and Poly Tuff® II

PolyTuff I

Rigid PVC core bonded to flexible PVC jacket.

All non-metallic construction ends metal fatigue and separation problems.

UL Listed and CSA Certified.

Cuts cleanly with a knife or PVC cutter so there are no jagged edges.

PolyTuff II

PVC core with corrugated walls bonded to PVC jacket.

Handles twists, turns, bends, switchbacks and straightaways with ease.

All non-metallic construction ends fatigue and separation problems.

Can be cut with a knife or PVC cutters.

UL Recognized and CSA Certified.

Flexibility and Corrosion Resistance

Hubbell Polytuff I Conduit and Polytuff II Tubing are entirely non-metallic, providing superior flexibility and outstanding corrosion resistance. Polytuff conduit and tubing comes in sizes ranging from ¼" to 2" diameter. Polytuff is made from PVC which gives you the extra flexibility for tight turns, nonconductivity, corrosion resistance and ease of installation not found in metallic liquidtight conduit.

PolyTuff I Conduit

Trade Size (metric designator)	Catalog Numbers	Feet (m)	Conduit ID/OD Inches (mm)	Bend Radius Inches (mm)
3/8" (12)	G1038	100 (30.5)	.49"/.70" (12.6/17.8)	2.00" (50.8)
1/2" (16)	G1050	100 (30.5)	.63"/.83" (16.1/21.1)	3.00" (76.2)
3/4" (21)	G1075	100 (30.5)	.83"/1.04" (21.1/26.4)	4.00" (101.6)
1" (27)	G1100	100 (30.5)	1.05"/1.30" (26.0/33.1)	5.00" (127.0)
1 1/4" (35)	G1125	100 (30.5)	1.40"/1.65" (35.4/41.8)	6.30" (158.8)
1 1/2" (41)	G1150	50 (15.2)	1.59"/1.88" (40.3/47.8)	7.50" (190.5)
2" (53)	G1200	50 (15.2)	2.03"/2.36" (51.6/59.9)	10.00" (254.0)



PolyTuff I Conduit

Operating Temperature Range

Wet environment	0°F to +140°F (-18°C to +60°C).
Oil environment	0°F to +158°F (-18°C to +70°C).
Dry environment	0°F to +176°F (-18°C to +80°C).

Certifications

UL Listed	UL Standard 1660. Sunlight resistant approved for outdoor use, direct burial.
CSA Certified	Meets requirements of NEC Article 351-B.

Voltage Rating

Maximum	600V.
---------	-------

Material

Conduit	Co-extruded rigid and flexible PVC.
---------	-------------------------------------

PolyTuff II Tubing

Trade Size (metric designator)	Catalog Numbers	Feet (m)	Conduit ID/OD Inches (mm)	Bend Radius Inches (mm)
1/4" (10)	B2025	100 (30.5)	.36"/.57" (9.3/14.5)	1.50" (38.1)
3/8" (12)	B2038	100 (30.5)	.49"/.70" (12.6/17.8)	2.00" (50.8)
1/2" (16)	B2050	100 (30.5)	.63"/.83" (16.1/21.1)	2.00" (50.8)
3/4" (21)	B2075	100 (30.5)	.83"/1.04" (21.1/26.4)	3.00" (76.2)
1" (27)	B2100	100 (30.5)	1.05"/1.30" (26.0/33.1)	3.00" (76.2)
1 1/4" (35)	B2125	100 (30.5)	1.40"/1.65" (35.4/41.8)	5.00" (127.0)
1 1/2" (41)	B2150	50 (15.2)	1.59"/1.88" (40.3/47.8)	5.00" (127.0)
2" (53)	B2200	50 (15.2)	2.03"/2.36" (51.6/59.9)	5.00" (127.0)



PolyTuff II Tubing

Operating Temperature Range

Operating Environment	0°F to +140°F (-18°C to +60°C).
-----------------------	---------------------------------

Certifications

UL Recognized
CSA Certified

Voltage Rating

Maximum	Same as wire insulation rating.
---------	---------------------------------

Material

Tubing	Co-extruded rigid and flexible PVC.
--------	-------------------------------------

Non-metallic Liquidtight Systems

Poly Tuff® Non-metallic Connectors

Nylon compression nut has a tapered dome to tighten ferrule onto conduit.

Nylon locknut fastens connector securely to enclosure and provides superior corrosion resistance.

Neoprene O-ring provides liquidtight seal at hub or enclosure.

Nylon two-piece swivel body enables fitting to twist from 0° to 90°.

Non-integral ferrule provides conduit seal and superior pullout protection.

Straight and SwivelLock® Connectors

Hubbell non-metallic liquidtight connectors are made from nylon and range in size from ¼" to 2". The nylon connectors are completely nonconductive, corrosion resistant and easier to install than metallic liquidtight fittings. The patented SwivelLock® design eliminates the need for separate straight, 45°, and 90° fittings by providing a full range in one device. Non-metallic connectors have a unique design which allows Hubbell to claim UL 50 ratings of 3R, 4X, 12 and 13.

Polytuff Fittings

Operating Temperature*

Nylon (Body, Nut, Gripping Ring and Locknut)

–40°F to +225°F (–40°C to +107°C).

Neoprene (Sealing Ring)

–30°F to +240°F (–34°C to +116°C).

Flammability

Fire Gas Toxicity Product Testing

Nylon PolyTuff Fittings have a UL 94V–2 rating.

Certifications

UL Listed

UL50 Type 4X, 12 and 13

CSA Certified

PolyTuff I Fittings, Poly Tuff II Fittings.

*Due to the limiting factors of nylon and neoprene, PolyTuff Fittings will continuously perform in the range –30°F to +225°F (–34°C to +107°C).

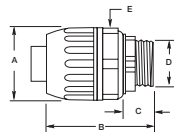
Straight Liquidtight Connectors



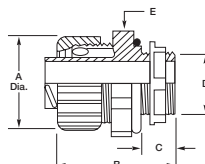
P125NGY



P075NGYA



Sizes: 3/8", 1/2", 3/4", 1"



Sizes: 1/4", 1 1/4", 1 1/2", 2"

Trade Size (metric designator)	Black Catalog Numbers	Gray Catalog Numbers	A	B	C	D Throat Dia.	E	
							A/C*	A/F*
1/4" (10)	F5025	—	.93" (23.6)	1.45" (36.8)	.39" (9.9)	.32" (8.1)	.86" (21.8)	.86" (21.8)
3/8" (12)	P038NBK	P038NGY	1.14" (29.0)	1.63" (41.4)	.57" (14.5)	.42" (10.7)	1.41" (35.8)	1.30" (33.0)
1/2" (16)	P050NBKA	PS050NGYA	1.30" (33.0)	2.14" (54.4)	.57" (14.5)	.55" (14.0)	1.41" (35.8)	1.30" (33.0)
3/4" (21)	P075NBKA	PS075NGYA	1.53" (38.9)	2.22" (56.4)	.58" (14.7)	.74" (18.8)	1.85" (47.0)	1.53" (38.9)
1" (27)	PS100NBKA	PS100NGYA	1.80" (45.7)	2.32" (58.9)	.72" (18.3)	.96" (24.4)	1.94" (49.3)	1.80" (45.7)
1 1/4" (35)	P125NBK	P125NGY	2.20" (55.9)	2.15" (54.6)	.74" (18.8)	1.30" (33.0)	2.38" (60.5)	2.18" (55.4)
1 1/2" (41)	P150NBK	P150NGY	2.49" (63.2)	2.35" (59.7)	.76" (19.3)	1.46" (37.1)	2.63" (66.8)	2.43" (61.7)
2" (53)	P200NBK	P200NGY	3.05" (77.4)	2.51" (63.6)	.79" (20.1)	1.90" (48.3)	3.13" (79.5)	2.93" (74.4)

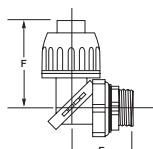
SwivelLok® Multi-Position with Male Non-metallic Liquidtight Fittings



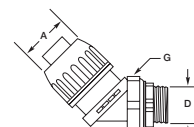
PSO509NGY - SwivelLok



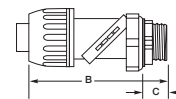
PSO509NGY - SwivelLok



90° Position



45° Position



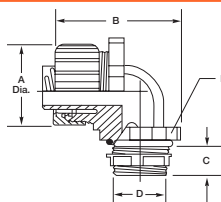
Straight Position

Trade Size (metric designator)	Black Catalog Numbers	Gray Catalog Numbers	A	B	C	D	E	F	G	
									A/C*	A/F*
3/8" (12)	PS0389NBK	PS0389NGY	1.30" (33.0)	3.27" (83.1)	.57" (14.5)	.55" (14.0)	1.43" (36.3)	2.00" (50.8)	1.41" (35.8)	1.30" (33.0)
1/2" (16)	PS0509NBK	PS0509NGY	1.30" (33.0)	3.27" (83.1)	.57" (14.5)	.55" (14.0)	1.43" (36.3)	2.00" (50.8)	1.41" (35.8)	1.30" (33.0)
3/4" (21)	PS0759NBK	PS0759NGY	1.53" (38.9)	3.66" (93.0)	.58" (15.7)	.74" (18.8)	1.59" (40.4)	2.23" (56.6)	1.65" (41.9)	1.53" (38.9)
1" (27)	PS1009NBK	PS1009NGY	1.80" (45.7)	4.00" (101.6)	.72" (18.3)	.96" (24.4)	1.84" (46.7)	2.30" (58.4)	1.94" (49.3)	1.80" (45.7)

90° with Male Non-metallic Liquidtight Fittings



P1259NGY



Trade Size (metric designator)	Black Catalog Numbers	Gray Catalog Number	A	B	C	D Throat Dia.	E	
							A/C*	A/F*
1/4" (10)	F20259	—	.93" (23.6)	1.88" (47.8)	.39" (9.9)	.32" (8.1)	.86" (21.8)	.86" (21.8)
1 1/4" (35)	P1259NBK	P1259NGY	2.21" (56.1)	3.57" (90.7)	.74" (18.9)	1.30" (33.0)	2.38" (60.5)	2.18" (55.4)

SwivelLok Flexible Conduit Kit

Trade Size (metric designator)	Fitting and Conduit	Catalog Numbers
1/2" (16)	2 PS0509NGY, 6' G1050	PS05GYKIT
3/4" (21)	2 PS0759NGY, 6' G1075	PS07GYKIT

* A/C = Across Corners A/F = Across Flats



PS05GYKIT

Liquidtight Conduit Connectors

Hexagonal, screw-machined steel nut.

Solid polypropylene gland-ring creates an environmental seal.

Non-integral, reusable steel, ferrule is easily installed, to seal conduit.

Threaded one-piece steel body.

Tapered, machined threads fasten securely and provide additional liquidtight sealing.

Optional insulated and non-insulated throat.

Nylon gasket provides liquidtight seal at hub.

Locknut has hardened steel tangs to grip securely.

Insulated and Non-Insulated Conduit Connectors

Hubbell offers a broad line of metallic liquidtight fittings for use with metallic liquidtight conduits and Polytuff I. Hubbell offers trade sizes from 3/8" to 4" in straight, 45°, and 90° body designs. Most connectors are available with either insulated or non-insulated throats. Liquidtight fittings are precision manufactured to exacting standards assuring ease of use and reliability. Straight body 1/2" and 3/4" sizes are listed for UL Type 3R, 4, 12 and 13 environmental ratings.

Liquidtight Fittings

Operating Temperature**

Steel/Malleable Iron (Nut, Body, Ferrule)	-60°F to +1000°F (-51°C to +538°C).
Nylon (Gland Ring)	-40°F to +225°F (-40°C to +107°C).

Hazardous Locations

	NEC Reference
Class I, Div. 2	501-4b
Class II, Div. 1	502-4a2
Class II, Div. 2	502-4b2
Class III, Div. 1	503-3a2
Class III, Div. 2	503-3b

Certifications

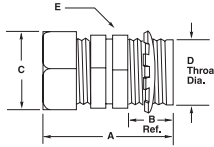
UL Listed
CSA Certified

**Due to the limiting factors of nylon, metallic liquidtight flexible conduit fittings will continuously perform in the range of -40°F to +225°F (-40°C to +107°C).

Straight Conduit Connector



Straight with Male Hubbell
Conduit Fitting H0501

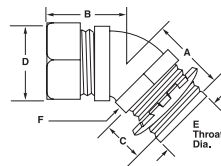


Trade Size (metric designator)	Insulated Catalog Numbers	Non-Insulated Catalog Numbers	A	B	C		D Throat Dia.	E	
					A/C*	A/F*		A/C*	A/F*
3/8" (12)	H0381	H038	1.43" (36.3)	.59" (15.0)	1.20" (30.0)	1.06" (26.9)	.61" (15.5)	1.07" (27.2)	.93" (23.6)
1/2" (16)	H0501A	H050A	1.43" (36.3)	.59" (15.0)	1.34" (34.0)	1.19" (30.2)	.61" (15.5)	1.22" (31.0)	1.06" (26.9)
3/4" (21)	H0751A	H075A	1.56" (39.6)	.59" (15.0)	1.55" (39.0)	1.37" (34.8)	.84" (21.3)	1.43" (36.3)	1.25" (31.8)
1" (27)	H1001	H100	1.68" (42.7)	.66" (16.8)	1.95" (50.0)	1.69" (42.9)	1.06" (26.9)	1.73" (43.9)	1.56" (39.6)
1 1/4" (35)	H1251	H125	2.03" (51.6)	.63" (16.88)	2.39" (61.0)	2.06" (52.3)	1.37" (34.8)	2.36" (59.9)	2.08" (52.8)
1 1/2" (41)	H1501	H150	2.21" (56.1)	.63" (16.88)	2.72" (69.0)	2.38" (60.5)	1.53" (38.9)	2.79" (70.9)	2.48" (63.0)
2" (53)	H2001	H200	2.28" (57.9)	.69" (17.5)	3.08" (78.0)	2.87" (72.9)	2.06" (52.3)	3.32" (84.3)	2.90" (73.7)
2 1/2" (63)	H2501	—	3.56" (90.4)	1.06" (26.9)	3.92" (100.0)	3.62" (91.9)	2.42" (61.5)	3.85" (97.8)	3.60" (91.4)
3" (78)	H3001	—	3.81" (96.8)	1.06" (26.9)	4.70" (119.0)	4.31" (109.5)	3.01" (76.5)	4.65" (118.1)	4.33" (110.0)
3 1/2" (91)	H3501	—	3.81" (96.8)	1.06" (26.9)	5.29" (134.0)	4.81" (122.2)	3.49" (88.6)	5.18" (131.6)	4.82" (122.4)
4" (103)	H4001	—	3.81" (96.8)	1.06" (26.9)	5.75" (146.0)	5.31" (134.9)	3.96" (100.6)	5.75" (146.1)	5.39" (136.9)

45° Liquidtight Connectors



45° Angle with Male Hubbell
Conduit Fitting H05041

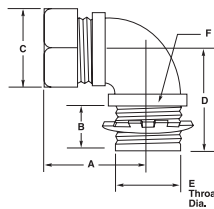


Trade Size (metric designator)	Insulated Catalog Numbers	Non-Insulated Catalog Numbers	A	B	C	D		E Throat Dia.	F	
						A/C*	A/F*		A/C*	A/F*
3/8" (12)	H03841	H0384	1.19" (30.2)	1.28" (32.5)	.59" (15.0)	1.20" (30.5)	1.06" (26.9)	.60" (15.2)	1.16" (29.5)	1.02" (25.9)
1/2" (16)	H05041	H0504	1.19" (30.2)	1.28" (32.5)	.59" (15.0)	1.34" (34.0)	1.19" (30.2)	.61" (15.2)	1.21" (30.7)	1.06" (26.9)
3/4" (21)	H07541	H0754	1.19" (30.2)	1.43" (36.3)	.59" (15.0)	1.55" (39.4)	1.45" (36.8)	.84" (21.3)	1.50" (38.1)	1.32" (33.5)
1" (27)	H10041	H1004	1.38" (35.1)	1.53" (38.9)	.66" (16.8)	1.95" (49.5)	1.69" (42.9)	1.05" (26.7)	1.82" (46.2)	1.59" (40.4)
1 1/4" (35)	H12541	H1254	1.42" (36.1)	1.69" (42.9)	.63" (16.0)	2.39" (60.7)	2.06" (52.3)	1.37" (34.8)	2.32" (58.9)	2.03" (51.6)
1 1/2" (41)	H15041	H1504	1.66" (42.2)	2.00" (50.8)	.66" (16.8)	2.72" (69.1)	2.38" (60.5)	1.60" (40.6)	2.62" (66.5)	2.29" (58.2)
2" (53)	H20041	H2004	1.69" (42.9)	2.25" (57.2)	.66" (16.8)	3.08" (78.2)	2.88" (73.2)	2.05" (52.1)	3.21" (81.5)	2.80" (71.1)

90° Liquidtight Connectors



90° Angle with Male Hubbell
Conduit Fitting H0509



Trade Size (metric designator)	Black Catalog Numbers	Gray Catalog Numbers	A	B	C		D Ref.	E Throat Dia.	F	
					A/C*	A/F*			A/C*	A/F*
3/8" (12)	H03891	H0389	1.31" (33.3)	.59" (15.0)	1.20" (30.5)	1.06" (26.9)	1.44" (36.6)	.60" (15.2)	1.13" (29.0)	.99" (25.1)
1/2" (16)	H05091	H0509	1.31" (33.3)	.59" (15.0)	1.34" (34.0)	1.12" (28.4)	1.44" (36.6)	.61" (15.2)	1.12" (28.0)	1.00" (25.4)
3/4" (21)	H07591	H0759	1.44" (36.6)	.59" (15.0)	1.55" (39.4)	1.45" (36.8)	1.63" (41.4)	.83" (21.1)	1.48" (38.0)	1.29" (32.8)
1" (27)	H10091	H1009	1.78" (45.2)	.59" (15.0)	1.95" (49.5)	1.60" (40.6)	2.19" (55.6)	1.05" (26.7)	1.80" (46.0)	1.57" (39.9)
1 1/4" (35)	H12591	H1259	1.97" (50.0)	.63" (16.0)	2.39" (60.7)	2.06" (52.3)	2.50" (63.5)	1.36" (34.5)	2.32" (58.9)	2.02" (51.3)
1 1/2" (41)	H15091	H1509	2.19" (55.6)	.63" (16.0)	2.72" (69.1)	2.38" (60.5)	2.69" (68.3)	1.61" (40.9)	2.58" (66.0)	2.25" (57.2)
2" (53)	H20091	H2009	2.53" (64.3)	.66" (16.8)	3.08" (78.2)	2.87" (72.9)	3.25" (82.6)	2.05" (52.1)	3.14" (80.0)	2.75" (69.9)
2 1/2" (63)	H25091	—	3.44" (87.4)	1.00" (25.4)	3.92" (99.6)	3.63" (92.2)	4.25" (108.0)	2.42" (61.5)	3.78" (96.0)	3.50" (88.9)
3" (78)	H30091	—	3.75" (95.3)	1.00" (25.4)	4.70" (119.4)	4.31" (109.5)	4.87" (123.7)	3.01" (76.5)	4.64" (118.0)	4.30" (109.2)
4" (103)	H40091	—	4.25" (108.0)	1.00" (25.4)	5.75" (146.1)	5.31" (134.9)	5.63" (143.0)	3.96" (100.6)	5.76" (146.0)	5.38" (136.7)

Non-metallic Liquidtight Conduit and Tubing

Technical Data

PolyTuff I and II Conduit/Tubing; PVC Chemical Resistance

Chemical	Conc*	Temp. 70°F 21°C	150°F 66°C	Chemical	Conc*	Temp. 70°F 21°C	150°F 66°C	Chemical	Conc*	Temp. 70°F 21°C	150°F 66°C
Acetate Solvents	D	D		Cyclohexane	B	C		Monochlorobenzene	A	A	
Acetic Acid	B	C		DDT Weed Killer	A	C		Muriatic Acid (see Hydrochloric Acid)			
Acetic Acid (Glacial)	C	D		Dibutyl Phthalate	D	D		Naphtha	C	D	
Acetone	D	D		Diesel Oils	C	D		Naphthalene	D	D	
Acrylonitrile	A	B		Diethylene Glycol	B	C		Nitric Acid 10%	A	B	
Alcohols (Aliphatic)	C	C		Diethyl Ether	A	C		Nitric Acid 35%	A	C	
Aluminum Chloride	A	A		Di-isodecyl Phthalate	D	D		Nitric Acid 70%	D	D	
Aluminum Sulfate (Alums)	A	A		Dioctyl Phthalate	D	D		Oleic Acid	A	C	
Ammonia (Anhydrous Liquids)	D	D		Dow General Weed Killer (Phenol)	D	D		Oleum	D	D	
Ammonia (Aqueous)	A	A		Dow General Weed Killer (H ₂ O)	B	C		Oxalic Acid	A	A	
Ammoniated Latex	A	C		Ethyl Alcohol	C	C		Pentachlorophenol in Oil	B	C	
Ammonium Chloride	A	A		Ethylene Dichloride	D	D		Pentane	C	D	
Ammonium Hydroxide	A	A		Ethylene Glycol	B	C		Perchloroethylene	B	C	
Amyl Acetate	D	D		Ferric Chloride	A	A		Petroleum Ether	C	C	
Aniline Oils	D	D		Ferric Sulfate	A	A		Phenol	A	A	
Aromatic Hydrocarbons	D	D		Ferrous Chloride	A	A		Phosphoric Acid 10%	A	A	
Asphalt	D	D		Ferrous Sulfate	A	A		Pitch 50%	A	B	
ASTM Fuel A	C	C		Formaldehyde	D	D		Potassium Hydroxide	C	D	
ASTM Fuel B	D	D		Fuel Oil	B	C		Sodium Cyanide	A	A	
ASTM #1 Oil	B	C		Furfural	C	C		Stoddard Solvent	D	D	
ASTM #3 Oil	C	D		Gallic Acid	A	A		Styrene	D	D	
Barium Chloride	A	A		Gasoline (Hi Test)	C	D		Sulfur Dioxide (liquid)	D	D	
Barium Sulfide	A	A		Glycerine	A	A		Sulfuric Acid 50%	A	B	
Barium Hydroxide	A	A		Grease	A	C		Sulfuric Acid 98%	D	D	
Benzene (Benzol)	D	D		Green Sulfate Liquor	A	A		Sulfurous Acid	B	C	
Benzine (Petroleum Ether)	C	C		Heptachlor in Petroleum Solvents	A	C		Tall Oil	D	D	
Black Liquor	A	A		Heptane	C	D		Tannic Acid	A	A	
Bordeaux Mixture	A	A		Hexane	C	D		Toluene	D	D	
Boric Acid	A	A		Hydrobromic Acid	A	A		Trichlorethylene	D	D	
Butyl Acetate	D	D		Hydrochloric Acid 10%	A	A		Triethanol Amine	C	D	
Butyl Alcohol	B	C		Hydrochloric Acid 40%	C	C		Tricresyl Phosphate (Skydrol)	D	D	
Calcium Hydroxide	A	A		Hydrofluoric Acid 70%	D	D		Turpentine	C	D	
Calcium Hypochlorite	A	A		Hydrofluorosilicic Acid	A	A		Vinegar	A	B	
Carbolic Acid (Phenol)	B	C		Hydrofluorosilicic Acid 10%	A	A		Vinyl Chloride	D	D	
Carbon Dioxide	A	A		Hydrogen Peroxide	A	B		Water	A	A	
Carbon Disulfide	D	D		Iso-Octane	C	C		White Liquor	A	A	
Carbon Tetrachloride	D	D		Isopropyl Acetate	D	D		Xylene	D	D	
Carbonic Acid	A	A		Isopropyl Acid	B	C		Zinc Chloride	A	A	
Casein	A	C		Jet Fuels (JP-3, and 5)	C	D		Zinc Sulfate	A	A	
Caustic Soda	A	B		Kerosene	C	C					
Chlorine Gas (wet)	D	D		Ketones	D	D					
Chlorine Gas (dry)	D	D		Linseed Oil	A	A					
Chlorine (water solution)	C	D		Lubricating Oils	A	A					
Chlorobenzene	D	D		Magnesium Chloride	A	A					
Chlorinated Hydrocarbons	D	D		Magnesium Hydroxide	A	A					
Chromic Acid	B	C		Magnesium Sulfate	A	A					
Citric Acid	A	A		Malathion 50 in Aromatics	D	D					
Coal Tar	D	D		Malic Acid	A	A					
Coconut Oil	C	D		Methyl Acetate	D	D					
Corn Oil	A	B		Methyl Alcohol	C	C					
Cottonseed Oil	C	D		Methyl Bromide	D	D					
Creosote	D	D		Methyl Ethyl Ketone	D	D					
Cresol	C	D		Methylene Chloride	D	D					
Crylic Acid	D	D		Mineral Oil							

Rating Code

A-Excellent service

No harmful effect to reduce service life.
Suitable for continuous service.

B-Good service life.

Moderate to minor effect. Good for intermittent service. Generally suitable for continuous service.

C-Fair or limited service.

Depends on operating conditions. Generally suitable for intermittent service. Not recommended for continuous service.

D-Unsatisfactory service.

Not recommended.



Wiring Device-Kellems

All ratings apply to concentrated or saturated solutions unless otherwise specified.

Chemical resistance ratings are based upon information supplied by the raw material manufacturers. Use as a general guide only – samples should be tested by user under actual conditions.

*Conc. – Concentration