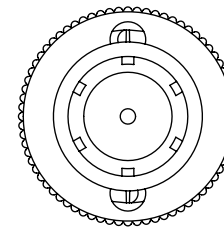
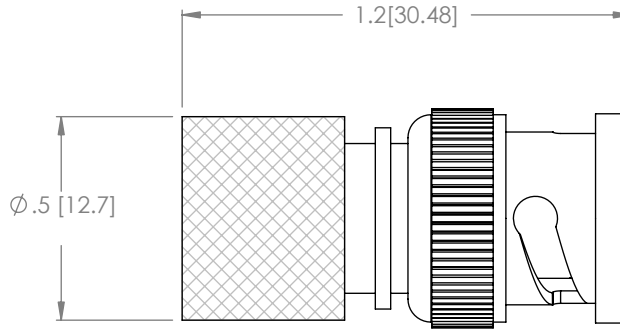



THE INFORMATION CONTAINED IN THIS DRAWING IS THE SOLE PROPERTY OF L-COM, INC. ANY REPRODUCTION IN PART OR WHOLE WITHOUT THE WRITTEN PERMISSION OF L-COM, INC. IS PROHIBITED.

REVISIONS			
REV	DESCRIPTION	DATE	CHANGED BY
A	RELEASED FOR PRODUCTION	11/02/03	MCCORMICK
B	REVISED TOLERANCES (ECN 1489)	09/08/03	MCCORMICK
C	INSULATOR WAS POLYPROPYLENE (ECN 1576)	11/03/03	MCCORMICK
D	ECN 3194: UPDATE DWG FORMAT	2/8/08	D.GRIFFIN



BNC PLUG

NOTES:

MATERIALS:
SHELL: BRASS
CONTACTS: BRASS
INSULATOR: ACETAL


FINISH:
SHELL: NICKEL
CONTACT: GOLD

ELECTRICAL:
CHARACTERISTIC IMPEDANCE: 50 OHM

APPLICATION NOTES:
RESISTOR; 1/4 WATT CARBON FILM TYPE

PACKAGING:
INDIVIDUALLY PACKAGE IN A POLYBAG

RoHS Compliant ✓

UNLESS OTHERWISE SPECIFIED, DIMENSIONS ARE IN INCHES [mm] TOLERANCES TO BE: .X \pm .1 [2.5] ANGLES \pm 2° .XX \pm .01 [.25] .XXX \pm .005 [.13] OVERALL CABLE LENGTH TOL: ≤ 60 [1524] +3 [76.2] / - 0 > 60 [1524] +5% / - 0% PROJ 	APPROVALS	DATE	L-com CONNECTIVITY PRODUCTS		01845	
	DRAWN BY C.MCCORMICK	11/01/2001	CATEGORY COAXIAL			
	CHECKED BY D.PARHAM	11/01/2001	PRODUCT DESCRIPTION 50 OHM BNC TERMINATOR			
	APPROVED BY R.CARRICK	11/01/2001				
CONFIGURATION DETAILS OF UNDIMENSIONED FEATURES MAY VARY			SIZE A	FSCM NO. 43321	DWG. NO. BTB5MD	REV. D
			SCALE: NONE		CAD FILE: BTB5MD.SLDDRW	SHEET 1 OF 1