samtec



(1.27 mm) .050"

FTR SERIES

SMT MICRO HEADER

SPECIFICATIONS

For complete specifications and recommended PCB layouts see www.samtec.com?FTR

Insulator Material:
Black Liquid Crystal Polymer
Terminal Material:
Phosphor Bronze
Plating:
Au or Sn over
50 µ" (1.27 µm) Ni
Current Rating (FTR/RSM):
3.1 A per pin
(2 pins powered)
Operating Temp Range:
-55 °C to +105 °C with Tin;
-55 °C to +125 °C with Gold
RoHS Compliant:
Yes

PROCESSING

Lead-Free Solderable:
Yes
SMT Lead Coplanarity:
(0.10 mm) .004" max (02-20)
(0.15 mm) .006" max (21-40)*
*(.004" stencil solution may be available; contact IPG@samtec.com)

RECOGNITIONS

For complete scope of recognitions see www.samtec.com/quality

FILE NO. E111594

ALSO AVAILABLE
(MOQ Required)

- Other platings

Mates with:
RSM, SMS, SLM

OPTIONS

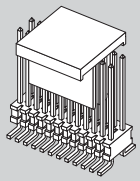

–P OPTION

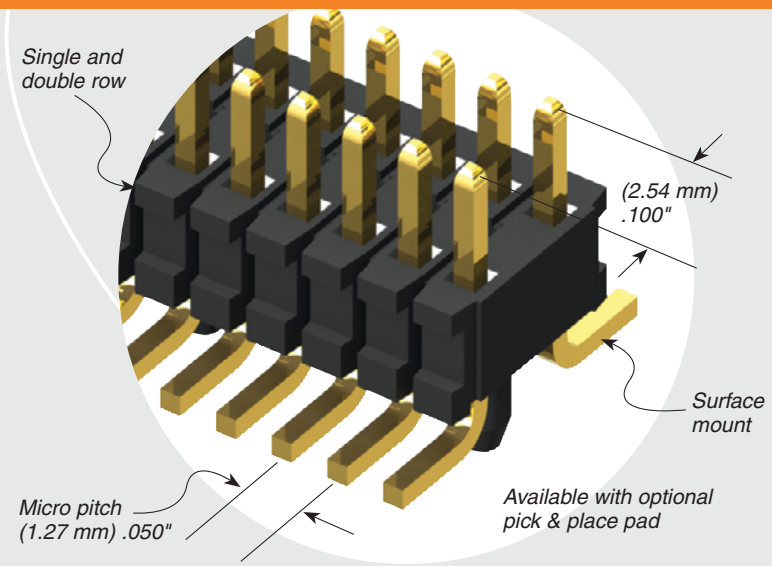

FTR	–	1	NO. PINS PER ROW	–	LEAD STYLE	–	PLATING OPTION	–	ROW OPTION	–	OPTION
			02 thru 40		Specify LEAD STYLE from chart		–L = 10 µ" (0.25 µm) Gold on post, Matte Tin on tail –G = 10 µ" (0.25 µm) Gold on post, Gold flash on tail		–S = Single Row –D = Double Row		–"XX" = Polarized –A = Alignment Pin (5 positions minimum –D only) (Metal or plastic at Samtec discretion) (N/A with -LC) –LC = Locking Clip (6 positions minimum –D only) (N/A with -A) (Manual placement required) –P = Plastic Pick & Place Pad (–D = 5 positions minimum) (–S = 8 positions minimum) –TR = Tape & Reel (–S = 4 positions minimum)

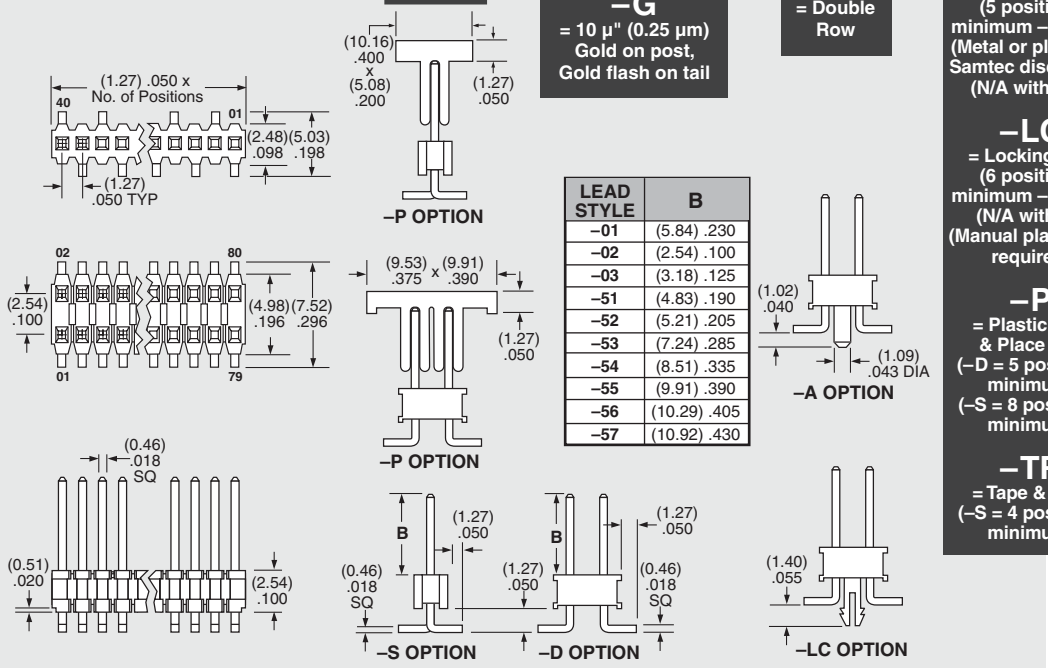

LEAD STYLE	B
–01	(5.84) .230
–02	(2.54) .100
–03	(3.18) .125
–51	(4.83) .190
–52	(5.21) .205
–53	(7.24) .285
–54	(8.51) .335
–55	(9.91) .390
–56	(10.29) .405
–57	(10.92) .430

Note:
Some sizes, styles and options are non-standard, non-returnable.

Due to technical progress, all designs, specifications and components are subject to change without notice.

All parts within this catalog are built to Samtec's specifications.
Customer specific requirements must be approved by Samtec and identified in a Samtec customer-specific drawing to apply.