Pushbutton Units and Indicator Lights

Class 50 Standard Duty Pushbutton Stations

General

Features

- Snap In Legend Inserts
- Flush and Surface Mounted Types
- Convertible Selector
- Double Break Contacts
- Dual Voltage Pilot Light with Snap In Lens
- Conversion Kits
- UL Listed File #E22655
- CSA Certified File #LR6535

Application

Standard duty control stations are used with magnetic controllers to control the starting, stopping, reversing or speed of applicable motors.

Stations are assembled of one, two or three push button, selector switch or pilot light units in a variety of combinations to provide compact control units for remote control of magnetic starters and contactors.

Station enclosures are available in Type 1 surface mounted, 1B flush plate mounted and 4 watertight.

Features

Type 1 surface mounted bases are constructed of 14 gauge sheet steel, primed and finished in baked gray enamel. The base is predrilled to receive a variety of contact blocks, pilot lights and accessory devices. Covers are of 20 gauge sheet steel, wrap-around construction, primed and finished in baked gray enamel. Siemens Type 4 watertight heavy duty push button stations are supplied with a provision to padlock the stop button in the depressed position. Enclosures are predrilled and tapped for 3/4" conduit.

Contact blocks have double break, fine silver contacts with a NEMA B600 rating. Type 4 stations have a NEMA A600 rating.

The pilot light assembly is dual voltage with clearly marked pressure type terminals for 120 volt or 240 volt connection.

The lens of the pilot light snaps into the cover and is available in both red and green.

Push buttons are equipped with an operator into which a selected legend insert is snapped. Legend inserts are molded thermoplastic and come in a wide variety of legends and colors.

The selector switch operator can be instantly set for two or three positions at any time.

Mushroom Head

50ZMH mounts on any standard push button operator. The Mushroom Head is red molded thermoplastic, 1 1/2" in diameter, and provides a large operator for emergency stop or similar applications.

Mechanical Interlock

50ZAM is a base mounted zinc plate, dichromate dipped, steel assembly. When mounted in conjunction with Duplex Contact Block 50ZAC3 (one NO and one NO) the interlock prevents one contact from being closed while the other contact is closed.

Padlock Attachment Kit

50ZAL can be mounted to any Type 1 surface mounted station by the lower screw which fastens the cover to the station base. Made of heavy steel, chrome plated, the attachment provides for the padlocking of a push button in the depressed position or a selector switch in any position. When used with a push button operator, raised Legend Insert D53493003 (Red Stop) must be used.

Pendant Bracket

Adapts standard Type 1 surface mounted stations for suspension from a cable or chain. Bracket 50ZAP2 is used for one and two unit stations, 50ZAP3 for three unit stations.

Electrical Ratings

NEMA AC Ratings 50/60Hz

Nema B600 5 Continuous Amps

Volts	Make	Break
120	30	3
240	15	1.5
480	7.5	0.75
600	6	0.6
VA	3600	360

Ordering Information

- Legend Inserts see page 17-235.
- Accessories see page 17-235.

2 Push Buttons
Surface Mounting, NEMA 1

2 Push Buttons
Flush Mounting, NEMA 1B

1 Push Button
Surface Mounting

1 Selector Switch
Flush Mounting

2 Push Buttons
1 Selector Switch

1 Pilot Light
2 Push Buttons

Selection and ordering data

	Operator identification	Degree of protection	Contacts / voltage	Number of command points	Order No.	List Price $ 1 unit	Packs Unit
1 unit surface mount-momentary pushbutton	A = Momentary flush pushbutton green, surface, label "START"	NEMA 1	1NO - 1NC with common jumper (50ZAC1)	1	**50AA3D**		1
	A = Momentary flush pushbutton red, surface, label "STOP"	NEMA 1	1NO - 1NC with common jumper (50ZAC1)	1	**50AA3E**		1
	A = Momentary raised pushbutton red, surface, label "STOP"	NEMA 1	1NO - 1NC with common jumper (50ZAC1)	1	**50AA3F**		1
	A = Momentary mushroom head red, surface, label "STOP"	NEMA 1	1NO - 1NC with common jumper (50ZAC1)	1	**50AA3G**		1
	A = Momentary flush pushbutton less insert, surface	NEMA 1	1NO - 1NC with common jumper (50ZAC1)	1	**50AA3A**		1
	A = 3 position selector switch, surface, label "HAND-OFF-AUTO"	NEMA 1	2 NO 2SPST (50ZAC8)	1	**50AA3C3**		1
	A = 2 position selector switch, surface, label "Off-On"	NEMA 1	2 NO 2SPST (50ZAC8)	1	**50AA3C6**		1
	A = 2/3 selector switch, surface, multiple legends	NEMA 1	2 NO 2SPST (50ZAC8)	1	**50AA3B9**		1
	A = Indicator light, red, surface	NEMA 1	120/240V dual voltage 120PSB lamp	1	**50BA3Y**		1
	A = Indicator light, green, surface	NEMA 1	120/240V dual voltage 120PSB lamp	1	**50BA3Z**		1
	A = Indicator light, less lens, surface	NEMA 1	120/240V dual voltage 120PSB lamp	1	**50BA32**		1
	A = Momentary flush pushbutton green, flush, label "START"	NEMA 1B	1NO - 1NC with common jumper (50ZAC1)	1	**50AA2D**		1
1 unit flush mount-momentary pushbutton	A = Momentary flush pushbutton red, flush, label "STOP"	NEMA 1B	1NO - 1NC with common jumper (50ZAC1)	1	**50AA2E**		1
	A = Momentary raised pushbutton red, flush, label "STOP"	NEMA 1B	1NO - 1NC with common jumper (50ZAC1)	1	**50AA2F**		1
	A = Momentary flush pushbutton less insert, flush	NEMA 1B	1NO - 1NC with common jumper (50ZAC1)	1	**50AA2A**		1
	A = Momentary flush pushbutton less insert, flush, chrome plate	NEMA 1B	1NO - 1NC with common jumper (50ZAC1)	1	**50AA6A**		1
	A = 3 position selector switch, flush, label "HAND-OFF-AUTO"	NEMA 1B	2 NO 2SPST (50ZAC8)	1	**50AA2C3**		1
	A = 3 position selector switch, flush, label "Off-On"	NEMA 1B	2 NO 2SPST (50ZAC8)	1	**50AA2C6**		1
	A = 2/3 selector switch, multiple legends, flush	NEMA 1B	2 NO 2SPST (50ZAC8)	1	**50AA2B9**		1
	A = 2/3 selector switch, multiple legends, chrome plate, flush	NEMA 1B	2 NO 2SPST (50ZAC8)	1	**50AA6B9**		1
	A = Indicator light, red, flush	NEMA 1B	120/240V dual voltage	1	**50BA2Y**		1
	A = Indicator light, green, flush	NEMA 1B	120/240V dual voltage	1	**50BA2Z**		1
	A = Indicator light, less lens, flush	NEMA 1B	120/240V dual voltage	1	**50BA22**		1
	A = Indicator light, less lens, chrome plate, flush	NEMA 1B	120PSB lamp	1	**50BA62**		1
2 unit surface mount-momentary pushbutton	B = Momentary pushbutton green, surface, label "START" A = Momentary pushbutton red, surface, label "STOP"	NEMA 1	1NO, 1NC (50ZAC2)	2	**50CA3DE**		1
	B = Momentary pushbutton green, surface, label "START" A = Momentary raised pushbutton red, surface, label "STOP"	NEMA 1	1NO, 1NC (50ZAC2)	2	**50CA3DF**		1
	B = Momentary pushbutton green, surface, label "START" A = Momentary mushroom head pushbutton red, surface, label "STOP"	NEMA 1	1NO, 1NC (50ZAC2)	2	**50CA3DG**		1
	B = Momentary pushbutton, less insert, surface A = Momentary pushbutton, less insert, surface	NEMA 1	1NO, 1NC (50ZAC2)	2	**50CA3AA**		1
	B = Momentary pushbutton, surface, label "FORWARD" A = Momentary pushbutton, surface, label "REVERSE"	NEMA 1	2 NO (50ZAC3)	2	**50DA3KL**		1

Selection and ordering data

	Operator identification	Degree of protection	Contacts / voltage	Number of command points	Order No.	List Price $ 1 unit	Packs Unit
2 unit surface mount-momentary pushbutton	B = Momentary pushbutton, surface, label "OPEN" A = Momentary pushbutton, surface, label "CLOSE"	NEMA 1	2 NO (50ZAC3)	2	**50DA3HJ**		1
	B = Momentary pushbutton, surface, label "UP" A = Momentary pushbutton, surface, label "DOWN"	NEMA 1	2 NO (50ZAC3)	2	**50DA3NP**		1
	B = Momentary pushbutton, surface, less insert A = Momentary pushbutton, surface, less insert	NEMA 1	2 NO (50ZAC3)	2	**50DA3AA**		1
	B = Momentary pushbutton, surface, label "FORWARD" A = Momentary pushbutton, surface, label "REVERSE"	NEMA 1	2 NO mechanically inter-locked (50ZA3C w/ 50ZAM)	2	**50RA3KL**		1
	B = Momentary pushbutton, surface, label "OPEN" A = Momentary pushbutton, surface, label "CLOSE"	NEMA 1	2 NO mechanically inter-locked (50ZA3C w/ 50ZAM)	2	**50RA3HJ**		1
	B = Momentary pushbutton, surface, label "UP" A = Momentary pushbutton, surface, label "DOWN"	NEMA 1	2 NO mechanically inter-locked (50ZA3C w/ 50ZAM)	2	**50RA3NP**		1
	B = Momentary pushbutton, surface, label "ON" A = Momentary pushbutton, surface, label "OFF"	NEMA 1	2 NO mechanically inter-locked (50ZA3C w/ 50ZAM)	2	**50RA334**		1
	B = Momentary pushbutton, less insert surface A = Momentary pushbutton, less insert, surface	NEMA 1	2 NO mechanically inter-locked (50ZA3C w/ 50ZAM)	2	**50RA3AA**		1
	B = Momentary pushbutton, surface, label "FORWARD" A = Momentary pushbutton, surface, label "REVERSE"	NEMA 1	2 NO, 2 NC (2 - 50ZAC2)	2	**50EA3KL**		1
	B = Momentary pushbutton, surface, label "OPEN" A = Momentary pushbutton, surface, label "CLOSE"	NEMA 1	2 NO, 2 NC (2 - 50ZAC2)	2	**50EA3HJ**		1
	B = Momentary pushbutton, surface, label "UP" A = Momentary pushbutton, surface, label "DOWN"	NEMA 1	2 NO, 2 NC (2 - 50ZAC2)	2	**50EA3NP**		1
	B = Momentary pushbutton, surface, label "ON" A = Momentary pushbutton, surface, label "OFF"	NEMA 1	2 NO, 2 NC (2 - 50ZAC2)	2	**50EA334**		1
	B = Momentary pushbutton, surface, less insert A = Momentary pushbutton, surface, less insert	NEMA 1	2 NO, 2 NC (2 - 50ZAC2)	2	**50EA3AA**		1
2 unit flush mount-momentary pushbutton	B = Momentary pushbutton green, flush, label "START" A = Momentary pushbutton red, flush, label "STOP"	NEMA 1B	1NO, 1NC (50ZAC2)	2	**50CA2DE**		1
	B = Momentary pushbutton green, flush, label "START" A = Momentary raised pushbutton red, flush, label "STOP"	NEMA 1B	1NO, 1NC (50ZAC2)	2	**50CA2DF**		1
	B = Momentary pushbutton green, flush, label "START" A = Momentary mushroom head pushbutton red, flush, label "STOP"	NEMA 1B	1NO, 1NC (50ZAC2)	2	**50CA2DG**		1
	B = Momentary pushbutton, less insert, flush A = Momentary pushbutton, less insert, flush	NEMA 1B	1NO, 1NC (50ZAC2)	2	**50CA6AA**		1

Selection and ordering data

	Operator identification	Degree of protection	Contacts / voltage	Number of command points	Order No.	List Price $ 1 unit	Packs Unit
2 unit flush mount-momentary pushbutton	B = Momentary pushbutton, flush, label "FORWARD" A = Momentary pushbutton, flush, label "REVERSE"	NEMA 1B	2 NO (50ZAC3)	2	**50DA2KL**		1
	B = Momentary pushbutton, flush, label "OPEN" A = Momentary pushbutton, flush, label "CLOSE"	NEMA 1B	2 NO (50ZAC3)	2	**50DA2HJ**		1
	B = Momentary pushbutton, flush, label "UP" A = Momentary pushbutton, flush, label "DOWN"	NEMA 1B	2 NO (50ZAC3)	2	**50DA2NP**		1
	B = Momentary pushbutton, less insert, flush A = Momentary pushbutton, less insert, flush	NEMA 1B	2 NO (50ZAC3)	2	**50DA2AA**		1
	B = Momentary pushbutton, less insert, chrome plate, flush A = Momentary pushbutton, less insert, chrome plate, flush	NEMA 1B	2 NO (50ZAC3)	2	**50DA6AA**		1
	B = Momentary pushbutton, flush, label "FORWARD" A = Momentary pushbutton, flush, label "REVERSE"	NEMA 1B	2 NO mechanically interlocked (50ZA3C w/ 50ZAM)	2	**50RA2KL**		1
	B = Momentary pushbutton, flush, label "OPEN" A = Momentary pushbutton, flush, label "CLOSE"	NEMA 1B	2 NO mechanically interlocked (50ZA3C w/ 50ZAM)	2	**50RA2HJ**		1
	B = Momentary pushbutton, flush, label "UP" A = Momentary pushbutton, flush, label "DOWN"	NEMA 1B	2 NO mechanically interlocked (50ZA3C w/ 50ZAM)	2	**50RA2NP**		1
	B = Momentary pushbutton, flush, label "ON" A = Momentary pushbutton, flush, label "OFF"	NEMA 1B	2 NO mechanically interlocked (50ZA3C w/ 50ZAM)	2	**50RA234**		1
	B = Momentary pushbutton, less insert, flush A = Momentary pushbutton, less insert, flush	NEMA 1B	2 NO mechanically interlocked (50ZA3C w/ 50ZAM)	2	**50RA2AA**		1
	B = Momentary pushbutton, less insert, chrome plate, flush A = Momentary pushbutton, less insert, chrome plate, flush	NEMA 1B	2 NO mechanically interlocked (50ZA3C w/ 50ZAM)	2	**50RA6AA**		1
	B = Momentary pushbutton, flush, label "FORWARD" A = Momentary pushbutton, flush, label "REVERSE"	NEMA 1B	2 NO, 2 NC (2 - 50ZAC2)	2	**50EA2KL**		1
	B = Momentary pushbutton, flush, label "OPEN" A = Momentary pushbutton, flush, label "CLOSE"	NEMA 1B	2 NO, 2 NC (2 - 50ZAC2)	2	**50EA2HJ**		1
	B = Momentary pushbutton, flush, label "UP" A = Momentary pushbutton, flush, label "DOWN"	NEMA 1B	2 NO, 2 NC (2 - 50ZAC2)	2	**50EA2NP**		1
	B = Momentary pushbutton, flush, label "ON" A = Momentary pushbutton, flush, label "OFF"	NEMA 1B	2 NO, 2 NC (2 - 50ZAC2)	2	**50EA234**		1
	B = Momentary pushbutton, less insert, flush A = Momentary pushbutton, less insert, flush	NEMA 1B	2 NO, 2 NC (2 - 50ZAC2)	2	**50EA2AA**		1
	B = Momentary pushbutton, less insert, chrome plate, flush A = Momentary pushbutton, less insert, chrome plate, flush	NEMA 1B	2 NO, 2 NC (2 - 50ZAC2)	2	**50EA6AA**		1

Selection and ordering data

	Operator identification	Degree of protection	Contacts / voltage	Number of command points	Order No.	List Price $ 1 unit	Packs Unit
2 unit surface mount-momentary pushbutton and selector switch	B = Momentary pushbutton green, surface, label "START" A = Maintained selector switch, surface, label "HAND-OFF-AUTO"	NEMA 1	1NO, 1NC (50ZAC1) 2 NO 2SPDT w/ common jumper (50ZAC8)	2	**50FA3DC3**		1
	B = Momentary pushbutton less insert, surface A = Maintained selector switch, multiple legends, surface	NEMA 1	1NO, 1NC (50ZAC1) 2 NO 2SPDT w/ common jumper (50ZAC8)	2	**50FA3AB9**		1
	B = Indicator light, red, surface A = Maintained selector switch, surface, label "HAND-OFF-AUTO"	NEMA 1	120/240V dual voltage (120PSB lamp) 2 NO 2SPDT w/ common jumper (50ZAC8)	2	**50HA3YC3**		1
2 unit surface mount-momentary pushbutton and indicator light	B = Indicator light, red, surface A = Maintained selector switch, multiple legends, surface	NEMA 1	120/240V dual voltage (120PSB lamp) 2 NO 2SPDT w/ common jumper (50ZAC8)	2	**50HA32B9**		1
	B = Indicator light, green, surface A = Indicator light, red, surface	NEMA 1	120/240V dual voltage (120PSB lamp)	2	**50GA3ZY**		1
	B = Indicator light, less lens, surface A = Indicator light, less lens, surface	NEMA 1	120/240V dual voltage (120PSB lamp)	2	**50GA322**		1
2 unit flush mount-momentary pushbutton and selector switch	B = Momentary pushbutton green, flush, label "START" A = Maintained selector switch, flush, label "HAND-OFF-AUTO"	NEMA 1B	1NO, 1NC (50ZAC1) 2 NO 2SPDT w/ common jumper (50ZAC8)	2	**50FA2DC3**		1
	B = Momentary pushbutton less insert, flush A = Maintained selector switch, multiple legends, flush	NEMA 1B	1NO, 1NC (50ZAC1) 2 NO 2SPDT w/ common jumper (50ZAC8)	2	**50FA2AB9**		1
	B = Momentary pushbutton less insert chrome plate, flush A = Maintained selector switch, multiple legends, flush	NEMA 1B	1NO, 1NC (50ZAC1) 2 NO 2SPDT w/ common jumper (50ZAC8)	2	**50FA6AB9**		1
	B = Indicator light, red, flush A = Maintained selector switch, flush, label "HAND-OFF-AUTO"	NEMA 1B	120/240V dual voltage (120PSB lamp) 2 NO 2SPDT w/ common jumper (50ZAC8)	2	**50HA2YC3**		1
	B = Indicator light, less lens, flush A = Maintained selector switch, multiple legends, flush	NEMA 1B	120/240V dual voltage (120PSB lamp) 2 NO 2SPDT w/ common jumper (50ZAC8)	2	**50HA22B9**		1
	B = Indicator light, less lens, chrome plate, flush A = Maintained selector switch, multiple legends, flush	NEMA 1B	120/240V dual voltage (120PSB lamp) 2 NO 2SPDT w/ common jumper (50ZAC8)	2	**50HA62B9**		1
2 unit flush mount-momentary pushbutton and indicator light	B = Indicator light, green, flush A = Indicator light, red, flush	NEMA 1B	120/240V dual voltage (120PSB lamp)	2	**50GA2ZY**		1
	B = Indicator light, less lens, flush A = Indicator light, less lens, flush	NEMA 1B	120/240V dual voltage (120PSB lamp)	2	**50GA222**		1
	B = Indicator light, less lens, chrome plate, flush A = Indicator light, less lens, chrome plate, flush	NEMA 1B	120/240V dual voltage (120PSB lamp)	2	**50GA622**		1
3 unit surface mount-momentary pushbutton	C = Momentary pushbutton, surface, label "FORWARD" B = Momentary pushbutton, surface, label "REVERSE" A = Momentary pushbutton, surface, label "STOP"	NEMA 1	2 NO, 2 NC (2 - 50ZAC2) 1NO - 1NC with common jumper (50ZAC1)	3	**50MA3KLE**		1
	C = Momentary pushbutton, surface, label "UP" B = Momentary pushbutton, surface, label "DOWN" A = Momentary pushbutton, surface, label "STOP"	NEMA 1	2 NO, 2 NC (2 - 50ZAC2) 1NO - 1NC with common jumper (50ZAC1)	3	**50MA3NPE**		1
	C = Momentary pushbutton, surface, label "OPEN" B = Momentary pushbutton, surface, label "CLOSE" A = Momentary pushbutton, surface, label "STOP"	NEMA 1	2 NO, 2 NC (2 - 50ZAC2) 1NO - 1NC with common jumper (50ZAC1)	3	**50MA3HJE**		1

Selection and ordering data

	Operator identification	Degree of protection	Contacts / voltage	Number of command points	Order No.	List Price $ 1 unit	Packs Unit
3 unit surface mount-momentary pushbutton	C = Momentary pushbutton, surface, label "FAST" B = Momentary pushbutton, surface, label "SLOW" A = Momentary pushbutton, surface, label "STOP"	NEMA 1	2 NO, 2 NC (2 - 50ZAC2) 1NO - 1NC with common jumper (50ZAC1)	3	**50MA3TUE**		1
	C = Momentary pushbutton, surface, label "START" B = Momentary pushbutton, surface, label "JOG" A = Momentary pushbutton, surface, label "STOP"	NEMA 1	2 NO, 2 NC (2 - 50ZAC2) 1NO - 1NC with common jumper (50ZAC1)	3	**50MA3DME**		1
	C = Momentary pushbutton, surface, label less insert B = Momentary pushbutton, surface, label less insert A = Momentary pushbutton, surface. label less insert	NEMA 1	2 NO, 2 NC (2 - 50ZAC2) 1NO - 1NC with common jumper (50ZAC1)	3	**50MA3AAA**		1
3 unit surface mount-momentary pushbutton and selector switch	C = Momentary pushbutton, surface, label "START" B = Momentary pushbutton, surface, label "STOP" A = Maintained selector switch, surface, label "HAND-OFF-AUTO"	NEMA 1	1 NO, 1 NC (50ZAC2) 2 NO, 2 SPST with common jumper (50ZAC8)	3	**50LA3DEC3**		1
	C = Momentary pushbutton, less insert, surface B = Momentary pushbutton, less insert, surface A = Maintained selector switch, multiple legends, surface	NEMA 1	1 NO, 1 NC (50ZAC2) 2 NO, 2 SPST with common jumper (50ZAC8)	3	**50LA3AAB9**		1
3 unit surface mount-momentary pushbutton and indicator light	C = Indicator light, red, surface B = Momentary pushbutton, surface, label "START" A = Momentary pushbutton, surface, label "STOP"	NEMA 1	120/240V dual voltage (120PSB lamp) 1 NO, 1 NC (50ZAC2)	3	**50JA3YDE**		1
	C = Indicator light, green, surface B = Momentary pushbutton, surface, label "START" A = Momentary pushbutton, surface, label "STOP"	NEMA 1	120/240V dual voltage (120PSB lamp) 1 NO, 1 NC (50ZAC2)	3	**50JA3ZDE**		1
	C = Indicator light, less lens, surface B = Momentary pushbutton, less insert, surface A = Momentary pushbutton, less insert, surface	NEMA 1	120/240V dual voltage (120PSB lamp) 1 NO, 1 NC (50ZAC2)	3	**50JA32AA**		1
	C = Indicator light, green, surface B = Indicator light, red, surface A = Maintained selector switch, surface, label "HAND-OFF-AUTO"	NEMA 1	120/240V dual voltage (120PSB lamp) 2 NO, 2 SPST with common jumper (50ZAC8)	3	**50NA3ZYC3**		1
	C = Indicator light, less lens, surface B = Indicator light, less lens, surface A = Maintained selector switch, multiple legends, surface	NEMA 1	120/240V dual voltage (120PSB lamp) 2 NO, 2 SPST with common jumper (50ZAC8)	3	**50NA322B9**		1

Pushbutton Units and Indicator Lights

Class 50 Standard Duty Pushbutton Stations

Heavy Duty - 10A 600V NEMA A600

Selection and ordering data

	Operator identification	Degree of protection	Contacts / voltage	Number of command points	Order No.	List Price $ 1 unit	Packs Unit
	A = Momentary pushbutton green, surface, label “START””	NEMA 4	1NO - 1NC	1	**50HA1E1**		1
	A = Momentary pushbutton red, surface, label “STOP”	NEMA 4	1NO - 1NC	1	**50HA1E2**		1
	A = Momentary pushbutton green, surface, label “RESET”	NEMA 4	1NO - 1NC	1	**50HA1E4**		1
	A = Momentary pushbutton green, surface, label “JOG”	NEMA 4	1NO - 1NC	1	**50HA1E5**		1
	A = Maintained selector switch, surface, label “SAFE-RUN”	NEMA 4	1NO - 1NC	1	**50HA1E6**		1
	A = Maintained selector switch, surface, label “OFF-ON”	NEMA 4	1NO - 1NC	1	**50HA1E7**		1
	A = Maintained selector switch, surface, label “JOG-RUN”	NEMA 4	1NO - 1NC	1	**50HA1E8**		1
	A = Maintained selector switch, surface, label “HAND-OFF-AUTO”	NEMA 4	1NO - 1NC	1	**50HA1E9**		1
	B = Momentary pushbutton green, surface, label “START” A = Momentary pushbutton red, surface, label “STOP”	NEMA 4	1NO - 1NC 1NO - 1NC	2	**50HA2E1**		1
	B = Momentary pushbutton green, surface, label “FORWARD” A = Momentary pushbutton red, surface, label “REVERSE”	NEMA 4	1NO - 1NC 1NO - 1NC	2	**50HA2E2**		1
	B = Momentary pushbutton green, surface, label “UP” A = Momentary pushbutton red, surface, label “DOWN”	NEMA 4	1NO - 1NC 1NO - 1NC	2	**50HA2E3**		1
	B = Momentary pushbutton green, surface, label “OPEN” A = Momentary pushbutton red, surface, label “CLOSE”	NEMA 4	1NO - 1NC 1NO - 1NC	2	**50HA2E4**		1
	B = Momentary pushbutton green, surface, label “FAST” A = Momentary pushbutton red, surface, label “SLOW”	NEMA 4	1NO - 1NC 1NO - 1NC	2	**50HA2E5**		1
	C = Momentary pushbutton green, surface, label “FORWARD” B = Momentary pushbutton green, surface, label “REVERSE” A = Momentary pushbutton red, surface, label “STOP”	NEMA 4	1NO - 1NC 1NO - 1NC 1NO - 1NC	3	**50HA3E1**		1
	C = Momentary pushbutton green, surface, label “UP” B = Momentary pushbutton green, surface, label “DOWN” A = Momentary pushbutton red, surface, label “STOP”	NEMA 4	1NO - 1NC 1NO - 1NC 1NO - 1NC	3	**50HA3E2**		1
	C = Momentary pushbutton green, surface, label “OPEN” B = Momentary pushbutton green, surface, label “CLOSE” A = Momentary pushbutton red, surface, label “STOP”	NEMA 4	1NO - 1NC 1NO - 1NC 1NO - 1NC	3	**50HA3E3**		1
	C = Momentary pushbutton green, surface, label “START” B = Momentary pushbutton green, surface, label “JOG” A = Momentary pushbutton red, surface, label “STOP”	NEMA 4	1NO - 1NC 1NO - 1NC 1NO - 1NC	3	**50HA3E9**		1
	C = Momentary pushbutton green, surface, label “FAST” B = Momentary pushbutton green, surface, label “SLOW” A = Momentary pushbutton red, surface, label “STOP”	NEMA 4	1NO - 1NC 1NO - 1NC 1NO - 1NC	3	**50HA3E4**		1

Selection and ordering data

Legend inscription insert for snap-on mounting

Inscription	Color	Order No.	List Price $ 1 unit	Pack Unit
Close	Orange	**50D53493005**		1
Down	Orange	**50D53493010**		1
Fast	Black	**50D53493013**		1
Forward	Green	**50D53493006**		1
High	Black	**50D53493015**		1
Hoist	Green	**50D53493011**		1
Jog	Black	**50D53493008**		1
Low	Black	**50D53493016**		1
Lower	Orange	**50D53493012**		1
Off	Red	**50D53493018**		1
On	Green	**50D53493017**		1
Open	Green	**50D53493004**		1
Reverse	Orange	**50D53493007**		1
Slow	Black	**50D53493014**		1
Start	Green	**50D53493001**		1
Stop	Red	**50D53493002**		1
Stop (raised)	Red	**50D53493003**		1
Up	Green	**50D53493009**		1

50ZAC1

50ZAC2

50ZAC8

50ZAC3

Version	Suitable for	Color	Order No.	List Price $ 1 unit	Pack Unit
Mushroom head		Red	**50ZMH**		1
Padlock attachment	Used only for raised buttons		**50ZAL**		1
Mechanical interlock kit			**50ZAM**		1
Contact blocks					
1NO, 1NC	Single button		**50ZAC1**		1
2NO, 2SPST	Selector switch		**50ZAC8**		1
1NO, 1NC	Two button		**50ZAC2**		1
1NO, 1NO	Two button		**50ZAC3**		1
Pilot light	120/240V Dual Voltage, no lens		**50ZAC6**		1
Pilot light lens		Red	**50ZPL01**		1
		Green	**50ZPL02**		1
Pendant Bracket	1 & 2 unit station		**50ZAP2**		1
	3 unit station		**50ZAP3**		1
Replacement lamps Slide base, lamp type 120PSB	Class 50 type 1, 1B 120V		**50D21983001**		1

Heavy Duty Station Accessories

Version	Suitable for	Color	Order No.	List Price $ 1 unit	Pack Unit
Pushbutton caps	NEMA 4 control stations	Red	**BHP15X**		1
	NEMA 4 control stations	Black	**BHP16X**		1

Pushbutton Units and Indicator Lights

Class 50 Standard Duty Pushbutton Stations

Standard Duty - 5A 600V NEMA B600

Dimension drawings

1 Unit Station Surface Mounting—Type 1

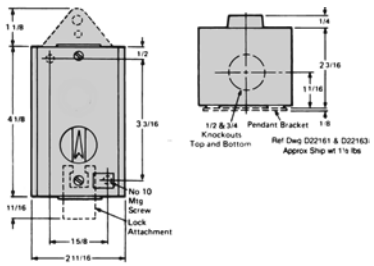

1 Unit Station Flush Mounting—Type 1B

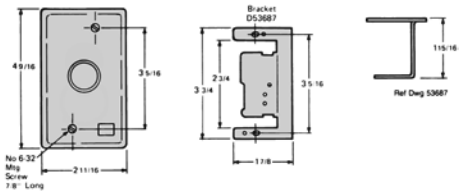

2 Pushbutton Stations Surface Mounting—Type 1

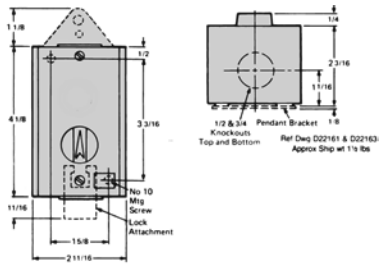

2 Pushbutton Stations Flush Mounting—Type 1B

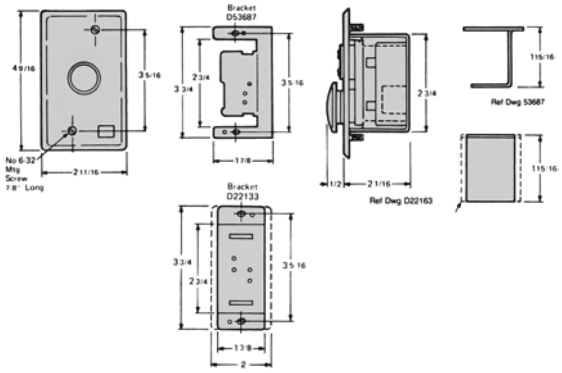

2 Unit Stations Surface Mounting—Type 1

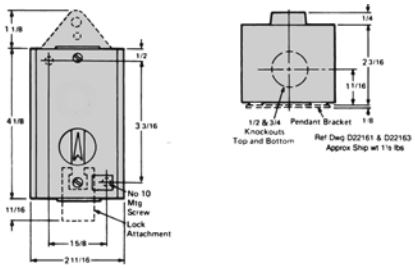

2 Unit Station Flush Mounting—Type 1B

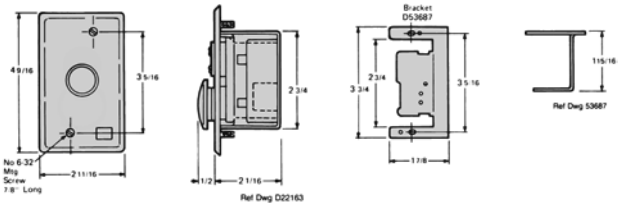

3 Unit Stations Surface Mounting

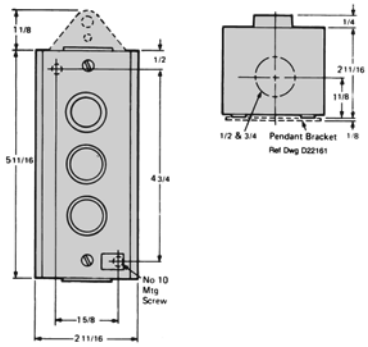

1 Unit Stations—Type 4

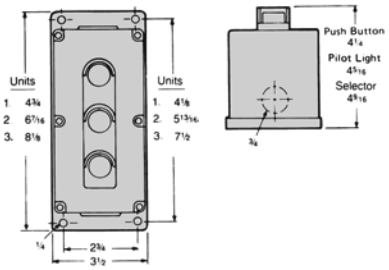

Pushbutton Units and Indicator Lights

30 mm Heavy Duty, Watertight/Oiltight, Class 52

Pushbutton Complete Units

Features

- Octagonal Mounting Nuts
- Meets Type 1, 3, 3R, 4, 4X, 12, 13 and Automotive Standards
- Heavy Duty Rated NEMA A600/P600 Contacts
- ⊕ Positively Driven Contacts
- Positive Indexing Selectors
- Bifurcated Movable Contacts
- Attractive Chrome Plating
- Boots Not Required for Type 4
- UL Listed File # E22655
- CSA Certified File # LR6535
- Touchsafe Terminals

Application

Oil tight pilot controls and accessories are designed to provide long, trouble free service in the most demanding industrial applications. These controls are oil and dust tight and meet Type 3, 4, 4X, 12 and 13 specifications.

Rugged

Industrial control operators are durable one piece castings. Heavy duty plastic buttons resist oils and corrosion. Silver contacts carry heavy duty ratings.

Flexible

Accessories modify standard push buttons, selector switches and pilot lights. Building block construction of contact blocks makes possible many circuitry combinations.

Industrial Appearance

Pilot controls add luster to panels. Chrome plating covers exposed metal parts.

Push Button Operators

The Operator Base consists of a durable, one piece casting equipped with a heavy duty actuator with a stainless steel spring, a neoprene actuator sealing ring to prevent oil and dust from penetrating to the contact blocks, a neoprene gasket to seal operator mounting hole and a chrome plated lock nut.

Mushroom Head Push Button Operators

The Mushroom Head base construction is identical to the push button base. The actuator is molded of high impact material for either a 1 5/8 inch or 2 1/2 inch diameter molded head.

E-STOP Mushroom Head Operators according to EN 60947-5-5 Cat. No. 52BP, 52BR, 52PP, and 52PR, 2 Position, Twist-To-Release & 2 Position, Push Pull Maintained operators provided with red operating heads and 52BJK contact blocks meet the requirements of EN 60947-5-5 for Electrical Emergency Stop Device With Mechanical Latching Function (e-stop).

Contact Blocks

Contact Blocks have double break bifurcated silver contacts, with gold flashing as standard, which improves contact reliability. Contact blocks are heavy duty rated NEMA A600 and suitable for applications down to 5V/1MA solid state outputs. 52BJK offers ⊕ Positive Opening Contacts according to IEC 60947-5-1, Appendix K. Molded bodies and pushers resist arcing and tracking. All units have stainless steel springs that resist corrosion and provide strong contact pressure. Captive mounting screws speed panel assembly.

Push Pull Operators

Push Pull Operators combine two or three functions in one unit. The maintained operator has two positions, typically pull to start, push to stop. The momentary operator with three positions provides spring return from both pull and push positions. In addition, a three position push maintained, pull momentary operator is available. The actuator come is 1 3/4 inch or 2 1/2 inch diameter and is available in an illuminated version.

2 Button Maintained Operator

Maintained Push Buttons consist of two push buttons and a latching assembly. When actuated the button remains depressed and is freed only by the release operator to which it is linked. The button assembly adjusts for mounting from a 1 13/16 inch to a 2 5/8 inch center.

Transformer Type Pilot Lights

Transformer Type Pilot Lights are available with a 120, 240, 480 or 600 Volt primary (50/60 Hertz) and a separate secondary winding which supplies reduced voltage to a miniature bayonet base 6 Volt lamp. These units are suitable for applications where vibration is present and long bulb life is desirable.

Full Voltage Type Pilot Lights

Full Voltage Pilot Lights are available for 6,12, 24 and 120 Volt AC and DC applications.

Electrical Ratings

NEMA AC Ratings 50/60Hz

NEMA A600 10 Continuous Amps

Volts	Make	Break
120	60	6
240	30	3
480	15	1.5
600	12	1.2
VA	7200	720

Ordering Information

- Accessories see page 17-268 – 17-271.
- Selector Position and Contact Operation page 17-266.
- Legend Plates see page 17-278.
- Enclosures see page 17-277.

Resistor Type Pilot Lights

Resistor Type Pilot Lights are available for 240 Volt AC and DC applications. The 240 Volt pilot light is supplied with a 120 Volt lamp and a voltage dropping resistor.

LED Type Pilot Lights

LED's (light emitting diodes) can be used in pilot lights instead of incandescent bulbs because of their long life (up to 10 years), resistance to vibration and ambient sensitivity. Clusted LED options are available for standard pilot lights only. Cluster LED options are not available on Push to test Pilot Lights, Illuminated Pushbuttons, Push-pull, or Twist-to-Release Operators.

Integrated LED Module Type Pilot Lights

The integrated LED module is available for 24, 120, and 240 V. LED modules are vibration resistant and have a long life (up to 10 years). The integrated LED module is available for 24, 120, and 240 V. LED modules are vibration resistant and have a long life (up to 10 yrs.).

Selector Operators

Selector Operators have positive action indexing. Operators are available with either a short or long lever. The molded black lever is designed to accept a color insert. A white insert is provided as standard. Each operator is equipped with a cam to actuate plungers of contact blocks assembled behind the operator. Two, three and four position operators are available with seven different cams.

Lever color inserts are available in 8 colors.

Pilot Light

Push Button



Selector Operator

Selector Push Operation

Selection and ordering data

Pushbutton with flush cap

Pushbutton with extended cap

Pushbutton with 2 1/2" mushroom head

Version	Color of actuator	Contact blocks	Flush cap order no.	Extended cap order no.	List Price $	Mushroom head order no.	List Price $	Pack Unit
Pushbutton unit with assembled contact blocks①	black	1 NO	**52PA8A1K**	**52PA8B1K**		**52PB9□1K**		1
	red	1 NO	**52PA8A2K**	**52PA8B2K**		**52PB9□2K**		
	green	1 NO	**52PA8A3K**	**52PA8B3K**		**52PB9□3K**		
	yellow	1 NO	**52PA8A4K**	**52PA8B4K**		**52PB9□4K**		
	blue	1 NO	**52PA8A5K**	**52PA8B5K**		**52PB9□5K**		
	gray	1 NO	**52PA8A6K**	**52PA8B6K**		**52PB9□6K**		
	orange	1 NO	**52PA8A8K**	**52PA8B8K**		**52PB9□8K**		
	black	1 NC	**52PA8A1J**	**52PA8B1J**		**52PB9□1J**		1
	red	1 NC	**52PA8A2J**	**52PA8B2J**		**52PB9□2J**		
	green	1 NC	**52PA8A3J**	**52PA8B3J**		**52PB9□3J**		
	yellow	1 NC	**52PA8A4J**	**52PA8B4J**		**52PB9□4J**		
	blue	1 NC	**52PA8A5J**	**52PA8B5J**		**52PB9□5J**		
	gray	1 NC	**52PA8A6J**	**52PA8B6J**		**52PB9□6J**		
	orange	1 NC	**52PA8A8J**	**52PA8B8J**		**52PB9□8J**		
	black	1 NO + 1 NC	**52PA8A1A**	**52PA8B1A**		**52PB9□1A**		1
	red	1 NO + 1 NC	**52PA8A2A**	**52PA8B2A**		**52PB9□2A**		
	green	1 NO + 1 NC	**52PA8A3A**	**52PA8B3A**		**52PB9□3A**		
	yellow	1 NO + 1 NC	**52PA8A4A**	**52PA8B4A**		**52PB9□4A**		
	blue	1 NO + 1 NC	**52PA8A5A**	**52PA8B5A**		**52PB9□5A**		
	gray	1 NO + 1 NC	**52PA8A6A**	**52PA8B6A**		**52PB9□6A**		
	orange	1 NO + 1 NC	**52PA8A8A**	**52PA8B8A**		**52PB9□8A**		
	black	2 NO	**52PA8A1F**	**52PA8B1F**		**52PB9□1F**		1
	red	2 NO	**52PA8A2F**	**52PA8B2F**		**52PB9□2F**		
	green	2 NO	**52PA8A3F**	**52PA8B3F**		**52PB9□3F**		
	yellow	2 NO	**52PA8A4F**	**52PA8B4F**		**52PB9□4F**		
	blue	2 NO	**52PA8A5F**	**52PA8B5F**		**52PB9□5F**		
	gray	2 NO	**52PA8A6F**	**52PA8B6F**		**52PB9□6F**		
	orange	2 NO	**52PA8A8F**	**52PA8B8F**		**52PB9□8F**		
	black	2 NC	**52PA8A1G**	**52PA8B1G**		**52PB9□1G**		1
	red	2 NC	**52PA8A2G**	**52PA8B2G**		**52PB9□2G**		
	green	2 NC	**52PA8A3G**	**52PA8B3G**		**52PB9□3G**		
	yellow	2 NC	**52PA8A4G**	**52PA8B4G**		**52PB9□4G**		
	blue	2 NC	**52PA8A5G**	**52PA8B5G**		**52PB9□5G**		
	gray	2 NC	**52PA8A6G**	**52PA8B6G**		**52PB9□6G**		
	orange	2 NC	**52PA8A8G**	**52PA8B8G**		**52PB9□8G**		
	black	2 NO + 2 NC	**52PA8A1B**	**52PA8B1B**		**52PB9□1B**		1
	red	2 NO + 2 NC	**52PA8A2B**	**52PA8B2B**		**52PB9□2B**		
	green	2 NO + 2 NC	**52PA8A3B**	**52PA8B3B**		**52PB9□3B**		
	yellow	2 NO + 2 NC	**52PA8A4B**	**52PA8B4B**		**52PB9□4B**		
	blue	2 NO + 2 NC	**52PA8A5B**	**52PA8B5B**		**52PB9□5B**		
	gray	2 NO + 2 NC	**52PA8A6B**	**52PA8B6B**		**52PB9□6B**		
	orange	2 NO + 2 NC	**52PA8A8B**	**52PA8B8B**		**52PB9□8B**		

Order no. change
Small operating head - 1 5/8" (41.3 mm) **D**
Large operating head - 2.5" (63.5 mm) **E**

① For other contact block assemblies replace the 8th digit catalog number as follows:
C = 3 NO + 3NC
D = 4 NO + 4NC
E = 1 NC (EB)
H = 1 NO (EM)

Selection and ordering data

	Version	Color of actuator	Contact blocks	Order no. **Plastic Head**	List Price $	Order no. **Metal Head**	List Price $	Pack Unit
2 Position push-pull non-illuminated	**2 Position Push Pull, Maintained③ Non-Illuminated**							
	1 3/4" (44.5 mm) mushroom head	less operating head	1NO - 1NC	**52PP2WZA**		**52PP2AZA**		1
		red	1NO - 1NC	**52PP2W2A**		**52PP2A2A**		
		green	1NO - 1NC	**52PP2W3A**		**52PP2A3A**		
		yellow	1NO - 1NC	**52PP2W4A**		**—**		
		chrome	1NO - 1NC	**—**		**52PP2ACA**		
	2 1/2" (63.5 mm) mushroom head	less operating head	1NO - 1NC	**52PP2VZA**				1
		red	1NO - 1NC	**52PP2V2A**				
		green	1NO - 1NC	**52PP2V3A**				
		yellow	1NO - 1NC	**52PP2V4A**				
		chrome	1NO - 1NC	**—**				
3 Position push-pull non-illuminated	**3 Position Push Pull, Momentary Non-Illuminated** (Pull to start, push to stop) ①							
	1 3/4" (44.5 mm) mushroom head	less operating head	1NO - 1NC	**52PP3WZU**		**52PP3AZU**		1
		red	1NO - 1NC	**52PP3W2U**		**52PP3A2U**		
		green	1NO - 1NC	**52PP3W3U**		**52PP3A3U**		
		yellow	1NO - 1NC	**52PP3W4U**		**—**		
		chrome	1NO - 1NC	**—**		**52PP3ACU**		
	2 1/2" (63.5 mm) mushroom head	less operating head	1NO - 1NC	**52PP3VZU**				1
		red	1NO - 1NC	**52PP3V2U**				
		green	1NO - 1NC	**52PP3V3U**				
		yellow	1NO - 1NC	**52PP3V4U**				
		chrome	1NO - 1NC	**—**				
	3 Position Push Pull, Push Maintained, Pull Momentary Non-Illuminated (Pull to start, push to stop) ①							
	1 3/4" (44.5 mm) mushroom head	less operating head	1NO - 1NC	**52PP7WZU**		**52PP7AZU**		1
		red	1NO - 1NC	**52PP7W2U**		**52PP7A2U**		
		green	1NO - 1NC	**52PP7W3U**		**52PP7A3U**		
		yellow	1NO - 1NC	**52PP7W4U**		**—**		
		chrome	1NO - 1NC	**—**		**52PP7ACU**		
	2 1/2" (63.5 mm) mushroom head	less operating head	1NO - 1NC	**52PP7VZU**				1
		red	1NO - 1NC	**52PP7V2U**				
		green	1NO - 1NC	**52PP7V3U**				
		yellow	1NO - 1NC	**52PP7V4U**				
		chrome	1NO - 1NC	**—**				
	Color options②:	black		**1**				
		blue		**5**				
		grey		**6**				
		orange		**8**				

① Blocks cannot be interchanged (start-stop circuit).
② To order a color option, replace the 7th digit of the order number.
③ EMERGENCY-STOP control devices according to IEC 60947-5-5 when provided with red operating head and 52BJK contact blocks.

Selection and ordering data

	Version	Color of actuator	Contact blocks	Order no. Plastic Head	List Price $	Order no. Metal Head	List Price $	Pack Unit
2 Position push-pull illuminated	**2 Position Push Pull, Maintained④ Illuminated, Integrated LED Module**							
	24 V AC/DC 1 3/4" (44.5 mm) mushroom head	red	1NO - 1NC	**52PP2LRA**		**52PP2L2A**		1
		green	1NO - 1NC	**52PP2LSA**		**52PP2L3A**		
		amber	1NO - 1NC	**52PP2LTA**		**52PP2L9A**		
	120 V AC 1 3/4" (44.5 mm) mushroom head	red	1NO - 1NC	**52PP2MRA**		**52PP2M2A**		1
		green	1NO - 1NC	**52PP2MSA**		**52PP2M3A**		
		amber	1NO - 1NC	**52PP2MTA**		**52PP2M9A**		
	240 V AC 1 3/4" (44.5 mm) mushroom head	red	1NO - 1NC	**52PP2NRA**		**52PP2N2A**		1
		green	1NO - 1NC	**52PP2NSA**		**52PP2N3A**		
		amber	1NO - 1NC	**52PP2NTA**		**52PP2N9A**		
	2 Position Push Pull, Maintained④ Illuminated, Full Voltage①							
	24 V AC/DC 1 3/4" (44.5 mm) mushroom head with 52AADN, 24 V 757 type lamp or option: B = 52AED*, 24 V Single LED③	less operating head	1NO - 1NC	**52PP2DZA**		**—**		1
		red	1NO - 1NC	**52PP2DRA**		**52PP2D2A**		
		green	1NO - 1NC	**52PP2DSA**		**52PP2D3A**		
		amber	1NO - 1NC	**—**		**52PP2D9A**		
	2 Position Push Pull, Maintained④ Illuminated, Transformer①							
	120 V AC 1 3/4" (44.5 mm) mushroom head with 52AABN, 6 V 755 type lamp or option: B = 52AEB*, 6 V Single LED③	less operating head	1NO - 1NC	**52PP2GZA**		**—**		1
		red	1NO - 1NC	**52PP2GRA**		**52PP2G2A**		
		green	1NO - 1NC	**52PP2GSA**		**52PP2G3A**		
		amber	1NO - 1NC	**52PP2GTA**		**52PP2G9A**		
	240 V AC 1 3/4" (44.5 mm) mushroom head with 52AABN, 6 V 755 type lamp or option: B = 52AEB*, 6 V Single LED③	less operating head	1NO - 1NC	**52PP2HZA**		**—**		1
		red	1NO - 1NC	**52PP2HRA**		**52PP2H2A**		
		green	1NO - 1NC	**52PP2HSA**		**52PP2H3A**		
		amber	1NO - 1NC	**52PP2HTA**		**52PP2H9A**		
	480 V AC 1 3/4" (44.5 mm) mushroom head with 52AABN, 6 V 755 type lamp or option: B = 52AEB*, 6 V Single LED③	less operating head	1NO - 1NC	**52PP2JZA**		**—**		1
		red	1NO - 1NC	**52PP2JRA**		**52PP2J2A**		
		green	1NO - 1NC	**52PP2JSA**		**52PP2J3A**		
		amber	1NO - 1NC	**52PP2JTA**		**52PP2J9A**		
	600V AC 1 3/4" (44.5 mm) mushroom head with 52AABN, 6 V 755 type lamp or option: B = 52AEB*, 6 V Single LED③	less operating head	1NO - 1NC	**52PP2KZA**		**—**		1
		red	1NO - 1NC	**52PP2KRA**		**52PP2K2A**		
		green	1NO - 1NC	**52PP2KSA**		**52PP2K3A**		
		amber	1NO - 1NC	**52PP2KTA**		**52PP2K9A**		

Color options②: black, blue, grey — **5 A B**

① **LED option available.** For single LED only, append **B** to the end of the ordernumber. Single LEDs available for all colors. LED color and lens color must match.LED option is not available on units sold "less operating head". Example: Single LED: 52PP2HRA**B**

② To order a color option, replace the 7th digit of the order number.

③ Replace asterisk (*) in LED part number with color option that matches lens. See replacement lamps on page 17-271, for complete catalog number.

④ EMERGENCY-STOP control devices according to IEC 60947-5-5 when provided with red operating head and 52BJK contact blocks.

Selection and ordering data

	Version	Color of actuator	Contact blocks	Order no. Plastic Head	List Price $	Order no. Metal Head	List Price $	Pack Unit
3 Position push-pull illuminated	**3 Position Push Pull, Momentary Illuminated, Integrated LED Module**							
	24 V AC/DC 1 3/4" (44.5 mm) mushroom head	red	1NO - 1NC	**52PP3LRU**		**52PP3L2U**		1
		green	1NO - 1NC	**52PP3LSU**		**52PP3L3U**		
		amber	1NO - 1NC	**52PP3LTU**		**52PP3L9U**		
	120 V AC 1 3/4" (44.5 mm) mushroom head	red	1NO - 1NC	**52PP3MRU**		**52PP3M2U**		1
		green	1NO - 1NC	**52PP3MSU**		**52PP3M3U**		
		amber	1NO - 1NC	**52PP3MTU**		**52PP3M9U**		
	240 V AC 1 3/4" (44.5 mm) mushroom head	red	1NO - 1NC	**52PP3NRU**		**52PP3N2U**		1
		green	1NO - 1NC	**52PP3NSU**		**52PP3N3U**		
		amber	1NO - 1NC	**52PP3NTU**		**52PP3N9U**		
	3 Position Push Pull, Momentary Illuminated, Full Voltage① (Pull to start, push to stop)②							
	24 V AC/DC 1 3/4" (44.5 mm) mushroom head with 52AADN, 24 V 757 type lamp or option: B = 52AED*, 24 V Single LED④	less operating head	1NO - 1NC	**52PP3DZU**		**52PP3DZU**		1
		red	1NO - 1NC	**52PP3DRU**		**52PP3D2U**		
		green	1NO - 1NC	**52PP3DSU**		**52PP3D3U**		
		amber	1NO - 1NC	**52PP3DTU**		**52PP3D9U**		
	3 Position Push Pull, Momentary Illuminated, Transformer① (Pull to start, push to stop)②							
	120 V AC 1 3/4" (44.5 mm) mushroom head with 52AABN, 6 V 755 type lamp or option: B = 52AEB*, 6 V Single LED④	less operating head	1NO - 1NC	**52PP3GZU**		**52PP3GZU**		1
		red	1NO - 1NC	**52PP3GRU**		**52PP3G2U**		
		green	1NO - 1NC	**52PP3GSU**		**52PP3G3U**		
		amber	1NO - 1NC	**52PP3GTU**		**52PP3G9U**		
	240 V AC 1 3/4" (44.5 mm) mushroom head with 52AABN, 6 V 755 type lamp or option: B = 52AEB*, 6 V Single LED④	less operating head	1NO - 1NC	**52PP3HZU**		**52PP3HZU**		1
		red	1NO - 1NC	**52PP3HRU**		**52PP3H2U**		
		green	1NO - 1NC	**52PP3HSU**		**52PP3H3U**		
		amber	1NO - 1NC	**52PP3HTU**		**52PP3H9U**		
	480 V AC 1 3/4" (44.5 mm) mushroom head with 52AABN, 6 V 755 type lamp or option: B = 52AEB*, 6 V Single LED④	less operating head	1NO - 1NC	**52PP3JZU**		**52PP3JZU**		1
		red	1NO - 1NC	**52PP3JRU**		**52PP3J2U**		
		green	1NO - 1NC	**52PP3JSU**		**52PP3J3U**		
		amber	1NO - 1NC	**52PP3JTU**		**52PP3J9U**		
	600V AC 1 3/4" (44.5 mm) mushroom head with 52AABN, 6 V 755 type lamp or option: B = 52AEB*, 6 V Single LED④	less operating head	1NO - 1NC	**52PP3KZU**		**52PP3KZU**		1
		red	1NO - 1NC	**52PP3KRU**		**52PP3K2U**		
		green	1NO - 1NC	**52PP3KSU**		**52PP3K3U**		
		amber	1NO - 1NC	**52PP3KTU**		**52PP3K9U**		

Color options③: blue, clear, white

5 A B

① **LED option available.** For single LED only, append **B** to the end of the order number. Single LEDs available for all colors. LED color and lens color must match. LED option is not available on units sold "less operating head".
Example: Single LED: 52PP3G2U**B**

② Blocks cannot be interchanged (start-stop circuit).
③ To order a color option, replace the 7th digit of the order number.
④ Replace asterisk (*) in LED part number with color option that matches lens. See replacement lamps on page 17-271, for complete catalog number.

Selection and ordering data

	Version	Color of actuator	Contact blocks	Order no. Plastic Head	List Price $	Order no. Metal Head	List Price $	Pack Unit
3 Position push-pull illuminated	**3 Position Push Pull, Push Maintained, Pull Momentary Illuminated, Integrated LED Module** (Pull to start, push to stop)②							
	24 V AC/DC 1 3/4" (44.5 mm) mushroom head	red	1NO - 1NC	**52PP7LRU**		**52PP7L2U**		1
		green	1NO - 1NC	**52PP7LSU**		**52PP7L3U**		
		amber	1NO - 1NC	**52PP7LTU**		**52PP7L9U**		
	120 V AC 1 3/4" (44.5 mm) mushroom head	red	1NO - 1NC	**52PP7MRU**		**52PP7M2U**		1
		green	1NO - 1NC	**52PP7MSU**		**52PP7M3U**		
		amber	1NO - 1NC	**52PP7MTU**		**52PP7M9U**		
	240 V AC 1 3/4" (44.5 mm) mushroom head	red	1NO - 1NC	**52PP7NRU**		**52PP7N2U**		1
		green	1NO - 1NC	**52PP7NSU**		**52PP7N3U**		
		amber	1NO - 1NC	**52PP7NTU**		**52PP7N9U**		
	3 Position Push Pull, Momentary Push Maintained, Pull Momentary Illuminated, Full Voltage① (Pull to start, push to stop)②							
	24 V AC/DC 1 3/4" (44.5 mm) mushroom head with 52AADN, 24 V 757 type lamp or option: B = 52AED*, 24 V Single LED④	less operating head	1NO - 1NC	**52PP7DZU**		**52PP7DZU**		1
		red	1NO - 1NC	**52PP7DRU**		**52PP7D2U**		
		green	1NO - 1NC	**52PP7DSU**		**52PP7D3U**		
		amber	1NO - 1NC	**52PP7DTU**		**52PP7D9U**		
	3 Position Push Pull, Momentary Push Maintained, Pull Momentary Illuminated, Transformer① (Pull to start, push to stop)②							
	120 V AC 1 3/4" (44.5 mm) mushroom head with 52AABN, 6 V 755 type lamp or option: B = 52AEB*, 6 V Single LED④	less operating head	1NO - 1NC	**52PP7GZU**		**52PP7GZU**		1
		red	1NO - 1NC	**52PP7GRU**		**52PP7G2U**		
		green	1NO - 1NC	**52PP7GSU**		**52PP7G3U**		
		amber	1NO - 1NC	**52PP7GTU**		**52PP7G9U**		
	240 V AC 1 3/4" (44.5 mm) mushroom head with 52AABN, 6 V 755 type lamp or option: B = 52AEB*, 6 V Single LED④	less operating head	1NO - 1NC	**52PP7HZU**		**52PP7HZU**		1
		red	1NO - 1NC	**52PP7HRU**		**52PP7H2U**		
		green	1NO - 1NC	**52PP7HSU**		**52PP7H3U**		
		amber	1NO - 1NC	**52PP7HTU**		**52PP7H9U**		
	480 V AC 1 3/4" (44.5 mm) mushroom head with 52AABN, 6 V 755 type lamp or option: B = 52AEB*, 6 V Single LED④	less operating head	1NO - 1NC	**52PP7JZU**		**52PP7JZU**		1
		red	1NO - 1NC	**52PP7JRU**		**52PP7J2U**		
		green	1NO - 1NC	**52PP7JSU**		**52PP7J3U**		
		amber	1NO - 1NC	**52PP7JTU**		**52PP7J9U**		
	600V AC 1 3/4" (44.5 mm) mushroom head with 52AABN, 6 V 755 type lamp or option: B = 52AEB*, 6 V Single LED④	less operating head	1NO - 1NC	**52PP7KZU**		**52PP7KZU**		1
		red	1NO - 1NC	**52PP7KRU**		**52PP7K2U**		
		green	1NO - 1NC	**52PP7KSU**		**52PP7K3U**		
		amber	1NO - 1NC	**52PP7KTU**		**52PP7K9U**		

Color options③: blue, clear, white — **5 A B**

① **LED option available.** For single LED only, append **B** to the end of the order number. Single LEDs available for all colors. LED color and lens color must match. LED option is not available on units sold "less operating head".
Example: Single LED: 52PP7JTU**B**

② Blocks cannot be interchanged (start-stop circuit).
③ To order a color option, replace the 7th digit of the order number.
④ Replace asterisk (*) in LED part number with color option that matches lens. See replacement lamps on page 17-271, for complete catalog number.

Selection and ordering data

	Version	Color of actuator	Contact blocks	Order no. Plastic Head	List Price $	Pack Unit
2 Position twist-to-release non-illuminated	**2 Position Twist-To-Release, Maintained③ Non-Illuminated**					
	1 3/4" (44.5 mm) mushroom head	less operating head	1NO - 1NC	**52PR8WZA**		1
		red	1NO - 1NC	**52PR8W2A**		
		green	1NO - 1NC	**52PR8W3A**		
		yellow	1NO - 1NC	**52PR8W4A**		
2 Position twist-to-release illuminated	**2 Position Twist-To-Release, Maintained③ Illuminated, Integrated LED Module**					
	24 V AC/DC 1 3/4" (44.5 mm) mushroom head	red	1NO - 1NC	**52PR8LRA**		1
		green	1NO - 1NC	**52PR8LSA**		
		amber	1NO - 1NC	**52PR8LTA**		
	120 V AC 1 3/4" (44.5 mm) mushroom head	red	1NO - 1NC	**52PR8MRA**		1
		green	1NO - 1NC	**52PR8MSA**		
		amber	1NO - 1NC	**52PR8MTA**		
	240 V AC 1 3/4" (44.5 mm) mushroom head	red	1NO - 1NC	**52PR8NRA**		1
		green	1NO - 1NC	**52PR8NSA**		
		amber	1NO - 1NC	**52PR8NTA**		
	2 Position Twist-To-Release, Maintained③ Illuminated, Full Voltage①					
	24 V AC/DC 1 3/4" (44.5 mm) mushroom head with 52AADN, 24V 757 type lamp or option: B = 52AED*, 24V Single LED②	less operating head	1NO - 1NC	**52PR8DZA**		1
		red	1NO - 1NC	**52PR8DRA**		
		green	1NO - 1NC	**52PR8DSA**		
		amber	1NO - 1NC	**52PR8DTA**		
	2 Position Twist-To-Release, Maintained③ Illuminated, Transformer①					
	120 V AC 1 3/4" (44.5 mm) mushroom head with 52AABN, 6 V 755 type lamp or option: B = 52AEB*, 6 V Single LED②	less operating head	1NO - 1NC	**52PR8GZA**		1
		red	1NO - 1NC	**52PR8GRA**		
		green	1NO - 1NC	**52PR8GSA**		
		amber	1NO - 1NC	**52PR8GTA**		
	240 V AC 1 3/4" (44.5 mm) mushroom head with 52AABN, 6 V 755 type lamp or option: B = 52AEB*, 6 V Single LED②	less operating head	1NO - 1NC	**52PR8HZA**		1
		red	1NO - 1NC	**52PR8HRA**		
		green	1NO - 1NC	**52PR8HSA**		
		amber	1NO - 1NC	**52PR8HTA**		
	480 V AC 1 3/4" (44.5 mm) mushroom head with 52AABN, 6 V 755 type lamp or option: B = 52AEB*, 6 V Single LED②	less operating head	1NO - 1NC	**52PR8JZA**		1
		red	1NO - 1NC	**52PR8JRA**		
		green	1NO - 1NC	**52PR8JSA**		
		amber	1NO - 1NC	**52PR8JTA**		
	600V AC 1 3/4" (44.5 mm) mushroom head with 52AABN, 6 V 755 type lamp or option: B = 52AEB*, 6 V Single LED②	less operating head	1NO - 1NC	**52PR8KZA**		1
		red	1NO - 1NC	**52PR8KRA**		
		green	1NO - 1NC	**52PR8KSA**		
		amber	1NO - 1NC	**52PR8KTA**		

① **LED option available.** For single LED only, append **B** to the end of the order number. Single LEDs available for all colors. LED color and lens color must match. LED option is not available on units sold "less operating head".
Example: Single LED: 52PR8GSA**B**

② Replace asterisk (*) in LED part number with color option that matches lens. See replacement lamps on page 17-271, for complete catalog number.

③ EMERGENCY-STOP control devices according to IEC 60947-5-5 when provided with red operating head and 52BJK contact blocks.

Selection and ordering data

Short lever assembled selector switch

Long lever assembled selector switch

Version	Lever type	Contact blocks	Cam①	Order no.	List Price $	Pack unit
Selector Switches with 2 switching positions						
Maintained operation	Short lever, non-Illuminated	1NO	**A**	**52SA2AABK1**		**1**
	Short lever, non-Illuminated	1NC	**A**	**52SA2AABJ1**		
	Short lever, non-Illuminated	1NO + 1NC	**A**	**52SA2AABA1**		
	Long lever, non-Illuminated	1NO	**A**	**52SB2AABK1**		
	Long lever, non-Illuminated	1NC	**A**	**52SB2AABJ1**		
	Long lever, non-Illuminated	1NO + NC	**A**	**52SB2AABA1**		
Spring return from right operation	Short lever, non-Illuminated	1NO	**A**	**52SA2ACBK1**		**1**
	Short lever, non-Illuminated	1NC	**A**	**52SA2ACBJ1**		
	Short lever, non-Illuminated	1NO + 1NC	**A**	**52SA2ACBA1**		
	Long lever, non-Illuminated	1NO	**A**	**52SB2ACBK1**		
	Long lever, non-Illuminated	1NC	**A**	**52SB2ACBJ1**		
	Long lever, non-Illuminated	1NO + 1NC	**A**	**52SB2ACBA1**		
Selector Switches with 3 switching positions						
Maintained operation	Short lever, non-Illuminated	1NO + 1NC	**C**	**52SA2CABA1**		**1**
	Short lever, non-Illuminated	2NC + 1NO	**G**	**52SA2GABJ2K1**		
	Short lever, non-Illuminated	2NO + 2NC	**C**	**52SA2CABA2**		
	Long lever, non-Illuminated	1NO + 1NC	**C**	**52SB2CABA1**		
	Long lever, non-Illuminated	2NC + 1NO	**G**	**52SB2GABJ2K1**		
	Long lever, non-Illuminated	2NO + 2NC	**C**	**52SB2CABA2**		
Spring return from right	Short lever, non-Illuminated	1NO + 1NC	**C**	**52SA2CCBA1**		**1**
	Short lever, non-Illuminated	2NC + 1NO	**G**	**52SA2GCBJ2K1**		
	Short lever, non-Illuminated	2NO + 2NC	**C**	**52SA2CCBA2**		
	Long lever, non-Illuminated	1NO + 1NC	**C**	**52SB2CCBA1**		
	Long lever, non-Illuminated	2NC + 1NO	**G**	**52SB2GCBJ2K1**		
	Long lever, non-Illuminated	2NO + 2NC	**C**	**52SB2CCBA2**		
Spring return from left	Short lever, non-Illuminated	1NO + 1NC	**C**	**52SA2CBBA1**		**1**
	Short lever, non-Illuminated	2NC + 1NO	**G**	**52SA2GBBJ2K1**		
	Short lever, non-Illuminated	2NO + 2NC	**C**	**52SA2CBBA2**		
	Long lever, non-Illuminated	1NO + 1NC	**C**	**52SB2CBBA1**		
	Long lever, non-Illuminated	2NC + 1NO	**G**	**52SB2GBBJ2K1**		
	Long lever, non-Illuminated	2NO + 2NC	**C**	**52SB2CBBA2**		
Spring return from right & left operation	Short lever, non-Illuminated	1NO + 1NC	**C**	**52SA2CDBA1**		**1**
	Short lever, non-Illuminated	2NC + 1NO	**G**	**52SA2GDBJ2K1**		
	Short lever, non-Illuminated	2NO + 2NC	**C**	**52SA2CDBA2**		
	Long lever, non-Illuminated	1NO + 1NC	**C**	**52SB2CDBA1**		
	Long lever, non-Illuminated	2NC + 1NO	**G**	**52SB2GDBJ2K1**		
	Long lever, non-Illuminated	2NO + 2NC	**C**	**52SB2CDBA2**		

① For contact operation, see cam selection table on page 17-266.

Selection and ordering data

Assembled keyed selector switch

Version	Lever type	Contact blocks	Cam①	Order no.	List Price $	Pack unit
Key-operated selector switches, 2 switching positions						
Maintained operation	Key removable in left positions	1NO	A	52SC6AFK1		1
	Key removable in left positions	1NC	A	52SC6AFJ1		
	Key removable in left positions	1NO + 1NC	A	52SC6AFA1		
	Key removable in all positions	1NO	A	52SC6AEK1		1
	Key removable in all positions	1NC	A	52SC6AEJ1		
	Key removable in all positions	1NO + 1NC	A	52SC6AEA1		
Spring return from right operation	Key removable in left positions	1NO	A	52SC6AXK1		1
	Key removable in left positions	1NC	A	52SC6AXJ1		
	Key removable in left positions	1NO + 1NC	A	52SC6AXA1		
Key-operated selector switches, 3 switching positions						
Maintained operation	Key removable in all positions	1NC + 1NO	C	52SC6CEA1		1
	Key removable in all positions	2NC + 1NO	G	52SC6GEJ2K1		
	Key removable in all positions	2NO + 2NC	C	52SC6CEA2		
Spring return from right operation	Key removable in all positions	1NO + 1NC	C	52SC6CZA1		1
	Key removable in all positions	2NC + 1NO	G	52SC6GZJ2K1		
	Key removable in all positions	2NO + 2NC	C	52SC6CZA2		
Spring return from left operation	Key removable in all positions	1NO + 1NC	C	52SC6CUA1		1
	Key removable in all positions	2NC + 1NO	G	52SC6GUJ2K1		
	Key removable in all positions	2NO + 2NC	C	52SC6CUA2		
Spring return from right & left operation	Key removable in all positions	1NO + 1NC	C	52SC6CVA1		1
	Key removable in all positions	2NC + 1NO	G	52SC6GVJ2K1		
	Key removable in all positions	2NO + 2NC	C	52SC6CVA2		

① For contact operation, see cam selection table on page 17-266.

Selection and ordering data

	Version	Color of actuator	Contact blocks	Order no. Plastic Lens	List Price $	Order no. Glass Lens	List Price $	Pack Unit
Pilot light	**Indicator Light Integrated LED Module**							
	24V AC/DC	red		**52PL4L2**		**52PL5L2**		1
		green		**52PL4L3**		**52PL5L3**		
		amber		**52PL4L9**		**52PL5L9**		
	120V AC	red		**52PL4M2**		**52PL5M2**		1
		green		**52PL4M3**		**52PL5M3**		
		amber		**52PL4M9**		**52PL5M9**		
	240V AC	red		**52PL4N2**		**52PL5N2**		1
		green		**52PL4N3**		**52PL5N3**		
		amber		**52PL4N9**		**52PL5N9**		
	Indicator Light Full Voltage①							
	24V AC/DC with 52AADN, 24V 757 type lamp or option: XB = 52AED*, 24V Single LED③ XY = 52AED*7, 24V Cluster LED③	less operating head		**52PL4DN**		**52PL5DN**		1
		red		**52PL4D2**		**52PL5D2**		
		green		**52PL4D3**		**52PL5D3**		
		amber		**52PL4D9**		**52PL5D9**		
	120V AC with 52AAENC1, 120 V 120MB type lamp or option: XB = 52AEE*, 120 V Single LED③ XY = 52AEE*7, 120 V Cluster LED③	less operating head		**52PL4EN**		**52PL5EN**		1
		red		**52PL4E2**		**52PL5E2**		
		green		**52PL4E3**		**52PL5E3**		
		amber		**52PL4E9**		**52PL5E9**		
	Indicator Light Transformer①							
	120V AC with 52AABN, 6 V 755 type lamp or option: XB = 52AEB*, 6 V Single LED③ XY = 52AEB*7, 6 V Cluster LED③	less operating head		**52PL4GN**		**52PL5GN**		1
		red		**52PL4G2**		**52PL5G2**		
		green		**52PL4G3**		**52PL5G3**		
		amber		**52PL4G9**		**52PL5G9**		
	240V AC with 52AABN, 6 V 755 type lamp or option: XB = 52AEB*, 6 V Single LED③ XY = 52AEB*7, 6 V Cluster LED③	less operating head		**52PL4HN**		**52PL5HN**		1
		red		**52PL4H2**		**52PL5H2**		
		green		**52PL4H3**		**52PL5H3**		
		amber		**52PL4H9**		**52PL5H9**		
	480V AC with 52AABN, 6 V 755 type lamp or option: XB = 52AEB*, 6 V Single LED③ XY = 52AEB*7, 6 V Cluster LED③	less operating head		**52PL4JN**		**52PL5JN**		1
		red		**52PL4J2**		**52PL5J2**		
		green		**52PL4J3**		**52PL5J3**		
		amber		**52PL4J9**		**52PL5J9**		
	600V AC with 52AABN, 6 V 755 type lamp or option: XB = 52AEB*, 6 V Single LED③ XY = 52AEB*7, 6 V Cluster LED③	less operating head		**52PL4KN**		**52PL5KN**		1
		red		**52PL4K2**		**52PL5K2**		
		green		**52PL4K3**		**52PL5K3**		
		amber		**52PL4K9**		**52PL5K9**		
	Color code table②:	blue		**5**		**5**		
		clear		**A**		**A**		
		white		**B**		**B**		

① **LED option available.** For single LED, append **XB** to the end of the order number. For a cluster LED, append **XY** to the end of the order number. Single LEDs available for all colors, while cluster LEDs are available for red, green and amber only. LED color and lens color must match. LED option is not available on units sold "less operating head".
Example: Single LED: 52PL5G3**XB** Cluster LED: 52PL5G3**XY**

② To order a color option, replace the last digit of the order number.

③ Replace asterisk (*) in LED part number with color option that matches lens. See replacement lamps on page 17-271, for complete catalog number.

Selection and ordering data

	Version	Color of actuator	Contact blocks	Order no.	List Price	Order no.	List Price	Pack
				Operators with Incan-descent lamp	$	**Operators with LED lamp③**	$	Unit
Pilot light	**Indicator light with plastic lens - Resistor type AC①②**							
	240 V, 52PC4N with 52AAENC1, 120 V 120MB type lamp or 240 V, 52PE4N with 52AEE* Single-LED⑤	red		**52PC4N2**		**52PE4N2**		1
		green		**52PC4N3**		**52PE4N3**		
		amber		**52PC4N9**		**52PE4N9**		
		less lens		**52PC4NN**		**—**		
	Push to test indicator light with plastic lens - Resistor type AC/DC④							
	120V with 24V 757 type lamp, or 24V LED	red	1NC + 1NO	**52PA6M2A**		**52PE6M2A**		1
		green	1NC + 1NO	**52PA6M3A**		**52PE6M3A**		
		amber	1NC + 1NO	**52PA6M9A**		**52PE6M9A**		
		less lens	1NC + 1NO	**52PA6MNA**		**—**		
	240V with 24V 757 type lamp, or 24V LED	red	1NC + 1NO	**52PA6N2A**		**52PE6N2A**		1
		green	1NC + 1NO	**52PA6N3A**		**52PE6N3A**		
		amber	1NC + 1NO	**52PA6N9A**		**52PE6N9A**		
		less lens	1NC + 1NO	**52PA6NNA**		**—**		
	Color code table②: blue, clear, white			**5 A B**		**5 A B**		

Wiring Diagrams

Illuminated Push Button

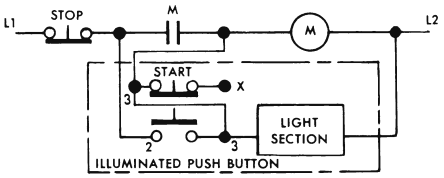

Push to Test

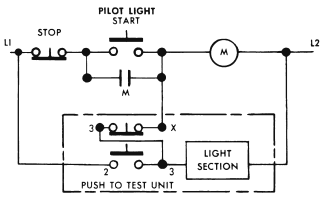

① All illuminated devices come with std. Touch-safe shield per UL standards except where noted (Resistor Type Pilot Devices are not touch safe).

② For factory installed glass lens, replace the 5th character with "5".

③ LED color and lens color must match. LED option is not available on units sold "less operating head". Resistor Type Pilot Devices with Standard Incandescent lamps are provided with different value resistors than pilot devices ordered using the LED option. LED lamps can only be installed in pilot lights that are ordered from the factory utilizing the LED option suffix.

④ For factory installed lens guard, add suffix "V".

⑤ Replace asterisk (*) in LED part number with color option that matches lens. See replacement lamps on page 17-271, for complete catalog number.

Selection and ordering data

	Version	Color of actuator	Contact blocks	Order no. Plastic Lens④	List Price $	Pack Unit
Push to test	**Illuminated pushbutton / Push to test Integrated LED Module**					
	24V AC/DC	red	1NO - 1NC	**52PT6L2A**		1
		green	1NO - 1NC	**52PT6L3A**		
		amber	1NO - 1NC	**52PT6L9A**		
	120V AC	red	1NO - 1NC	**52PT6M2A**		1
		green	1NO - 1NC	**52PT6M3A**		
		amber	1NO - 1NC	**52PT6M9A**		
	240V AC	red	1NO - 1NC	**52PT6N2A**		1
		green	1NO - 1NC	**52PT6N3A**		
		amber	1NO - 1NC	**52PT6N9A**		
	Illuminated pushbutton / Push to test Full Voltage①					
	24V AC/DC with 52AADN, 24V 757 type lamp or option: B = 52AED*, 24V Single LED3)	less operating head	1NO - 1NC	**52PT6DNA**		1
		red	1NO - 1NC	**52PT6D2A**		
		green	1NO - 1NC	**52PT6D3A**		
		amber	1NO - 1NC	**52PT6D9A**		
	Illuminated pushbutton / Push to test Transformer①					
	120V AC with 52AABN, 6 V 755 type lamp or option: B = 52AEB*, 6 V Single LED3)	less operating head	1NO - 1NC	**52PT6GNA**		1
		red	1NO - 1NC	**52PT6G2A**		
		green	1NO - 1NC	**52PT6G3A**		
		amber	1NO - 1NC	**52PT6G9A**		
	240V AC with 52AABN, 6 V 755 type lamp or option: B = 52AEB*, 6 V Single LED3)	less operating head	1NO - 1NC	**52PT6HNA**		1
		red	1NO - 1NC	**52PT6H2A**		
		green	1NO - 1NC	**52PT6H3A**		
		amber	1NO - 1NC	**52PT6H9A**		
	480V AC with 52AABN, 6 V 755 type lamp or option: B = 52AEB*, 6 V Single LED3)	less operating head	1NO - 1NC	**52PT6JNA**		1
		red	1NO - 1NC	**52PT6J2A**		
		green	1NO - 1NC	**52PT6J3A**		
		amber	1NO - 1NC	**52PT6J9A**		
	600V AC with 52AABN, 6 V 755 type lamp or option: B = 52AEB*, 6 V Single LED3)	less operating head	1NO - 1NC	**52PT6KNA**		1
		red	1NO - 1NC	**52PT6K2A**		
		green	1NO - 1NC	**52PT6K3A**		
		amber	1NO - 1NC	**52PT6K9A**		
	Color code table②:	blue		**5**		
		clear		**A**		
		white		**B**		

Wiring Diagrams

Illuminated Push Button

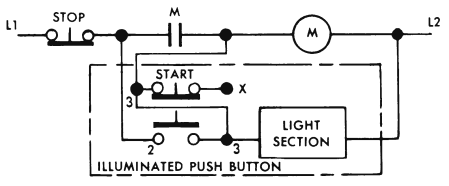

Push to Test

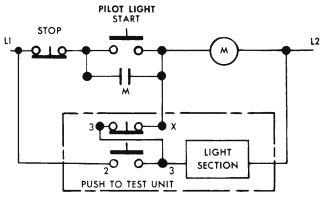

① **LED option available**. For single LED only, append **B** to the end of the order number. Single LEDs available for all colors. LED color and lens color must match. LED option is not available on units sold "less operating head" Example: Single LED: 52PT6D3A**B** (Cluster LED option is not available for PTT Pilot Lights.)

② To order a color option, replace the 7th digit of the order number.

③ Replace asterisk (*) in LED part number with color option that matches lens. See replacement lamps on page 17-271, for complete catalog number.

④ For factory installed lens guard, add suffix "V".

Selection and ordering data

Flush pushbutton operator

Version	Color of actuator	Order no.	List Price $	Pack Unit
Pushbutton with flush cap	black	**52PA8A1**		1
	red	**52PA8A2**		
	green	**52PA8A3**		
	yellow	**52PA8A4**		
	blue	**52PA8A5**		
	gray	**52PA8A6**		
	orange	**52PA8A8**		
	less cap	**52PA8**		
	kit with all colors	**52PA8AN**		
Pushbutton with extended cap	black	**52PA8B1**		1
	red	**52PA8B2**		
	green	**52PA8B3**		
	yellow	**52PA8B4**		
	blue	**52PA8B5**		
	gray	**52PA8B6**		
	orange	**52PA8B8**		
	less cap	**52PA8**		
	kit with all colors	**52PA8BN**		
Pushbutton with mushroom cap 1 5/8" (41.3mm), set screw	black	**52PB9D1**		1
	red	**52PB9D2**		
	green	**52PB9D3**		
	yellow	**52PB9D4**		
	blue	**52PB9D5**		
	gray	**52PB9D6**		
	orange	**52PB9D8**		
	less cap	**52PB9**		
	kit with all colors	**52PB9DN**		
2 1/2" (63.5mm), set screw	black	**52PB9E1**		1
	red	**52PB9E2**		
	green	**52PB9E3**		
	yellow	**52PB9E4**		
	blue	**52PB9E5**		
	gray	**52PB9E6**		
	orange	**52PB9E8**		
	less cap	**52PB9**		
	less cap with lens kit	**52PB9EN**		
2 position push pull maintained, non illuminated				
Metal Mushroom Head, 1 3/4" (44.5 mm) threaded on	red	**52PP2A2**		1
	green	**52PP2A3**		
	chrome	**52PP2AC**		
Small Plastic Mushroom Head, 1 3/4" (44.5 mm) threaded on	black	**52PP2W1**		1
	red	**52PP2W2**		
	green	**52PP2W3**		
Large Plastic Mushroom Head, 2 1/2" (63.5 mm) threaded on	black	**52PP2V1**		1
	red	**52PP2V2**		
	green	**52PP2V3**		
2 position twist to release, maintained, non-illuminated				
Small Plastic Mushroom Head, 1 3/4" (44.5 mm) threaded on	red	**52PR8W2**		1
	green	**52PR8W3**		
	yellow	**52PR8W4**		

Selection and ordering data



Version	Lever type	Color of lever insert	Input Voltage	Cam Code ②	Order no.	List Price $	Pack unit
Selector Switches with 2 switching positions							
Maintained operation	Non-Illuminated, short lever	White		A	52SA2AAB		1
	Non-Illuminated, long lever	White		A	52SB2AAB		
	Illuminated, short lever ① with full voltage 24V, 755 type lamp		24V	A	52SA7ADN		1
	Illuminated, short lever ① with 50/60 Hz transformer 6V, 755 type lamp		24V	A	52SA7ALN		1
			120V	A	52SA7AGN		
			240V	A	52SA7AHN		
Spring return from right operation	Non-Illuminated, short lever	White		A	52SA2ACB		1
	Non-Illuminated, long lever	White		A	52SB2ACB		
Selector Switches with 3 switching positions							
Maintained operation	Non-Illuminated, short lever	White		B	52SA2BAB		1
	Non-Illuminated, long lever	White		B	52SB2BAB		
	Non-Illuminated, short lever	White		C ③	52SA2CAB		
	Non-Illuminated, long lever	White		C ③	52SB2CAB		
	Non-Illuminated, short lever	White		D	52SA2DAB		
	Non-Illuminated, long lever	White		D	52SB2DAB		
	Non-Illuminated, short lever	White		E	52SA2EAB		
	Non-Illuminated, long lever	White		E	52SB2EAB		
	Non-Illuminated, short lever	White		G	52SA2GAB		
	Non-Illuminated, long lever	White		G	52SB2GAB		
	Illuminated, short lever ① with full voltage 24V, 757 type lamp		24V	B	52SA7BDN		1
			24V	C ③	52SA7CDN		
	Illuminated, short lever ① with 50/60 Hz transformer 6V, 755 type lamp		24V	B	52SA7BLN		1
			24V	C	52SA7CLN		
			120V	B	52SA7BGN		
			120V	C ③	52SA7CGN		
			240V	B	52SA7BHN		
			240V	C ③	52SA7CHN		
Spring return from right operation	Non-Illuminated, short lever	White		B	52SA2BCB		1
	Non-Illuminated, long lever	White		B	52SB2BCB		
	Non-Illuminated, short lever	White		C ③	52SA2CCB		
	Non-Illuminated, long lever	White		C ③	52SB2CCB		
	Non-Illuminated, short lever	White		D	52SA2DCB		
	Non-Illuminated, long lever	White		D	52SB2DCB		
	Non-Illuminated, short lever	White		E	52SA2ECB		
	Non-Illuminated, long lever	White		E	52SB2ECB		
	Non-Illuminated, short lever	White		G	52SA2GCB		
	Non-Illuminated, long lever	White		G	52SB2GCB		
Spring return from left operation	Non-Illuminated, short lever	White		B	52SA2BBB		1
	Non-Illuminated, long lever	White		B	52SB2BBB		
	Non-Illuminated, short lever	White		C ③	52SA2CBB		
	Non-Illuminated, long lever	White		C ③	52SB2CBB		
	Non-Illuminated, short lever	White		D	52SA2DBB		
	Non-Illuminated, long lever	White		D	52SB2DBB		
	Non-Illuminated, short lever	White		E	52SA2EBB		
	Non-Illuminated, long lever	White		E	52SB2EBB		
	Non-Illuminated, short lever	White		G	52SA2GBB		
	Non-Illuminated, long lever	White		G	52SB2GBB		
Spring return from left and right operation	Non-Illuminated, short lever	White		B	52SA2BDB		1
	Non-Illuminated, long lever	White		B	52SB2BDB		
	Non-Illuminated, short lever	White		C ③	52SA2CDB		
	Non-Illuminated, long lever	White		C ③	52SB2CDB		
	Non-Illuminated, short lever	White		D	52SA2DDB		
	Non-Illuminated, long lever	White		D	52SB2DDB		
	Non-Illuminated, short lever	White		E	52SA2EDB		
	Non-Illuminated, long lever	White		E	52SB2EDB		
	Non-Illuminated, short lever	White		G	52SA2GDB		
	Non-Illuminated, long lever	White		G	52SB2GDB		
Selector Switches with 4 switching positions							
Maintained operation	Non-Illuminated, short lever	White		H	52SA2HAB		1
	Non-Illuminated, long lever	White		H	52SB2HAB		

① Illuminated selector switches are provided without lenses. Lens kit must be ordered separately on page 17-269.

② For contact operation, see cam selelction chart on page 17-266.

③ The C cam is limited to 4 contact blocks, 1 or 2 pole.

Selection and ordering data

Version	Button	Color of lever insert	Cam Code ①	Order no.	List Price	Pack
					$	unit
Selector Pushbutton Operators - 2 Position						
NEMA 12/13 only	Flush	Black	**P**	**52SA3P1**		1
	Flush	Black	**Q**	**52SA3Q1**		
	Flush	Black	**R**	**52SA3R1**		
	Flush	Red	**P**	**52SA3P2**		1
	Flush	Red	**Q**	**52SA3Q2**		
	Flush	Red	**R**	**52SA3R2**		
	Extended 1/2”	Black	**P**	**52SA4P1**		1
	Extended 1/2”	Black	**Q**	**52SA4Q1**		
	Extended 1/2”	Black	**R**	**52SA4R1**		
	Extended 1/2”	Red	**P**	**52SA4P2**		1
	Extended 1/2”	Red	**Q**	**52SA4Q2**		
	Extended 1/2”	Red	**R**	**52SA4R2**		
Selector Pushbutton Operators - 3 Position						
NEMA 12/13 only	Flush	Black	**S**	**52SA3S1**		1
	Flush	Red	**S**	**52SA3S2**		
	Extended 1/2”	Black	**S**	**52SA4S1**		1
	Extended 1/2”	Red	**S**	**52SA4S2**		

① For contact operation, see cam selection chart on page 17-266.

Selection and ordering data

Version	Key removal position	Lock No.	Cam Code ①	Order no.	List Price $	Pack unit
Key-operated selector Switches with 2 switching positions						
Maintained operation	Both	501CH	**A**	**52SC6AE**		1
	Left	501CH	**A**	**52SC6AF**		
Spring return from right operation	Center	501CH	**A**	**52SC6AX**		1
Key-operated selector Switches with 3 switching positions						
Maintained operation	All	501CH	**B**	**52SC6BE**		1
			C ②	**52SC6CE**		
			D	**52SC6DE**		
			E	**52SC6EE**		
			G	**52SC6GE**		
	Left	501CH	**B**	**52SC6BF**		1
			C ②	**52SC6CF**		
			D	**52SC6DF**		
			E	**52SC6EF**		
			G	**52SC6GF**		
	Right	501CH	**B**	**52SC6BG**		1
			C ②	**52SC6CG**		
			D	**52SC6DG**		
			E	**52SC6EG**		
			G	**52SC6GG**		
	Center	501CH	**B**	**52SC6BH**		1
			C ②	**52SC6CH**		
			D	**52SC6DH**		
			E	**52SC6EH**		
			G	**52SC6GH**		
	Left and right	501CH	**B**	**52SC6BJ**		1
			C ②	**52SC6CJ**		
			D	**52SC6DJ**		
			E	**52SC6EJ**		
			G	**52SC6GJ**		
	Left and center	501CH	**B**	**52SC6BK**		1
			C ②	**52SC6CK**		
			D	**52SC6DK**		
			E	**52SC6EK**		
			G	**52SC6GK**		
	Right and center	501CH	**B**	**52SC6BM**		1
			C ②	**52SC6CM**		
			D	**52SC6DM**		
			E	**52SC6EM**		
			G	**52SC6GM**		
Spring return from right operation	Center	501CH	**B**	**52SC6BU**		1
			C ②	**52SC6CU**		
			D	**52SC6DU**		
			E	**52SC6EU**		
			G	**52SC6GU**		
	Left and center	501CH	**B**	**52SC6BZ**		1
			C ②	**52SC6CZ**		
			D	**52SC6DZ**		
			E	**52SC6EZ**		
			G	**52SC6GZ**		
Spring return from left operation	Center	501CH	**B**	**52SC6BT**		1
			C ②	**52SC6CT**		
			D	**52SC6DT**		
			E	**52SC6ET**		
			G	**52SC6GT**		
	Right	501CH	**B**	**52SC6BW**		1
			C ②	**52SC6CW**		
			D	**52SC6DW**		
			E	**52SC6EW**		
			G	**52SC6GW**		
	Center and right	501CH	**B**	**52SC6BY**		1
			C ②	**52SC6CY**		
			D	**52SC6DY**		
			E	**52SC6EY**		
			G	**52SC6GY**		
Spring return from left and right operation	Center	501CH	**B**	**52SC6BV**		1
			C ②	**52SC6CV**		
			D	**52SC6DV**		
			E	**52SC6EV**		
			G	**52SC6GV**		

Lock types keyed different from standard - up to 25 different keys **5**

To order special locks for keyed selector switches, replace 5th digit with a 5 and append corresponding 'X' suffix to part number. (Same list price as standard key)	#550CH	**X298**	1
	#549CH	**X299**	
	#548CH	**X300**	
Ordering example 52SC6AEX298	#547CH	**X301**	
	#506CH	**X302**	

① For contact operation, see cam selection chart on page 17-266.

② C cam limited to 4 single or double pole blocks on spring return operators

Selection and ordering data

	Version	Ohms / color	Order no.	List Price $	Pack Unit
	Potentiometer operator 2 Watts, 500 V AC/DC (Type 12/3 only)	50	**52MA3B01**		1
		150	**52MA3B03**		
		250	**52MA3B04**		
		500	**52MA3B06**		
		750	**52MA3B07**		
		1 K	**52MA3B08**		
		2.5 K	**52MA3B10**		
		5 K	**52MA3B12**		
		10 K	**52MA3B14**		
		15 K	**52MA3B15**		
		25 K	**52MA3B16**		
		50 K	**52MA3B18**		
		100 K	**52MA3B20**		
		150 K	**52MA3B21**		
		250 K	**52MA3B22**		
		500 K	**52MA3B24**		
		1 M	**52MA3B26**		
		1.5 M	**52MA3B27**		
		2 M	**52MA3B28**		
		5 M	**52MA3B31**		
	2 Button maintained operator	black (flush) / red (flush)	**52MA2A1A2**		1
		black (flush) / red (extended)	**52MA2A1B2**		
		black (flush) / yellow (mushroom)	**52MA2A1D4**		
		green (flush) / red (flush)	**52MA2A3A2**		
		green (flush) / red (extended)	**52MA2A3B2**		
		green (flush) / red (mushroom)	**52MA2A3D2**		
		green (flush) / green (mushroom)	**52MA2A3D3**		
	Button remains depressed when pushed	less caps	**52MA2**		
	Wobble stick 2.5” operator For use with 52BAJ (NC) contact block	red	**52ABW2**①		1
		green	**52ABW3**①		
		grey	**52ABW6**①		
	Maintained toggle operator		**52ABT**		1

① For use with 52BAJ (NC) contact block