THIS DRAWING IS UNPUBLISHED. RELEASED FOR PUBLICATION -,- .
© COPYRIGHT - BY TYCO ELECTRONICS CORPORATION. ALL RIGHTS RESERVED.

LOC	DIST
AD	39

REVISIONS

P	LTR	DESCRIPTION	DATE	DWN	APVD
	U1	ECO-07-000917	12SEP07	MB	NE
	U2	REVISED PER ECO-09-020774	24AUG09	KK	AEG

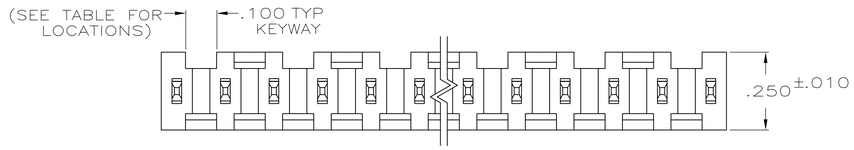

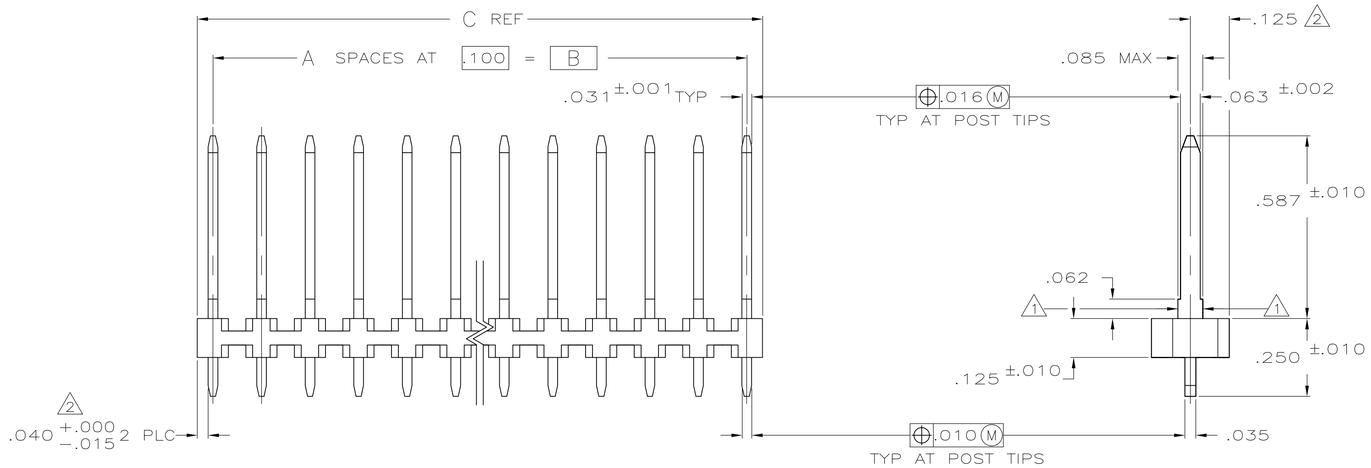

1. THESE SURFACES WILL NOT BE PLATED
2. THE NOTED DIMENSIONS APPLY AT THE INTERSECTION OF THE POST AND THE HOUSING
3. .000100–.000200 BRIGHT TIN–LEAD OVER .000030 NICKEL.
4. .000100–.000200 BRIGHT TIN OVER .000030 NICKEL.
5. ROHS 2002/95/EC COMPLIANT
6. OBSOLETE PARTS: OBSOLETE CIS STREAMLINING PER D.RENAUD/D.SINISI

		FINISH	KEYWAY LOCATIONS	NO OF KEYWAY	C	B	A	NO OF POSN	ASSEMBLY PART NUMBER
5	4		A,C,E,H,K,M,Q,S,U,W,Y	11	3.855	3.744	24	25	7-87267-5
5	4		A,C,E,G,J,L,N,Q,S,U,W,Y	12	3.699	3.588	23	24	7-87267-4
5	4		A,D,G,K,N,R,U,X	8	3.543	3.432	22	23	7-87267-3
5	4		A,C,E,G,J,L,N,Q,S,U,W	11	3.387	3.276	21	22	7-87267-2
5	4		A,D,G,K,N,R,U	7	3.231	3.120	20	21	7-87267-1
5	4		A,C,E,G,J,L,N,Q,S,U	10	3.075	2.964	19	20	7-87267-0
5	4		B,D,F,J,L,N,Q,S	8	2.919	2.808	18	19	6-87262-9
5	4		A,D,F,J,M,P,S	7	2.763	2.652	17	18	6-87262-8
5	4		A,D,G,K,N,R	6	2.607	2.496	16	17	6-87262-7
5	4		A,C,E,G,J,L,N,Q	8	2.451	2.340	15	16	6-87262-6
5	4		A,D,G,K,N	5	2.295	2.184	14	15	6-87262-5
5	4		A,C,E,G,J,L,N	7	2.139	2.028	13	14	6-87262-4
5	4		A,D,J,M	4	1.983	1.872	12	13	6-87262-3
5	4		A,C,E,G,J,L	6	1.827	1.716	11	12	6-87262-2
5	4		A,D,G,K	4	1.671	1.560	10	11	6-87262-1
5	4		A,C,E,G,J	5	1.515	1.404	9	10	6-87262-0
5	4		A,D,G	3	1.359	1.248	8	9	5-87262-9
5	4		A,C,E	3	.891	.780	5	6	5-87262-6
5	4		A,D	2	.735	.624	4	5	5-87262-5
5	4		A,C	2	.579	.468	3	4	5-87262-4
5	4		A	1	.423	.312	2	3	5-87262-3
5	4		A	1	.267	.156	1	2	5-87262-2
5	4		–	–	.111	–	–	1	5-87262-1
5	4		A,C,E,G	4	1.203	1.092	7	8	2-87262-6
6	OBSOLETE	3	A,C,E,H,K,M,Q,S,U,W,Y	11	3.855	3.744	24	25	2-87262-5
6	OBSOLETE	3	A,C,E,G,J,L,N,Q,S,U,W,Y	12	3.699	3.588	23	24	2-87262-4
6	OBSOLETE	3	A,D,G,K,N,R,U,X	8	3.543	3.432	22	23	2-87262-3
6	OBSOLETE	3	A,C,E,G,J,L,N,Q,S,U,W	11	3.387	3.276	21	22	2-87262-2
6	OBSOLETE	3	A,D,G,K,N,R,U	7	3.231	3.120	20	21	2-87262-1
6	OBSOLETE	3	A,C,E,G,J,L,N,Q,S,U	10	3.075	2.964	19	20	2-87262-0
6	OBSOLETE	3	B,D,F,J,L,N,Q,S	8	2.919	2.808	18	19	1-87262-9
6	OBSOLETE	3	A,D,F,J,M,P,S	7	2.763	2.652	17	18	1-87262-8
6	OBSOLETE	3	A,D,G,K,N,R	6	2.607	2.496	16	17	1-87262-7
6	OBSOLETE	3	A,C,E,G,J,L,N,Q	8	2.451	2.340	15	16	1-87262-6
6	OBSOLETE	3	A,D,G,K,N	5	2.295	2.184	14	15	1-87262-5
6	OBSOLETE	3	A,C,E,G,J,L,N	7	2.139	2.028	13	14	1-87262-4
6	OBSOLETE	3	A,D,J,M	4	1.983	1.872	12	13	1-87262-3
6	OBSOLETE	3	A,C,E,G,J,L	6	1.827	1.716	11	12	1-87262-2
6	OBSOLETE	3	A,D,G,K	4	1.671	1.560	10	11	1-87262-1
6	OBSOLETE	3	A,C,E,G,J	5	1.515	1.404	9	10	1-87262-0
6	OBSOLETE	3	A,D,G	3	1.359	1.248	8	9	87262-9
6	OBSOLETE	4	A,C,E,G	4	1.203	1.092	7	8	87262-8
6	OBSOLETE	4	A,C,E	3	1.047	.936	6	7	87262-7
6	OBSOLETE	3	A,C,E	3	.891	.780	5	6	87262-6
6	OBSOLETE	3	A,D	2	.735	.624	4	5	87262-5
		3	A,C	2	.579	.468	3	4	87262-4
6	OBSOLETE	3	A	1	.423	.312	2	3	87262-3
		3	A	1	.267	.156	1	2	87262-2
6	OBSOLETE	3	–	–	.111	–	–	1	87262-1

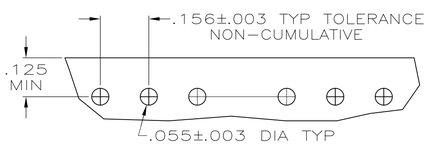

RECOMMENDED HOLE LAYOUT

KEYWAY LOCATIONS (REF–SEE TABLE)
(MATING LENGTH OF POST ON NEAR SIDE)
SCALE: 2:1

THIS DRAWING IS A CONTROLLED DOCUMENT.

DIMENSIONS: INCHES

TOLERANCES UNLESS OTHERWISE SPECIFIED:
0 PLC ± –
1 PLC ± –
2 PLC ± –
3 PLC ± .005
4 PLC ± –
ANGLES ± –

MATERIAL: HOUSING – FLAME
FINISH: SEE TABLE

DWN L A MAYER 4-15-87
CHK D de Jong 5-19-87
APVD J SCHIEFER 5-19-87

Tyco Electronics — Tyco Electronics Corporation, Harrisburg, Pa

NAME: HEADER ASSEMBLY, MOD I, VERTICAL, SINGLE ROW, .156

PRODUCT SPEC: 108-25016
APPLICATION SPEC: –
WEIGHT: –

SIZE	CAGE CODE	DRAWING NO	RESTRICTED TO
A1	00779	C-87262	–

CUSTOMER DRAWING | SCALE 4:1 | SHEET 1 OF 1 | REV U2