

FIBOX
Enclosing innovations

Enclosure catalog

Version 4.1 US





Fibox ARCA



Fibox MNX



Fibox EURONORD



Fibox CARDMASTER



Fibox EK



Fibox CAB

Contents

Fibox Enclosing innovations	2
Fibox web services	3
Enclosure selection guide	4
Customizing services	5
Fibox quality; NEMA/UL classifications of protection	6
IP/IK classifications	7
How to select the right enclosure material	8
Fibox enclosure gaskets offer the best protection	10

FIBOX ARCA	6 x 6 x 4 - 18 x 16 x 10	13
-------------------	---------------------------------	-----------

Polycarbonate Type 4X/6P JIC Enclosures

FIBOX MNX	3.9 x 3.9 x 1.4 - 14.2 x 10 x 6	27
------------------	--	-----------

Polycarbonate Type 4X/6 Enclosures

FIBOX PICCOLO	4.3 x 3.1 x 2.6 - 9.1 x 5.5 x 4.9	55
----------------------	--	-----------

Polycarbonate Type 4X/6 Pushbutton Enclosures

ABS Type 4X/6 Pushbutton Enclosures

FIBOX EURONORD	2 x 1.8 x 1.3 - 23.6 x 12.2 x 7.1	63
-----------------------	--	-----------

Polycarbonate Type 4X Terminal Enclosures

Fiberglass Type 4X Terminal Enclosures

FIBOX ALU	2 x 1.8 x 1.3 - 23.6 x 12.2 x 7.1	97
------------------	--	-----------

Aluminum Type 4X/12 Terminal Enclosures

FIBOX SOLID	7.4 x 7.4 x 5.1 - 22 x 14.9 x 7.1	123
--------------------	--	------------

Polycarbonate Type 4X/6P Screw Cover Enclosures

ABS Type 4X/6P Screw Cover Enclosures

FIBOX EK	7.5 x 7.5 x 5.1 - 29.9 x 22 x 9.8	133
-----------------	--	------------

Polycarbonate Type 4X/6 Modular Enclosures

FIBOX CAB	5.9 x 5.9 x 4.3 - 23.6 x 15.7 x 8.7	147
------------------	--	------------

Polycarbonate Type 4X/12 Hinged Door Control Cabinets

FIBOX CARDMASTER	6.5 x 6.3 x 3.5 - 15.4 x 12.4 x 6.6	155
-------------------------	--	------------

Polycarbonate Type 4X/12 Instrumentation Enclosures

FIBOX CABLE MANAGEMENT		163
-------------------------------	--	------------

Cable gland plates

Cable entries and cable glands

FIBOX GENERAL ACCESSORIES		167
----------------------------------	--	------------

Inspection windows

Ventilation devices

Enclosure index		170
------------------------	--	------------

Terms and conditions		179
-----------------------------	--	------------

FIBOX – Enclosing innovations

Innovation is defined as something newly introduced. Perhaps it is a new method, an improved solution, a new design, or an entirely new device. Whatever your innovation, it represents a change for the better, and as always, it is the result of both your inspiration and your hard work.

At Fibox, we appreciate your effort and match it with our own. Fibox is the leading innovator in developing enclosure solutions to protect your electrical and electronic designs from hostile environments. Simply put, we enclosure your innovations.

40 YEARS EXPERIENCE

In 1966, Fibox introduced the first modular enclosure injection molded from polycarbonate plastic. These enclosures began a new era in electrical panel building. From the beginning, a commitment to innovation resulted in continuous product improvement, resulting in more than 20 patents. Our on-going product development has fueled the dramatic and rapid growth of Fibox.

Whatever your application, the Fibox enclosure product family features the widest range of high quality enclosures for the packaging and protection of electrical and electronic components and systems. Fibox offers over 1000 enclosure variations. Enclosures can be delivered in standard off-the-shelf configurations, or customized to your exact specification. For higher volume OEM's, Fibox offers custom molds and contract manufacturing.

TECHNICAL INNOVATION

Fibox is the industry leader in developing both new products and new technologies for injection molding thermoplastic enclosures. At Fibox, we consider molding technology a key element contributing to product improvement. For example, the Fibox MNX enclosure series features 2 component molding technology to insure a precision-formed TPE gasket that guarantees superior ingress protection ratings. Fibox was first to introduce this innovation, and continues as the only producer applying this technology to electrical enclosures.

A further example is our emphasis on multiple slide technology for mold construction. While more complex and costly, this type of mold provides our OEM customers with cost-effective alternatives for modifying standard enclosures to meet their specific needs.

But beyond technology, our success depends upon understanding the requirements of our customers and the value they place upon our contributions to their success. We know our customers derive the inspiration for their innovations by listening to and understanding the needs of their customers. Thus, our products are designed in close cooperation with our customers and we value the input of our global customer base to produce new enclosure solutions, useful functional accessories and on-going product innovations.

More information

e-mail: sales@fiboxusa.com

www.fiboxusa.com

FIBOX's policy is to continually improve its products.
Specifications in this Enclosure Catalog are subject to change without further notice.

Copyright © 2010, Fibox Oy Ab

FIBOX web services

Engineering assistance

Selecting the correct enclosure for your application is easier with engineering and technical information from Fibox. At www.fiboxusa.com, you can obtain detailed information about our enclosures, including dimensional drawings and CAD files, material specifications, applications data, and photographs of enclosures and accessories.

CAD drawings

Fibox supports engineers, designers, and purchasers with full CAD drawings in either 2D or 3D formats. Engineering time can be reduced, and accuracy increased, by using easily downloadable Fibox 3D models. Using Fibox CAD files for your initial design insures easy and clear communication of modification requirements to our enclosure customization department.

Regulatory approvals

Fibox designs and manufactures its enclosures to comply with current national and international regulations and laws, and regularly submits its products for evaluation and testing to recognized testing agencies, such as Underwriters' Laboratories. Product certificates, agency listings and approvals, plus manufacturer's declarations are all available for review and are downloadable in PDF format.

Catalogs and product leaflets

The latest versions of our catalog, our product brochures, and other marketing literature are downloadable in PDF format.

Technical articles and editorial content

Fibox is a major contributor of editorial content about enclosure design, development and application. Visit fiboxusa.com to review and download published technically informative articles written by Fibox personnel.

Around the world

As a global company, Fibox has full web services in American, Chinese, Danish, Dutch, English, Finnish, French, German, Japanese, Korean, Polish, Russian and Swedish.

Always up to date

Fibox is continuously introducing new products and services which add value for our customers. The power of the internet provides Fibox with the means to provide current, up to date information in an easily accessible manner. It is our goal to do this, and we need your help in succeeding. Please give us your impressions and your feedback in order to help us improve our service level. Contact us at sales@fiboxusa.com.



www.fiboxusa.com

Guide for selecting the right FIBOX enclosure

Enclosure family												
Property	ARCA	MNX	PICCOLO		EURO-NORD		ALU	SOLID		EK	CAB	CARD-MASTER
Material	PC	PC	PC	ABS	PC	GRP	AL	PC	ABS	PC	PC	PC
Pages	13 - 26	27 - 54	55 - 62		63 - 96		97 - 122	123 - 132		133 - 146	147 - 154	155 - 162
Number of versions	120	168	22	22	87	12	31	48	48	97	28	26
Size min (in) Size min (mm)	6x6x4 152x152x102	3.9x3.9x1.4 100x100x35	4.3x3.1x2.6 110x80x65		2x1.8x1.3 50x52x40		2x1.8x1.3 50x45x32	7.4x7.4x5.1 188x188x130		7.5x7.5x5.1 190x190x130	5.9x5.9x4.3 150x150x110	6.5x6.3x3.5 160x166x78
Size max (in) Size max (mm)	18x16x10 406x356x203	14.2x10x6 360x255x150	9.1x5.5x4.9 230x140x125		23.6x12.2x7.1 360x400x151		23.6x12.2x7.1 310x600x180	22x14.9x7.1 558x378x180		29.9x22x9.8 760x560x250	23.6x15.7x8.7 600x400x220	15.4x12.4x6.3 316x363x156
NEMA Type ratings	4, 4X, 6, 6P, 12 and 13	1, 4, 4X and 6	1, 4, 4X, 6, 12 and 13		1, 4, 4X, 12 and 13		1, 4, 4X, 12 or 13	1, 3, 3S, 4, 4X, 6, 6P and 12		1, 3, 3S, 4, 4X, 6, 6P and 12	1, 4, 4X, 12 and 13	1, 4X and 12K
IP rating	IP 66/67	IP 66/67	IP 66/67	IP 66/67	IP 66/67	IP 66/67	IP 66/67	IP 66/67	IP 66/67	IP 66/67	IP 65	IP 65
IK rating	IK 09	IK 08	IK 08	IK 07	IK 08	IK 08	IK 08	IK 08	IK 08	IK 08	IK 08	IK 08/07
Electronics enclosures	■	■	■	■	■	■	■	■	■	■		
Industrial enclosures	■	■	■	■	■	■	■	■	■	■	■	■
Instrumentation enclosures	■	■	■	■	■	■	■				■	■
Modular enclosures										■		
Outdoor enclosures	■	■	■		■	■	■	■		■	■	■
Power distribution enclosures										■		
Terminal enclosures	■		■	■	■	■	■	■	■			
UL- enclosures	■	■	■		■		■	■		■	■	■
Wall mounting cabinets	■							■	■	■	■	

PC = polycarbonate
 ABS = acrylnitrile-butadiene-styrene
 AL = aluminum
 GRP = glass fiber reinforced polyester (fiberglass)

FIBOX customizing services

FIBOX machining services

To increase the range and flexibility of our enclosure solutions, Fibox has developed a comprehensive range of services, permitting cost effective customization for specific applications. The two most important of these are machining services and customized tooling.

Our sophisticated CNC machinery can supply enclosures with holes, cutouts and openings. This solution is best suited for small to medium volumes of enclosures. Fibox knowledge of enclosure materials ensures that the machining method is compatible with the chosen enclosure material.

Prior to machining a production run, product specification and drawings need to be prepared. Either the customer or Fibox can create these drawings. Enclosure specifications and technical data are available at www.fiboxusa.com. CAD support 2D-drawings are available in IGES, DWG and DXF formats and 3D-models in IGES and Parasolid formats adaptable to your design system requirements.



Assembly services

Many enclosure solutions utilize Fibox accessories to improve the functionality of the enclosure system. Fibox can provide assembly services and install accessories specified by the end user, allowing delivery of "ready to use" mechanical packaging assemblies, saving labor costs and speeding up the manufacturing process. The Fibox accessory program includes a large number of items ranging from hinges and latches, cable glands and wiring accessories, to inspection windows and ventilators.



Customized tooling

For large volume OEM requirements, it is often possible to customize the molding of a standard product to meet the OEM's specific needs. Provided the mold is a sophisticated multiple slide mold, any enclosure side may be customized without requiring an entirely new mold. It is important that the OEM consult with Fibox early in their design process to determine what, if any, mold change restrictions exist. Altering an existing Fibox mold can be a very cost effective alternative to creating a custom mold. In essence, you lease our high volume, standard product mold with minimal initial tooling cost. This can shorten product development times and permit customizing even those products with projected short life cycles. Your new product reaches the market sooner.



Colored plastic enclosures

Fibox offers custom molding of standard enclosures in customer specified colors. Standard color specifications are based upon the RAL system, however custom color matching is possible. The type of plastic has significant impact on color match, color consistency and cost. Please consult your Fibox representative for guidance. Custom color molding becomes economical in volumes over 1000 pieces, but lower volumes are also possible. Cost adders are based upon increased raw material costs, plus the cost to prepare molds prior to production and then clean the molds and injection machines after production. These mold preparation costs are highly volume dependent.



Painted enclosures

Painting enclosures is recommended for plastic enclosures when volumes do not justify custom molding. Critical color matching, if required, is also easier to accomplish with paint. Paint type is dependent upon the choice of enclosure material. Please consult your Fibox representative for guidance.



EMC - plastic enclosures

Plastic enclosures can be prepared to provide EMC shielding. Various methods are available, but painting the internal surface with Cu paint is the preferred method. This coating, combined with a conductive gasket material such as CHO-SEAL 1350, can provide significant shielding levels. Proper selection of materials is very application specific. Please consult your Fibox representative for guidance.



Printed enclosures

Silk screen printing is recommended for enclosure batches of less than 1000 pieces. This method is mainly suitable for flat surfaces, and can be used for large areas. Tampo printing is the best solution for volumes greater than 1000 pieces. It is suitable for printing on both flat and curved surfaces of limited size. Tampo printing is also ideal for tight spots like the inside surface of the enclosure.



FIBOX quality creates customer advantage

Fibox has developed a sophisticated quality system to assure our customers of the reliability and consistency of our products and our service. All aspects of our operations, from design and development through to production and product delivery, are documented to ensure superior performance. Performance you can rely on.

Fibox is an ISO 9001 certified manufacturer and was awarded its certificate by Bureau Veritas Quality International in 1992. This approval covers specifications defined by ISO 9001:2008.



The FIBOX QUALITY system

The Fibox quality system applies not only to product quality and safety, but availability of product, accuracy of shipments, technical support and customer service. The continued success of this program is assured by regular internal and independent external audits.

NEMA/UL classification of protection

The National Electrical Manufacturers Association (NEMA) is a US Manufacturers Organization which actively promotes standardized product specifications for electrical apparatus.

NEMA performance criteria and test methods are used by Underwriters Laboratories as guidelines for investigation and listing of electrical enclosures.

NEMA
























Approximate IP equivalents in parentheses

1	Indoor use primarily to provide a degree of protection against contact with the enclosed equipment and against a limited amount of falling dirt. (IP30)
2	Indoor use to provide a degree of protection against limited amounts of falling water and dirt. (IP31)
3	Outdoor use to provide a degree of protection against wind blown dust, rain, and sleet; undamaged by the formation of ice on the enclosure. (IP64)
3R	Outdoor use to provide a degree of protection against falling rain and sleet; undamaged by the formation of ice on the enclosure. (IP32)
3S	Outdoor use to provide a degree of protection against windblown dust, rain and sleet; external mechanisms remain operable while ice laden.
4	Indoor or outdoor use to provide a degree of protection against splashing water, windblown dust and rain, hose directed water; undamaged by the formation of ice on the enclosure. (IP66)
4X	Indoor or outdoor use to provide a degree of protection against splashing water, windblown dust and rain, hose directed water; undamaged by the formation of ice on the enclosure, resists corrosion. (IP66)
6	Indoor or outdoor use to provide a degree of protection against the entry of water during temporary submersion at a limited depth; undamaged by the formation of ice on the enclosure.
6P	Indoor and outdoor use to provide a degree of protection against the entry of water during prolonged submersion at a limited depth.
11	Indoor use to provide by oil immersion a degree of protection of the enclosed equipment against the corrosive effects of corrosive liquids and gases.
12, 12K	Indoor use to provide a degree of protection against dust, falling dirt and dripping non-corrosive liquids. (IP65)
13	Indoor use to provide a degree of protection against dust and spraying of water, oil and non-corrosive coolants. (IP65)

The IP and IK classifications

The ingress protection class of enclosures is expressed in the form of IP classification, a two digit coding which is shown below. We have tested our enclosures according to EN 60529. The standard requires the second digit to be tested separately from class 6 upwards for each level of class, thus the double marking IP 66 / IP 67 indicates that the actual tests have been made for both levels.

The new European standard for empty enclosures, EN 62208 includes the IK impact test. This test is described in EN 50102, and as Fibox enclosures are tested to EN 62208, the data for impact resistance is available.

FIRST DIGIT Protection against solid objects		SECOND DIGIT Protection against liquids		IK CODE Protection against mechanical impacts	
IP	TEST	IP	TEST	IK	TEST
0	 no protection	0	 no protection	00	 no protection
1	 protected against solid objects over 50 mm (hands)	1	 protected against vertically falling drops of water	01-05	 impact < 1 joule
2	 protected against solid objects over 12 mm (fingers)	2	 protected against direct sprays of water up to 15° from the vertical	06	 500 g 20 cm impact 1 joule
3	 protected against solid objects over 2,5 mm (tools+ small wires)	3	 protected against sprays to 60° from the vertical	07	 500 g 40 cm impact 2 joule
4	 protected against solid objects over 1 mm (tools+ small wires)	4	 protected against water sprayed from all directions - limited ingress permitted	08	 1,7 kg 29,5 cm impact 5 joule
5	 protected against dust - limited ingress permitted (no harmful deposit)	5	 protected against low pressure jets of water from all directions - limited ingress permitted	09	 5 kg 20 cm impact 10 joule
6	 totally protected against dust	6	 protected against strong jets of water e.g. for use on shipdecks - limited ingress permitted	10	 5 kg 40 cm impact 20 joule
		7	 15 cm protected against the effects of immersion between 15 cm and 1 m		
		8	 1 m protected against long periods of immersion under pressure		

How to select the right enclosure material

Size is normally the first and the most dominant criterion when looking for the right enclosure for a specific application. Enclosure performance, i.e. material performance, is usually the second property considered. The following list of benefits and drawbacks indicates the basic differences between the various FIBOX enclosure materials.

Polycarbonate (PC)

Standard polycarbonate (PC)

Benefits:

- Very high impact resistance
- Available in transparent form
- Easy machining with normal tools
- High IP rating
- Excellent surface finish
- Wide operating temperature range
- Self-extinguishing flammability

- Good resistance to chemical attack
- Light weight
- Good UV resistance
- Excellent insulating properties
- Cost-effective material for harsh environments

Drawbacks:

- No EMC shielding

Acrylnitrile-butadiene-styrene (ABS)

Benefits:

- Easy machining with normal tools
- Easy coloring through pigmentation
- Low weight
- Good resistance to chemical attack
- Excellent insulating properties

Drawbacks:

- Slightly lower impact resistance compared with PC
- Slightly lower operating temperature range compared with PC
- Slightly lower UV resistance compared with PC.
- Not available in transparent form
- No EMC shielding

Aluminum (AL)

Benefits:

- Good resistance to chemical attack (painted)
- High impact resistance
- Wide operating temperature range
- Electrically conductive
- EMC shielding.
- Good heat sink properties
- Rigid construction

Drawbacks:

- More expensive than PC
- Heavier than PC and ABS
- Machining with special tools only

Fiberglass (GRP)

Benefits:

- Excellent record of resistance to corrosion and chemical attack
- Good impact resistance
- Rigid construction
- Good weather resistance
- Wide operating temperature range
- Fire resistant
- Good insulating properties

Drawbacks:

- More expensive than PC
- Cannot be machined using standard tools
- No EMC shielding
- Heavier than other plastic enclosures

Comparison of materials

The following table provides a general indication of the properties of various materials. For more detailed information on material performance in your specific application environment, please consult your local FIBOX representative.

	PC	ABS	GRP ²⁾	AL ¹⁾	PA6 ³⁾
Outdoor use	• • • • •	•	• • • • •	• • • • •	• • • • •
Indoor use	• • • • •	• • • • •	• • • • •	• • • • •	• • • • •
Cost	• • •	• • • • •	•	•	• •
Light weight	• • • • •	• • • • •	• • •	•	• • • • •
High rigidity	• • •	•	• • • • •	• • • • •	• • •
Impact resistance	• • • • •	• • •	• • • • •	• • • • •	• • •
Chemical resistance					
Salt water environments	• • • • •	• •	• • • • •	• • • • • ¹⁾	• • • • •
Neutral salts	• • • • •	• • • • •	• • • • •	• • • • • ¹⁾	• • • • •
Acids, low concentrations	• • • • •	• • • • •	• • • • •	• •	• • • • •
Acids, high concentrations	• • •	•	• • •	•	•
Alkalis, low concentrations	• • •	• • • • •	• • • • •	•	• •
Alkalis, high concentrations	•	• • • • •	• • • • •	•	•
Petroleum	• • •	•	• • • • •	• • • • •	• • • • •
Hydraulic oil	• • • • •	• • • • •	• • • • •	• • • • •	• • • • •
Alcohols	• • • • •	• • •	• • • • •	• • • • •	• • • • •
Solvents	•	•	• • • • •	• • • • •	• • • • •
Cooling fluids	• • •	• • • • •	• • • • •	• • •	• • •

- • • • • = Excellent
- = Poor

¹⁾ Polyester powder coated AISi cast aluminum

²⁾ Glass fiber reinforced polyester (fiberglass)

³⁾ Polyamide (nylon)

Data subject to change without notice.

FIBOX enclosure gaskets offer the best protection

The gasket seals the enclosure cover to the body, playing a critical role in establishing the enclosure's performance rating. The reliability of the NEMA/IP rating depends upon the properties of the gasket material. Key performance factors of a gasket are its compression set and chemical resistance. Compression set is the amount of residual displacement after the compressing load has been removed. Chemical resistance varies with material and there is no single compound that is resistant to all chemicals.

PUR (Polyurethane) is the gasket of choice in general-purpose applications, and are often called molded in place because they are produced by a continuous foam injection process without joints. Fibox enclosures feature a gasket groove that shapes the PUR gasket and assures a reliable ingress rating. PUR gaskets have a very low permanent compression set, and their mechanical properties remain stable in a -50° to +130° C temperature range. PUR gaskets resist oils, fats, and acids, but don't withstand strong alkalis.

EPDM gaskets have a very low permanent compression set, and can work in a temperature range of -50° to +120° C. In addition, ozone, oxygen and UV have little effect on these gaskets, which makes them suitable for outdoor applications. EPDM gaskets tolerate water, salt fluids, steam, alcohol, glycol, weak acids and alkalis, but are not resistant to many oils or hydrocarbon-based solvents.

TPE is a gasket material that is injection molded concurrently with the molding of the enclosure. Denoted as 2 component molding, this process produces a perfectly formed gasket without the process control variations of PUR technology. TPE molding technology is now featured on a number of Fibox products.

Neoprene has good mechanical properties and offers a low permanent compression set. Its temperature range is -40° to +100° C, and it has excellent resistance to UV, ozone and oxygen. In addition, neoprene gaskets resist oils, fats, hydrocarbons and alcohols. Silicone gaskets have an exceptionally wide temperature range of -60° to +170° C. They are primarily used in extremely cold or hot environments. Silicone resists alcohols and ketones, but strong acids and strong alkalis have dissolving effects on the material.

Fibox enclosures come equipped, as standard, with the optimum gasket material. However, in some cases the gasket may be changed to alter the performance of the enclosure. Keep in mind that the enclosure and gasket must withstand the same chemicals. When considering a change in gasket material, always consult the factory.

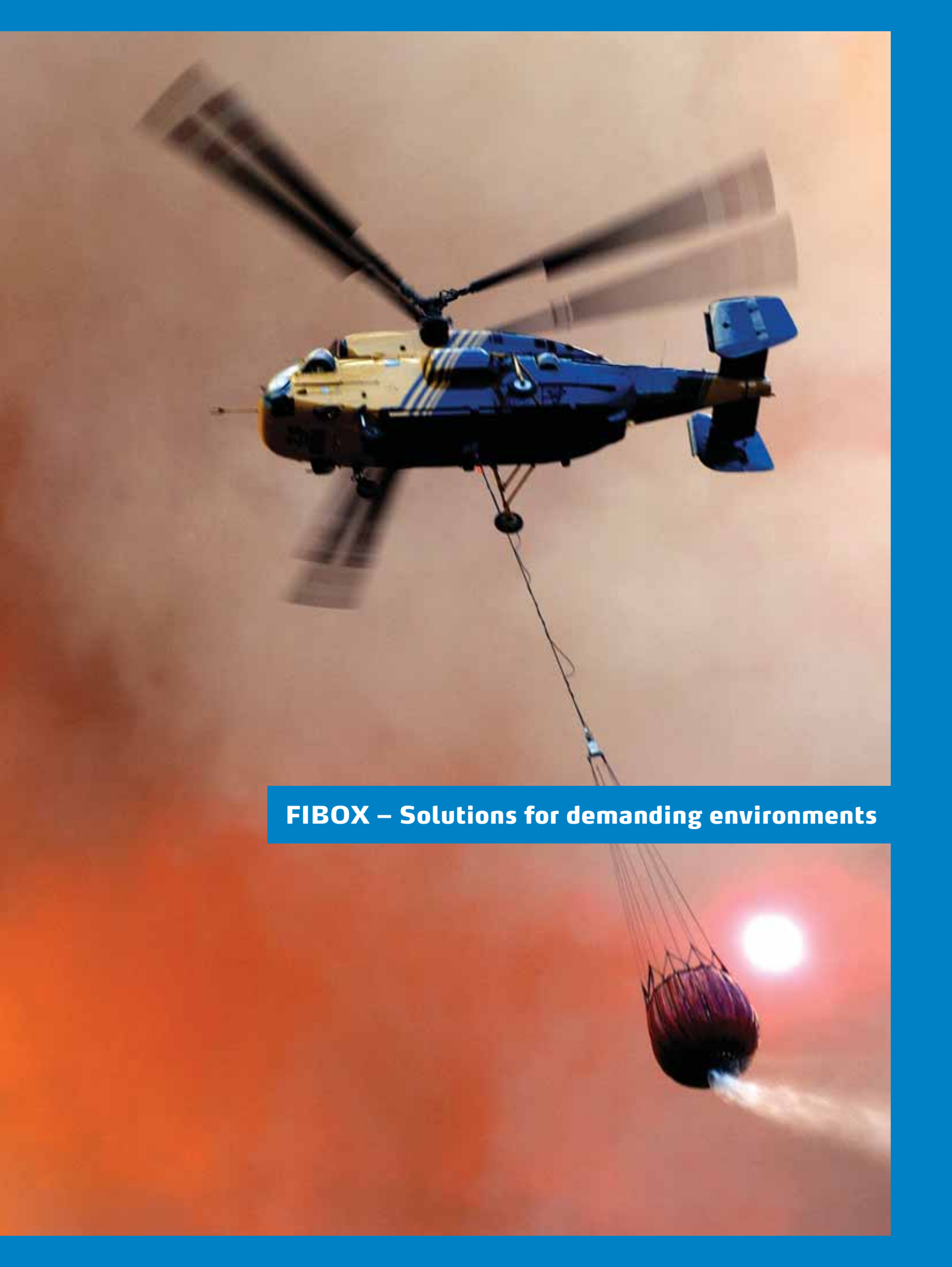
Property	Unit	TPE	PUR	EPDM	Neoprene	Silicone
Temperature range	°C	-40 - +120	-50 - +130	-50 - +120	-40 - +100	-60 - +170
Tensile strength	Mpa	5	0,4	13,0	8,0	9,4
Elongation at break	%	700	110	300	250	540
Hardness	Shore A	30	12	65	66	52
Density	g/cm3	1,13	0,33	1,12	1,6	1,15
Compression set	%	17	5	20	35	14

Table 1: Gasket materials: physical properties comparison

Chemical Performance	TPE	PUR	EPDM	Neoprene	Silicone
Neutral salts	••••	••••	••••	••••	••••
Acids, low concentrations	••••	•••	••••	•••	•••
Acids, high concentrations	•••	•	•••	•	•
Alkalis, low concentrations	••••	•••	••••	••••	•••
Alkalis, high concentrations	•••	•	••••	•••	•
Petroleums	•	•	•	•••	•
Hydraulic oils	•	••••	•	•••	•
Alcohols	••	•••	••••	••••	••••
Cooling fluids	•••	•••	••••	•••	••••

Table 2: Gasket materials: chemical resistance comparison

PUR = polyurethane
TPE = thermoplastic elastomer
EPDM = ethylene – propylene – diene – monomer



FIBOX – Solutions for demanding environments



FIBOX – Solutions for demanding environments



Fibox ARCA

Fibox's new ARCA non-metallic enclosures provide users of classic electrical junction boxes an easy upgrade path to a high performance enclosure featuring 21st century technology. Precision, injection molded, ARCA enclosures feature excellent chemical resistance and the wide temperature utilization range of polycarbonate plastic. Available in classic JIC sizes, these enclosures feature industry standard dimensions and panels.



ARCA




Robust molded continuous hinge



Variety of latch options



Variable depth panel mounting





ARCA AR 664

6 x 6

UL Type 4, 4X, 6, 6P, 12 and 13

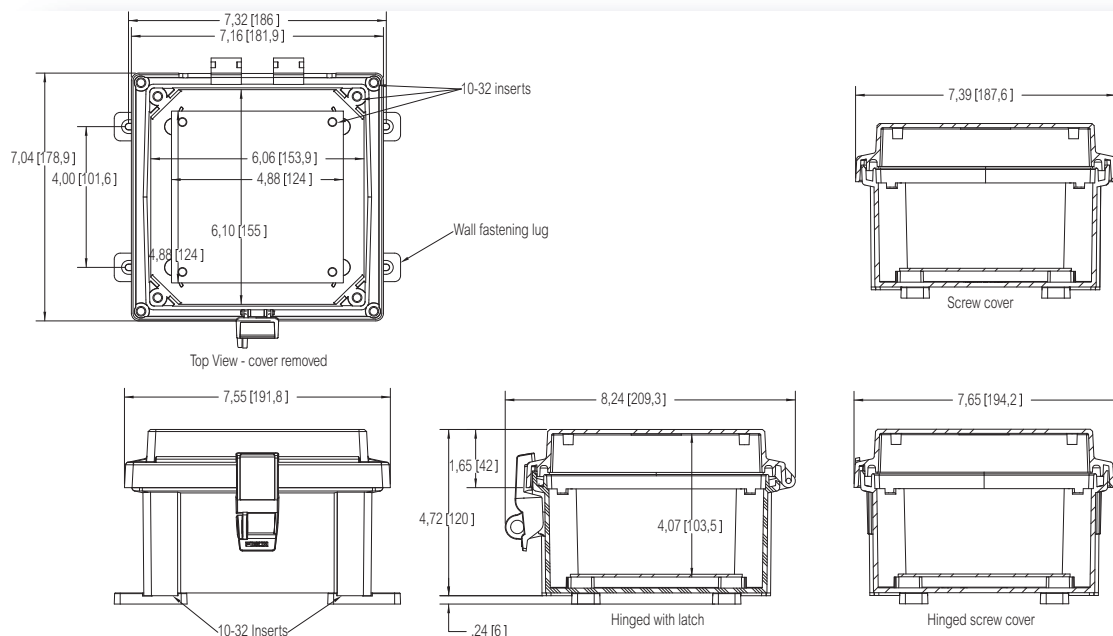
Including: 10-32 brass inserts, cover with formed in place PUR gasket. Enclosure mounting foot kit. 10-32 screws for panel mounting. Screw cover versions with 4 stainless cover screws. Hinged screw cover versions with stainless hinge pin and 2 cover screws. Hinged cover versions with latched cover and stainless hinge pin. Quick release latches. (Latch options available.)

Enclosures

Order symbol	Dimensions inch	Dimensions mm	Description
AR664SC	6 x 6 x 4	152 x 152 x 102	PC Enclosure • Opaque screw cover
AR664CHSC	6 x 6 x 4	152 x 152 x 102	PC Enclosure • Hinged opaque screw cover
AR664CHL	6 x 6 x 4	152 x 152 x 102	PC Enclosure • Hinged opaque cover w/Plastic quick release latch
AR664CHSSL	6 x 6 x 4	152 x 152 x 102	PC Enclosure • Hinged opaque cover w/S.S. Lockable latch
AR664CHSS	6 x 6 x 4	152 x 152 x 102	PC Enclosure • Hinged opaque cover w/S.S. Quick release latch
AR664CHTSS	6 x 6 x 4	152 x 152 x 102	PC Enclosure • Hinged opaque cover w/S.S. Lockable twist latch
AR664SCT	6 x 6 x 4	152 x 152 x 102	PC Enclosure • Transparent screw cover
AR664CHSCT	6 x 6 x 4	152 x 152 x 102	PC Enclosure • Hinged transparent screw cover
AR664CHLT	6 x 6 x 4	152 x 152 x 102	PC Enclosure • Hinged transparent cover w/Plastic quick release launch
AR664CHSSLT	6 x 6 x 4	152 x 152 x 102	PC Enclosure • Hinged transparent cover w/S.S. Lockable latch
AR664CHSST	6 x 6 x 4	152 x 152 x 102	PC Enclosure • Hinged transparent cover w/S.S. Quick release latch
AR664CHTSST	6 x 6 x 4	152 x 152 x 102	PC Enclosure • Hinged transparent cover w/S.S. Lockable twist latch

Accessories

Order symbol	Dimensions inch	Dimensions mm	Description
APBP66	4.9 x 4.9	124 x 124	PVC Back Panel
ABP66	4.9 x 4.9	124 x 124	Painted Steel Back Panel
ALBP66	4.9 x 4.9	124 x 124	Aluminum Back Panel
ADFP66	6.1 x 6.2	155 x 157	Dead Front Panel w/ screws
ASPK66			Hinged Panel Kit incl. AL Panel
ASPHK6			Hinged Panel Kit w/o Panel
AMFL6			Mounting Flange Set for 6" Wide Enclosure



ARCA AR 865

8 x 6

UL Type 4, 4X, 6, 6P, 12 and 13

Including: 10-32 brass inserts, cover with formed in place PUR gasket. Enclosure mounting foot kit. 10-32 screws for panel mounting. Screw cover versions with 4 stainless cover screws. Hinged screw cover versions with stainless hinge pin and 2 cover screws. Hinged cover versions with latched cover and stainless hinge pin. Quick release latches. (Latch options available.)

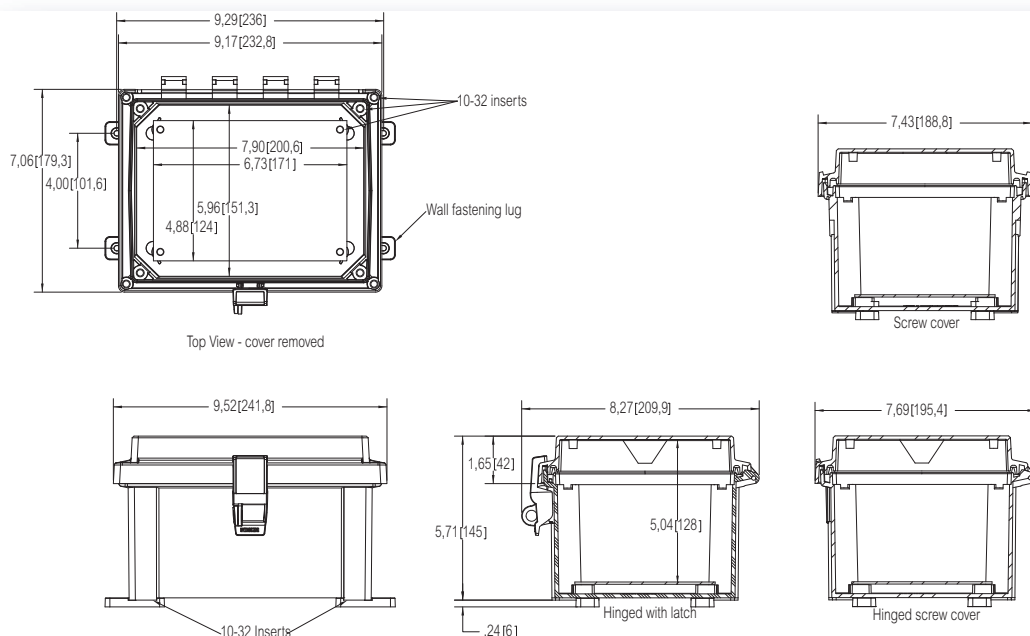


Enclosures

Order symbol	Dimensions inch	Dimensions mm	Description
AR865SC	8 x 6 x 5	203 x 152 x 127	PC Enclosure • Opaque screw cover
AR865CHSC	8 x 6 x 5	203 x 152 x 127	PC Enclosure • Hinged opaque screw cover
AR865CHL	8 x 6 x 5	203 x 152 x 127	PC Enclosure • Hinged opaque cover w/Plastic quick release latch
AR865CHSSL	8 x 6 x 5	203 x 152 x 127	PC Enclosure • Hinged opaque cover w/S.S. Lockable latch
AR865CHSS	8 x 6 x 5	203 x 152 x 127	PC Enclosure • Hinged opaque cover w/S.S. Quick release latch
AR865CHTSS	8 x 6 x 5	203 x 152 x 127	PC Enclosure • Hinged opaque cover w/S.S. Lockable twist latch
AR865SCT	8 x 6 x 5	203 x 152 x 127	PC Enclosure • Transparent screw cover
AR865CHSCT	8 x 6 x 5	203 x 152 x 127	PC Enclosure • Hinged transparent screw cover
AR865CHLT	8 x 6 x 5	203 x 152 x 127	PC Enclosure • Hinged transparent cover w/Plastic quick release launch
AR865CHSSLT	8 x 6 x 5	203 x 152 x 127	PC Enclosure • Hinged transparent cover w/S.S. Lockable latch
AR865CHSST	8 x 6 x 5	203 x 152 x 127	PC Enclosure • Hinged transparent cover w/S.S. Quick release latch
AR865CHTSST	8 x 6 x 5	203 x 152 x 127	PC Enclosure • Hinged transparent cover w/S.S. Lockable twist latch

Accessories

Order symbol	Dimensions inch	Dimensions mm	Description
APBP86	6.9 x 4.9	175 x 124	PVC Back Panel
ABP86	6.9 x 4.9	175 x 124	Painted Steel Back Panel
ALBP86	6.9 x 4.9	175 x 124	Aluminum Back Panel
ADFP86	6.2 x 8.1	157 x 205	Dead Front Panel w/ screws
ASPK86			Hinged Panel Kit incl. AL Panel
ASPHK8			Hinged Panel Kit w/o Panel
AMFL6			Mounting Flange Set for 6" Wide Enclosure





ARCA AR 884

8 x 8

UL Type 4, 4X, 6, 6P, 12 and 13

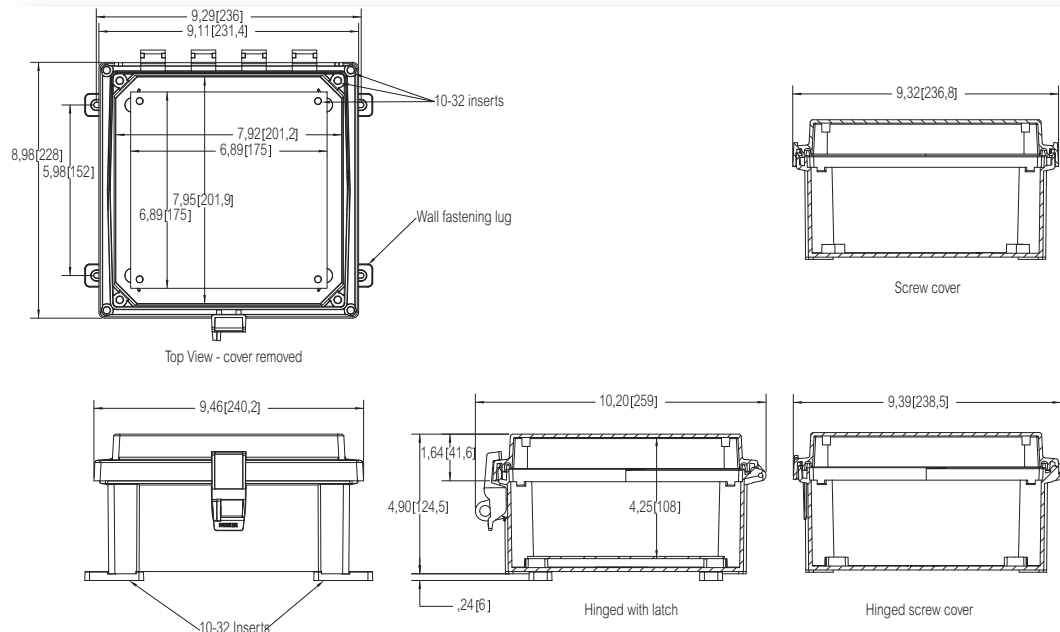
Including: 10-32 brass inserts, cover with formed in place PUR gasket. Enclosure mounting foot kit. 10-32 screws for panel mounting. Screw cover versions with 4 stainless cover screws. Hinged screw cover versions with stainless hinge pin and 2 cover screws. Hinged cover versions with latched cover and stainless hinge pin. Quick release latches. (Latch options available.)

Enclosures

Order symbol	Dimensions inch	Dimensions mm	Description
AR884SC	8 x 8 x 4	203 x 203 x 102	PC Enclosure • Opaque screw cover
AR884CHSC	8 x 8 x 4	203 x 203 x 102	PC Enclosure • Hinged opaque screw cover
AR884CHL	8 x 8 x 4	203 x 203 x 102	PC Enclosure • Hinged opaque cover w/Plastic quick release latch
AR884CHSSL	8 x 8 x 4	203 x 203 x 102	PC Enclosure • Hinged opaque cover w/S.S. Lockable latch
AR884CHSS	8 x 8 x 4	203 x 203 x 102	PC Enclosure • Hinged opaque cover w/S.S. Quick release latch
AR884CHTSS	8 x 8 x 4	203 x 203 x 102	PC Enclosure • Hinged opaque cover w/S.S. Lockable twist latch
AR884SCT	8 x 8 x 4	203 x 203 x 102	PC Enclosure • Transparent screw cover
AR884CHSCT	8 x 8 x 4	203 x 203 x 102	PC Enclosure • Hinged transparent screw cover
AR884CHLT	8 x 8 x 4	203 x 203 x 102	PC Enclosure • Hinged transparent cover w/Plastic quick release latch
AR884CHSSLT	8 x 8 x 4	203 x 203 x 102	PC Enclosure • Hinged transparent cover w/S.S. Lockable latch
AR884CHSST	8 x 8 x 4	203 x 203 x 102	PC Enclosure • Hinged transparent cover w/S.S. Quick release latch
AR884CHTSST	8 x 8 x 4	203 x 203 x 102	PC Enclosure • Hinged transparent cover w/S.S. Lockable twist latch

Accessories

Order symbol	Dimensions inch	Dimensions mm	Description
APBP88	6.9 x 6.9	175 x 175	PVC Back Panel
ABP88	6.9 x 6.9	175 x 175	Painted Steel Back Panel
ALBP88	6.9 x 6.9	175 x 175	Aluminum Back Panel
ADFP88	6.9 x 6.9	175 x 175	Dead Front Panel w/ screws
ASPK88			Hinged Panel Kit incl. AL Panel
ASPHK8			Hinged Panel Kit w/o Panel
AMFL8			Mounting Flange Set for 8" Wide Enclosure



ARCA

AR 1084

10 x 8

UL Type 4, 4X, 6, 6P, 12 and 13

Including: 10-32 brass inserts, cover with formed in place PUR gasket. Enclosure mounting foot kit. 10-32 screws for panel mounting. Screw cover versions with 4 stainless cover screws. Hinged screw cover versions with stainless hinge pin and 2 cover screws. Hinged cover versions with latched cover and stainless hinge pin. Quick release latches. (Latch options available.)

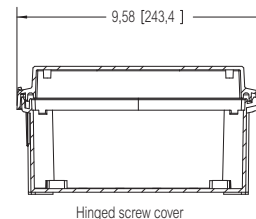
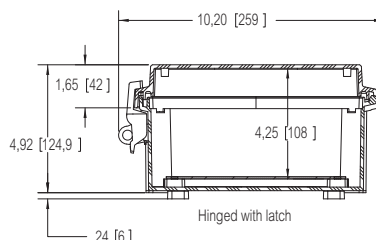
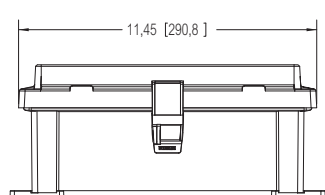
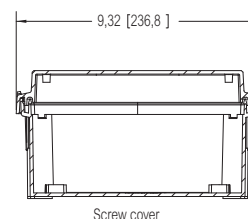
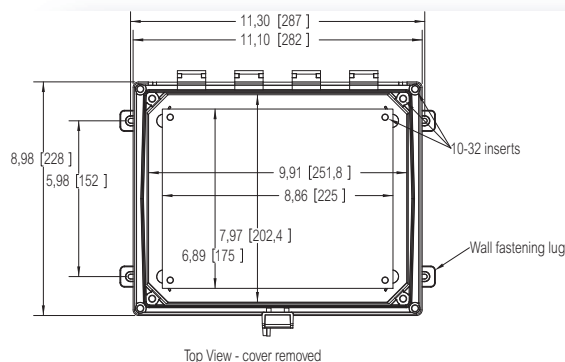


Enclosures

Order symbol	Dimensions inch	Dimensions mm	Description
AR1084SC	10 x 8 x 4	254 x 203 x 102	PC Enclosure • Opaque screw cover
AR1084CHSC	10 x 8 x 4	254 x 203 x 102	PC Enclosure • Hinged opaque screw cover
AR1084CHL	10 x 8 x 4	254 x 203 x 102	PC Enclosure • Hinged opaque cover w/Plastic quick release latch
AR1084CHSSL	10 x 8 x 4	254 x 203 x 102	PC Enclosure • Hinged opaque cover w/S.S. Lockable latch
AR1084CHSS	10 x 8 x 4	254 x 203 x 102	PC Enclosure • Hinged opaque cover w/S.S. Quick release latch
AR1084CHTSS	10 x 8 x 4	254 x 203 x 102	PC Enclosure • Hinged opaque cover w/S.S. Lockable twist latch
AR1084SCT	10 x 8 x 4	254 x 203 x 102	PC Enclosure • Transparent screw cover
AR1084CHSCT	10 x 8 x 4	254 x 203 x 102	PC Enclosure • Hinged transparent screw cover
AR1084CHLT	10 x 8 x 4	254 x 203 x 102	PC Enclosure • Hinged Transparent Cover w/Plastic Quick Release Latch
AR1084CHSSLT	10 x 8 x 4	254 x 203 x 102	PC Enclosure • Hinged transparent cover w/S.S. Lockable latch
AR1084CHSST	10 x 8 x 4	254 x 203 x 102	PC Enclosure • Hinged transparent cover w/S.S. Quick release latch
AR1084CHTSST	10 x 8 x 4	254 x 203 x 102	PC Enclosure • Hinged transparent cover w/S.S. Lockable twist latch

Accessories

Order symbol	Dimensions inch	Dimensions mm	Description
APBP108	8.9 x 6.9	226 x 175	PVC Back Panel
ABP108	8.9 x 6.9	226 x 175	Painted Steel Back Panel
ALBP108	8.9 x 6.9	226 x 175	Aluminum Back Panel
ADFP108	8.2 x 10.1	208 x 256	Dead Front Panel w/ screws
ASPK108			Hinged Panel Kit incl. AL Panel
ASPHK10			Hinged Panel Kit w/o Panel
AMFL8			Mounting Flange Set for 8" Wide Enclosure





ARCA AR 1086

10 x 8

UL Type 4, 4X, 6, 6P, 12 and 13

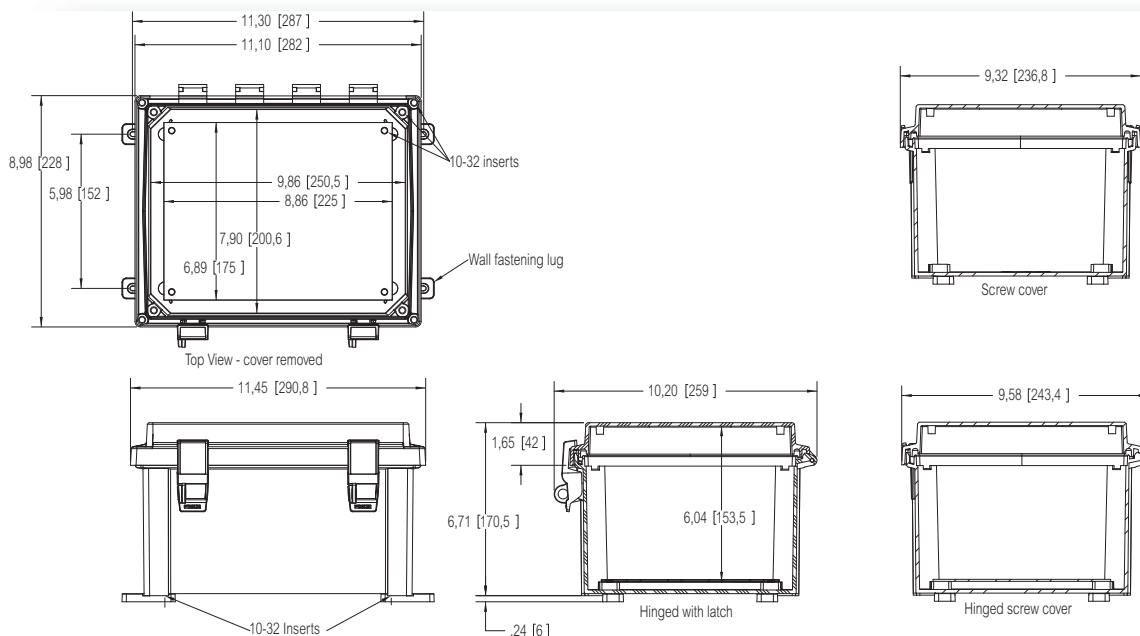
Including: 10-32 brass inserts, cover with formed in place PUR gasket. Enclosure mounting foot kit. 10-32 screws for panel mounting. Screw cover versions with 4 stainless cover screws. Hinged screw cover versions with stainless hinge pin and 2 cover screws. Hinged cover versions with latched cover and stainless hinge pin. Quick release latches. (Latch options available.)

Enclosures

Order symbol	Dimensions inch	Dimensions mm	Description
AR1086SC	10 x 8 x 6	254 x 203 x 152	PC Enclosure • Opaque screw cover
AR1086CHSC	10 x 8 x 6	254 x 203 x 152	PC Enclosure • Hinged opaque screw cover
AR1086CHL	10 x 8 x 6	254 x 203 x 152	PC Enclosure • Hinged opaque cover w/Plastic quick release latch
AR1086CHSSL	10 x 8 x 6	254 x 203 x 152	PC Enclosure • Hinged opaque cover w/S.S. Lockable latch
AR1086CHSS	10 x 8 x 6	254 x 203 x 152	PC Enclosure • Hinged opaque cover w/S.S. Quick release latch
AR1086CHTSS	10 x 8 x 6	254 x 203 x 152	PC Enclosure • Hinged opaque cover w/S.S. Lockable twist latch
AR1086SCT	10 x 8 x 6	254 x 203 x 152	PC Enclosure • Transparent screw cover
AR1086CHSCT	10 x 8 x 6	254 x 203 x 152	PC Enclosure • Hinged transparent screw cover
AR1086CHLT	10 x 8 x 6	254 x 203 x 152	PC Enclosure • Hinged transparent cover w/Plastic quick release launch
AR1086CHSSLT	10 x 8 x 6	254 x 203 x 152	PC Enclosure • Hinged transparent cover w/S.S. Lockable latch
AR1086CHSST	10 x 8 x 6	254 x 203 x 152	PC Enclosure • Hinged transparent cover w/S.S. Quick release latch
AR1086CHTSST	10 x 8 x 6	254 x 203 x 152	PC Enclosure • Hinged transparent cover w/S.S. Lockable twist latch

Accessories

Order symbol	Dimensions inch	Dimensions mm	Description
APBP108	8.9 x 6.9	226 x 175	PVC Back Panel
ABP108	8.9 x 6.9	226 x 175	Painted Steel Back Panel
ALBP108	8.9 x 6.9	226 x 175	Aluminum Back Panel
ADFP108	8.2 x 10.1	208 x 256	Dead Front Panel w/ screws
ASPK108			Hinged Panel Kit incl. AL Panel
AMFL8			Mounting Flange Set for 8" Wide Enclosure
ASPHK10			Hinged Panel Kit w/o Panel



ARCA

AR 10106

10 x 10

UL Type 4, 4X, 6, 6P, 12 and 13

Including: 10-32 brass inserts, cover with formed in place PUR gasket. Enclosure mounting foot kit. 10-32 screws for panel mounting. Screw cover versions with 4 stainless cover screws. Hinged screw cover versions with stainless hinge pin and 2 cover screws. Hinged cover versions with latched cover and stainless hinge pin. Quick release latches. (Latch options available.)

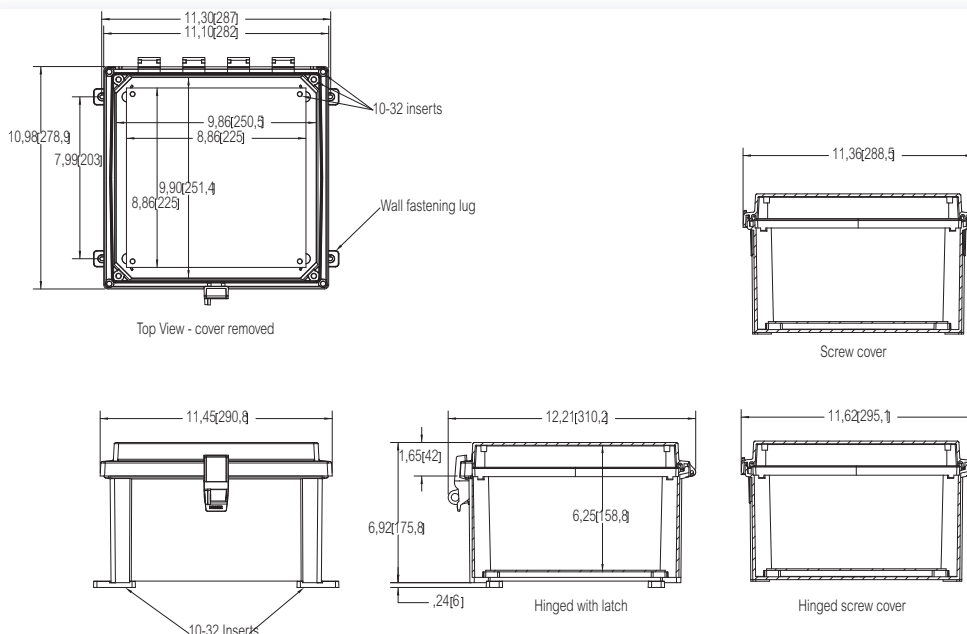


Enclosures

Order symbol	Dimensions inch	Dimensions mm	Description
AR10106SC	10 x 10 x 6	254 x 254 x 152	PC Enclosure • Opaque screw cover
AR10106CHSC	10 x 10 x 6	254 x 254 x 152	PC Enclosure • Hinged opaque screw cover
AR10106CHL	10 x 10 x 6	254 x 254 x 152	PC Enclosure • Hinged opaque cover w/Plastic quick release latch
AR10106CHSSL	10 x 10 x 6	254 x 254 x 152	PC Enclosure • Hinged opaque cover w/S.S. Lockable latch
AR10106CHSS	10 x 10 x 6	254 x 254 x 152	PC Enclosure • Hinged opaque cover w/S.S. Quick release latch
AR10106CHTSS	10 x 10 x 6	254 x 254 x 152	PC Enclosure • Hinged opaque cover w/S.S. Lockable twist latch
AR10106SCT	10 x 10 x 6	254 x 254 x 152	PC Enclosure • Transparent screw cover
AR10106CHST	10 x 10 x 6	254 x 254 x 152	PC Enclosure • Hinged transparent screw cover
AR10106CHLT	10 x 10 x 6	254 x 254 x 152	PC Enclosure • Hinged transparent cover w/Plastic quick release latch
AR10106CHSSLT	10 x 10 x 6	254 x 254 x 152	PC Enclosure • Hinged transparent cover w/S.S. Lockable latch
AR10106CHSST	10 x 10 x 6	254 x 254 x 152	PC Enclosure • Hinged transparent cover w/S.S. Quick release latch
AR10106CHTSST	10 x 10 x 6	254 x 254 x 152	PC Enclosure • Hinged transparent cover w/S.S. Lockable twist latch

Accessories

Order symbol	Dimensions inch	Dimensions mm	Description
APBP1010	8.9 x 8.9	226 x 226	PVC Back Panel
ABP1010	8.9 x 8.9	226 x 226	Painted Steel Back Panel
ALBP1010	8.9 x 8.9	226 x 226	Aluminum Back Panel
ADFP1010	10.1 x 10.1	256 x 256	Dead Front Panel w/ screws
ASPK1010			Hinged Panel Kit incl. AL Panel
ASPHK10			Hinged Panel Kit w/o Panel
AMFL10			Mounting Flange Set for 10" Wide Enclosure





ARCA AR 12106

12 x 10

UL Type 4, 4X, 6, 6P, 12 and 13

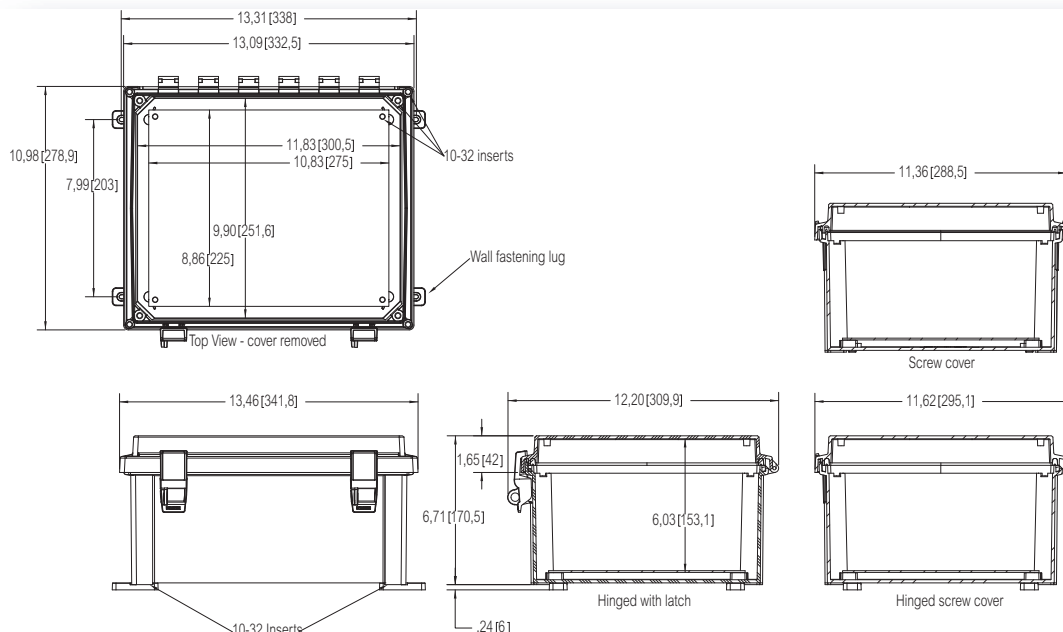
Including: 10-32 brass inserts, cover with formed in place PUR gasket. Enclosure mounting foot kit. 10-32 screws for panel mounting. Screw cover versions with 4 stainless cover screws. Hinged screw cover versions with stainless hinge pin and 2 cover screws. Hinged cover versions with latched cover and stainless hinge pin. Quick release latches. (Latch options available.)

Enclosures

Order symbol	Dimensions inch	Dimensions mm	Description
AR12106SC	12 x 10 x 6	305 x 254 x 152	PC Enclosure • Opaque screw cover
AR12106CHSC	12 x 10 x 6	305 x 254 x 152	PC Enclosure • Hinged opaque screw cover
AR12106CHL	12 x 10 x 6	305 x 254 x 152	PC Enclosure • Hinged opaque cover w/Plastic quick release latch
AR12106CHSSL	12 x 10 x 6	305 x 254 x 152	PC Enclosure • Hinged opaque cover w/S.S. Lockable latch
AR12106CHSS	12 x 10 x 6	305 x 254 x 152	PC Enclosure • Hinged opaque cover w/S.S. Quick release latch
AR12106CHTSS	12 x 10 x 6	305 x 254 x 152	PC Enclosure • Hinged opaque cover w/S.S. Lockable twist latch
AR12106SCT	12 x 10 x 6	305 x 254 x 152	PC Enclosure • Transparent screw cover
AR12106CHSCT	12 x 10 x 6	305 x 254 x 152	PC Enclosure • Hinged transparent screw cover
AR12106CHLT	12 x 10 x 6	305 x 254 x 152	PC Enclosure • Hinged transparent cover w/Plastic quick release launch
AR12106CHSSLT	12 x 10 x 6	305 x 254 x 152	PC Enclosure • Hinged transparent cover w/S.S. Lockable latch
AR12106CHSST	12 x 10 x 6	305 x 254 x 152	PC Enclosure • Hinged transparent cover w/S.S. Quick release latch
AR12106CHTSST	12 x 10 x 6	305 x 254 x 152	PC Enclosure • Hinged transparent cover w/S.S. Lockable twist latch

Accessories

Order symbol	Dimensions inch	Dimensions mm	Description
APBP1210	10.8 x 8.9	274 x 226	PVC Back Panel
ABP1210	10.8 x 8.9	274 x 226	Painted Steel Back Panel
ALBP1210	10.8 x 8.9	274 x 226	Aluminum Back Panel
ADFP1210	10.1 x 12.1	257 x 307	Dead Front Panel w/ screws
ASPK1210			Hinged Panel Kit incl. AL Panel
ASPHK12			Hinged Panel Kit w/o Panel
AMFL10			Mounting Flange Set for 10" Wide Enclosure



ARCA

AR 14127

14 x 12

UL Type 4, 4X, 6, 6P, 12 and 13

Including: 10-32 brass inserts, cover with formed in place PUR gasket. Enclosure mounting foot kit. 10-32 screws for panel mounting. Screw cover versions with 4 stainless cover screws. Hinged screw cover versions with stainless hinge pin and 2 cover screws. Hinged cover versions with latched cover and stainless hinge pin. Quick release latches. (Latch options available.)

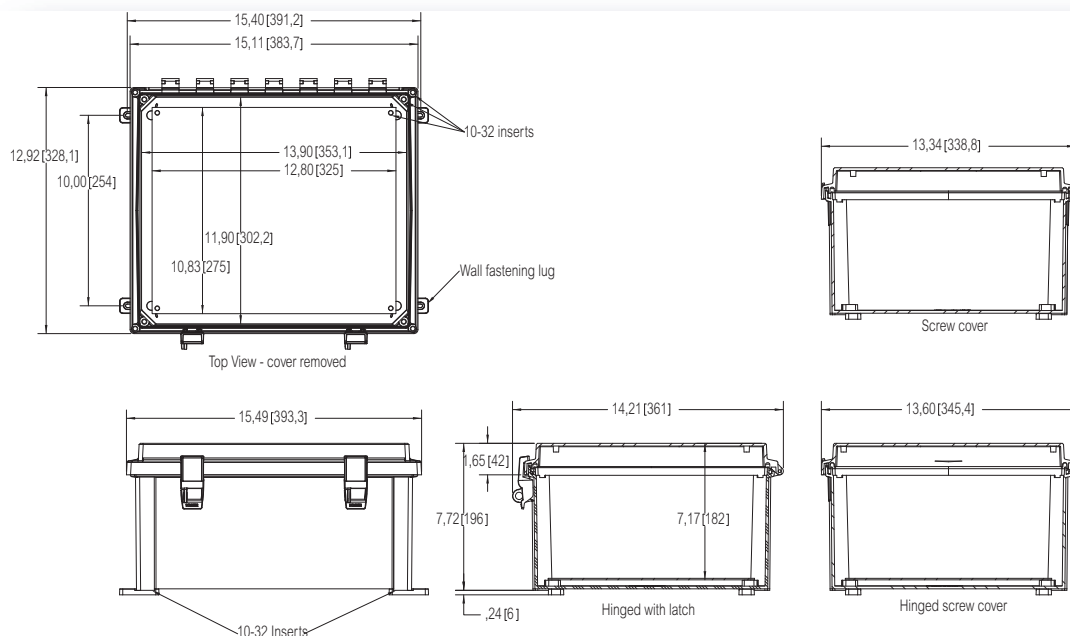


Enclosures

Order symbol	Dimensions inch	Dimensions mm	Description
AR14127SC	14 x 12 x 7	356 x 305 x 178	PC Enclosure • Opaque screw cover
AR14127CHSC	14 x 12 x 7	356 x 305 x 178	PC Enclosure • Hinged opaque screw cover
AR14127CHL	14 x 12 x 7	356 x 305 x 178	PC Enclosure • Hinged opaque cover w/Plastic quick release latch
AR14127CHSSL	14 x 12 x 7	356 x 305 x 178	PC Enclosure • Hinged opaque cover w/S.S. Lockable latch
AR14127CHSS	14 x 12 x 7	356 x 305 x 178	PC Enclosure • Hinged opaque cover w/S.S. Quick release latch
AR14127CHTSS	14 x 12 x 7	356 x 305 x 178	PC Enclosure • Hinged opaque cover w/S.S. Lockable twist latch
AR14127SCT	14 x 12 x 7	356 x 305 x 178	PC Enclosure • Transparent screw cover
AR14127CHSCT	14 x 12 x 7	356 x 305 x 178	PC Enclosure • Hinged transparent screw cover
AR14127CHLT	14 x 12 x 7	356 x 305 x 178	PC Enclosure • Hinged transparent cover w/Plastic quick release launch
AR14127CHSSLT	14 x 12 x 7	356 x 305 x 178	PC Enclosure • Hinged transparent cover w/S.S. Lockable latch
AR14127CHSST	14 x 12 x 7	356 x 305 x 178	PC Enclosure • Hinged transparent cover w/S.S. Quick release latch
AR14127CHTSST	14 x 12 x 7	356 x 305 x 178	PC Enclosure • Hinged transparent cover w/S.S. Lockable twist latch

Accessories

Order symbol	Dimensions inch	Dimensions mm	Description
APBP1412	12.8 x 10.8	325 x 274	PVC Back Panel
ABP1412	12.8 x 10.8	325 x 274	Painted Steel Back Panel
ALBP1412	12.8 x 10.8	325 x 274	Aluminum Back Panel
ADFP1412	12.1 x 14.1	308 x 357	Dead Front Panel w/ screws
ASPK1412			Hinged Panel Kit incl. AL Panel
ASPHK14			Hinged Panel Kit w/o Panel
AMFL12			Mounting Flange Set for 12" Wide Enclosure





ARCA AR 16148

16 x 14

UL Type 4, 4X, 6, 6P, 12 and 13

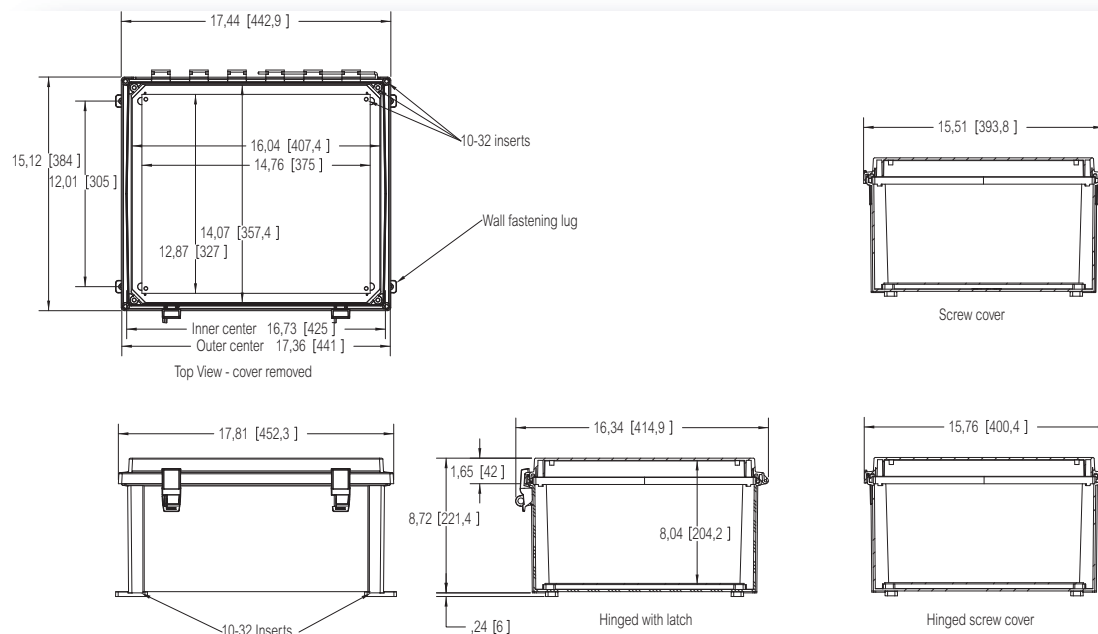
Including: 10-32 brass inserts, cover with formed in place PUR gasket. Enclosure mounting foot kit. 10-32 screws for panel mounting. Screw cover versions with 4 stainless cover screws. Hinged screw cover versions with stainless hinge pin and 2 cover screws. Hinged cover versions with latched cover and stainless hinge pin. Quick release latches. (Latch options available.)

Enclosures

Order symbol	Dimensions inch	Dimensions mm	Description
AR16148SC	16 x 14 x 8	406 x 356 x 203	PC Enclosure • Opaque screw cover
AR16148CHSC	16 x 14 x 8	406 x 356 x 203	PC Enclosure • Hinged opaque screw cover
AR16148CHL	16 x 14 x 8	406 x 356 x 203	PC Enclosure • Hinged opaque cover w/Plastic quick release latch
AR16148CHSSL	16 x 14 x 8	406 x 356 x 203	PC Enclosure • Hinged opaque cover w/S.S. Lockable latch
AR16148CHSS	16 x 14 x 8	406 x 356 x 203	PC Enclosure • Hinged opaque cover w/S.S. Quick release latch
AR16148CHTSS	16 x 14 x 8	406 x 356 x 203	PC Enclosure • Hinged opaque cover w/S.S. Lockable twist latch
AR16148SCT	16 x 14 x 8	406 x 356 x 203	PC Enclosure • Transparent screw cover
AR16148CHSCT	16 x 14 x 8	406 x 356 x 203	PC Enclosure • Hinged transparent screw cover
AR16148CHLT	16 x 14 x 8	406 x 356 x 203	PC Enclosure • Hinged transparent cover w/Plastic quick release latch
AR16148CHSSLT	16 x 14 x 8	406 x 356 x 203	PC Enclosure • Hinged transparent cover w/S.S. Lockable latch
AR16148CHSST	16 x 14 x 8	406 x 356 x 203	PC Enclosure • Hinged transparent cover w/S.S. Quick release latch
AR16148CHTSST	16 x 14 x 8	406 x 356 x 203	PC Enclosure • Hinged transparent cover w/S.S. Lockable twist latch

Accessories

Order symbol	Dimensions inch	Dimensions mm	Description
APBP1614	14.8 x 12.9	376 x 328	PVC Back Panel
ABP1614	14.8 x 12.9	376 x 328	Painted Steel Back Panel
ALBP1614	14.8 x 12.9	376 x 328	Aluminum Back Panel
ADFP1614	14.3 x 16.3	362 x 415	Dead Front Panel w/ screws
ASPK1614			Hinged Panel Kit incl. AL Panel
ASPHK16			Hinged Panel Kit w/o Panel
AMFL14			Mounting Flange Set for 14" Wide Enclosure



ARCA

AR 181610

18 x 16

UL Type 4, 4X, 6, 6P, 12 and 13

Including: 10-32 brass inserts, cover with formed in place PUR gasket. Enclosure mounting foot kit. 10-32 screws for panel mounting. Screw cover versions with 4 stainless cover screws. Hinged screw cover versions with stainless hinge pin and 2 cover screws. Hinged cover versions with latched cover and stainless hinge pin. Quick release latches. (Latch options available.)

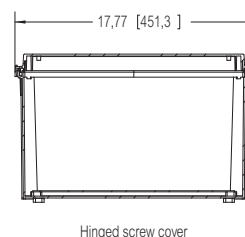
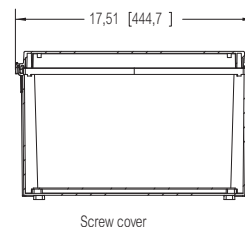
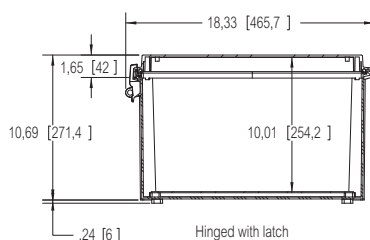
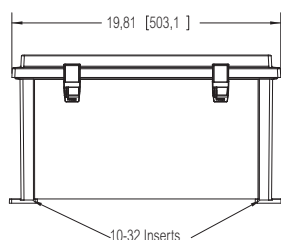
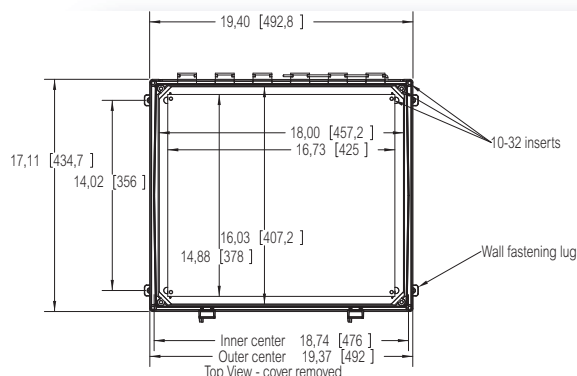


Enclosures

Order symbol	Dimensions inch	Dimensions mm	Description
AR181610SC	18 x 16 x 10	457 x 406 x 254	PC Enclosure • Opaque screw cover
AR181610CHSC	18 x 16 x 10	457 x 406 x 254	PC Enclosure • Hinged opaque screw cover
AR181610CHL	18 x 16 x 10	457 x 406 x 254	PC Enclosure • Hinged opaque cover w/Plastic quick release latch
AR181610CHSSL	18 x 16 x 10	457 x 406 x 254	PC Enclosure • Hinged opaque cover w/S.S. Lockable latch
AR181610CHSS	18 x 16 x 10	457 x 406 x 254	PC Enclosure • Hinged opaque cover w/S.S. Quick release latch
AR181610CHTSS	18 x 16 x 10	457 x 406 x 254	PC Enclosure • Hinged opaque cover w/S.S. Lockable twist latch
AR181610SCT	18 x 16 x 10	457 x 406 x 254	PC Enclosure • Transparent screw cover
AR181610CHSCT	18 x 16 x 10	457 x 406 x 254	PC Enclosure • Hinged transparent screw cover
AR181610CHLT	18 x 16 x 10	457 x 406 x 254	PC Enclosure • Hinged transparent cover w/Plastic quick release latch
AR181610CHSSLT	18 x 16 x 10	457 x 406 x 254	PC Enclosure • Hinged transparent cover w/S.S. Lockable latch
AR181610CHSST	18 x 16 x 10	457 x 406 x 254	PC Enclosure • Hinged transparent cover w/S.S. Quick release latch
AR181610CHTSST	18 x 16 x 10	457 x 406 x 254	PC Enclosure • Hinged transparent cover w/S.S. Lockable twist latch

Accessories

Order symbol	Dimensions inch	Dimensions mm	Description
APBP1816	16.7 x 14.9	424 x 378	PVC Back Panel
ABP1816	16.7 x 14.9	424 x 378	Painted Steel Back Panel
ALBP1816	16.7 x 14.9	424 x 378	Aluminum Back Panel
ADFP1816	16.2 x 18.3	412 x 465	Dead Front Panel w/ screws
APSPK1816 Plastic			Hinged Panel Kit incl. AL Panel
ASPK1816			Hinged Panel Kit incl. AL Panel
AMFL16			Mounting Flange Set for 16" Wide Enclosure



ACCESSORIES

Order symbol Description

PVC Back Panels

APBP66	4.9 x 4.9 inch ▪ 124 x 124 mm
APBP86	6.9 x 4.9 inch ▪ 175 x 124 mm
APBP88	6.9 x 6.9 inch ▪ 175 x 175 mm
APBP108	8.9 x 6.9 inch ▪ 226 x 175 mm
APBP1010	8.9 x 8.9 inch ▪ 226 x 226 mm
APBP1210	10.8 x 8.9 inch ▪ 274 x 226 mm
APBP1412	12.8 x 10.8 inch ▪ 325 x 274 mm
APBP1614	14.8 x 12.9 inch ▪ 376 x 328 mm
APBP1816	16.7 x 14.9 inch ▪ 424 x 378 mm

Painted Steel Back Panels

ABP66	4.9 x 4.9 inch ▪ 124 x 124 mm
ABP86	6.9 x 4.9 inch ▪ 175 x 124 mm
ABP88	6.9 x 6.9 inch ▪ 175 x 175 mm
ABP108	8.9 x 6.9 inch ▪ 226 x 175 mm
ABP1010	8.9 x 8.9 inch ▪ 226 x 226 mm
ABP1210	10.8 x 8.9 inch ▪ 274 x 226 mm
ABP1412	12.8 x 10.8 inch ▪ 325 x 274 mm
ABP1614	14.8 x 12.9 inch ▪ 376 x 328 mm
ABP1816	16.7 x 14.9 inch ▪ 424 x 378 mm

Aluminum Back Panels

ALBP66	4.9 x 4.9 inch ▪ 124 x 124 mm
ALBP86	6.9 x 4.9 inch ▪ 175 x 124 mm
ALBP88	6.9 x 6.9 inch ▪ 175 x 175 mm
ALBP108	8.9 x 6.9 inch ▪ 226 x 175 mm
ALBP1210	10.8 x 8.9 inch ▪ 274 x 226 mm
ALBP1010	8.9 x 8.9 inch ▪ 226 x 226 mm
ALBP1412	12.8 x 10.8 inch ▪ 325 x 274 mm
ALBP1614	14.8 x 12.9 inch ▪ 376 x 328 mm
ALBP1816	16.7 x 14.9 inch ▪ 424 x 378 mm

Fixed Aluminum Dead Front Panels

ADFP66	6.1 x 6.2 inch ▪ 155 x 157 mm
ADFP86	6.2 x 8.1 inch ▪ 157 x 205 mm
ADFP88	6.9 x 6.9 inch ▪ 175 x 175 mm
ADFP108	8.2 x 10.1 inch ▪ 208 x 256 mm
ADFP1010	10.1 x 10.1 inch ▪ 256 x 256 mm
ADFP1210	10.1 x 12.1 inch ▪ 257 x 307 mm
ADFP1412	12.1 x 14.1 inch ▪ 308 x 357 mm
ADFP1614	14.3 x 16.3 inch ▪ 362 x 415 mm
ADFP1816	16.2 x 18.3 inch ▪ 412 x 465 mm

Mounting Foot Kits

AMFK	Mounting Foot Kit - ARCA
AMFKSS	SS Mounting Foot Kit - ARCA

Mounting Flange Sets

AMFL6	Mounting Flange Set for 6" wide enclosure
AMFL8	Mounting Flange Set for 8" wide enclosure
AMFL10	Mounting Flange Set for 10" wide enclosure
AMFL12	Mounting Flange Set for 12" wide enclosure
AMFL14	Mounting Flange Set for 14" wide enclosure
AMFL16	Mounting Flange Set for 16" wide enclosure



ACCESSORIES

Order symbol Description

Variable Depth Back Panel Kits


AVBK3	Back Panel Kit - 3" Base
AVBK4	Back Panel Kit - 4" base
AVBK5	Back Panel Kit - 5" Base
AVBK6	Back Panel Kit - 6" Base

Latches

AQRL	Plastic Latch
ASSLL	SS Lockable Latch
ASSQL	SS Quick Release Latch
ATSS	SS Twist Latch

Hinged Inner Aluminum Panels

ASPK66	Hinged Panel Kit incl. AL Panel
ASPK86	Hinged Panel Kit incl. AL Panel
ASPK88	Hinged Panel Kit incl. AL Panel
ASPK108	Hinged Panel Kit incl. AL Panel
ASPK1010	Hinged Panel Kit incl. AL Panel
ASPK1210	Hinged Panel Kit incl. AL Panel
ASPK1412	Hinged Panel Kit incl. AL Panel
ASPK1614	Hinged Panel Kit incl. AL Panel
ASPK1816	Hinged Panel Kit incl. AL Panel
ASPHK6	Hinged Panel Kit w/o Panel
ASPHK8	Hinged Panel Kit w/o Panel
ASPHK10	Hinged Panel Kit w/o Panel
ASPHK12	Hinged Panel Kit w/o Panel
ASPHK14	Hinged Panel Kit w/o Panel
ASPHK16	Hinged Panel Kit w/o Panel
ASPHK18	Hinged Panel Kit w/o Panel



ARCA technical information

Property	Polycarbonate (PC)
Ingress Protection (EN 60529)	IP 66/67
Impact Resistance (EN 62262)	Impact rating per UL 508 / UL 50
Temperature Range Celsius	-40° . . 140°C
(short term) Fahrenheit	-40° . . 284°F
Temperature Range Celsius	-40° . . 80°C
(continuous) Fahrenheit	-40° . . 175°F
Electrical Insulation	Totally insulated ☐
Color	RAL 7035 - Light Gray
Cover screws and hardware	10-32, stainless steel
Accessory mounting screws	10-32, stainless steel
Gasket	Polyurethane, formed in place
Flammability rating	Enclosure flammability rating per UL 508
Toxicity	Non-Toxic, halogen free, RoHS compliant

Conformity to standards

USA Enclosures for Electrical Equipment
UL Type 4, 4X, 6, 6P, 12 and 13

NRTL Listing
Underwriters Laboratories UL
cUL Listed under UL 508
SGS FIMKO CE Conformity

RoHS directive 2002/95/EC

GostR - Gost Russian certificate of conformity

Data subject to change without notice.

*Consult separate raw material data for more detailed information

Fibox MNX

MNX enclosures pioneered using 2 component molding technology for electrical enclosures. These enclosures are designed to house and protect electrical and electronic components in hostile environments. The MNX range now exceeds over 260 variations.



MNX



Wide selection - More than 260 versions



Recess area for membranes



RoHS compliant and halogen-free

Polycarbonate enclosure

Please ask for Fibox mounting and machining service for terminal blocks and cable glands.

VERSATILE COVERS

Gray opaque or smoked transparent polycarbonate covers provide a stylish finish to any installed equipment. Tooling may be cost effectively changed to customize covers for volume OEM applications.

FIBOX MNX PCM

Enclosure features metric knock-outs molded in place for easy wiring.

SWING PANEL

FUNCTIONAL COVER SCREWS

The enclosure is supplied with corrosion free plastic cover screws. An optional wing head screw can be snapped in place for opening without tools. Gray covers are supplied with gray screws. Smoked transparent covers are supplied with black screws.

HINGED INNER PANEL

For instrumentation mounting, aluminum inner panels can be hinged right or left. Unique brackets allow mounting in either base or cover. The brackets permit mounting at variable depths.

RUGGED HINGE

An optional corrosion free hinge is available. Mounted on the outside, attaching hardware is hidden by decorative covers.

MEMBRANE KEYBOARD RECESS

The cover features a slightly recessed area ideal for overlays and membrane key pads. Special cover available for sizes 150 and 175.



MNX

PC 95L

3.9 x 3.9

UL Type 1, 4, 4X and 6

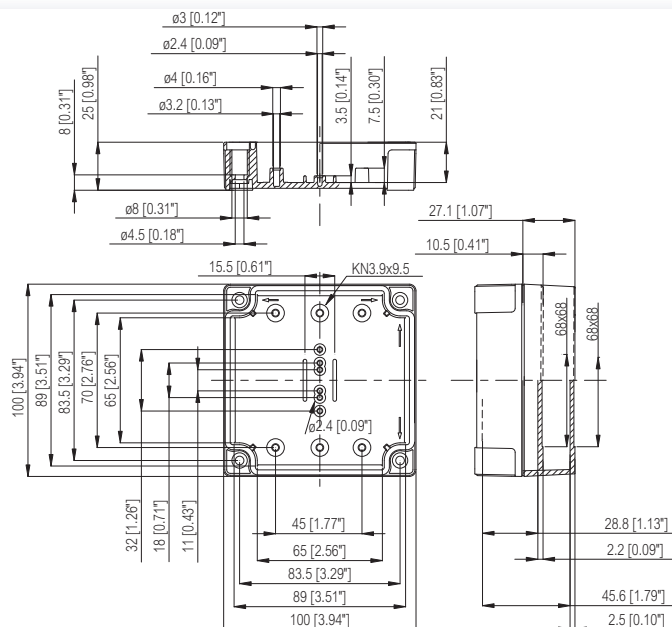
Including: Base with PUR gasket, cover with polyamide cover screws, and hardware screws for accessory mounting.

Enclosures

Order symbol	UL Order symbol	Dimensions inch	Dimensions mm	Description
PC 95/35 LG	UL PC 95/35 LG	3.9 x 3.9 x 1.4	100 x 100 x 35	Enclosure, PC • Opaque cover
PC 95/50 LG	UL PC 95/50 LG	3.9 x 3.9 x 2	100 x 100 x 50	Enclosure, PC • Opaque cover
PC 95/35 LT	UL PC 95/35 LT	3.9 x 3.9 x 1.4	100 x 100 x 35	Enclosure, PC • Smoked transparent cover
PC 95/50 LT	UL PC 95/50 LT	3.9 x 3.9 x 2	100 x 100 x 50	Enclosure, PC • Smoked transparent cover

Accessories

Order symbol	Dimensions inch	Dimensions mm	Description
MIV 95	2.6 x 3.1	66 x 80	Back Panel (Galvanized steel)
B-3	1.4 x 3.1	35 x 80	DIN-35 Mounting rail
FP 22046			Mounting foot kit (4 pcs) • incl. screws



MNX PC 95H

3.9 x 3.9

UL Type 1, 4, 4X and 6

Including: Base with PUR gasket, cover with polyamide cover screws, and hardware screws for accessory mounting.

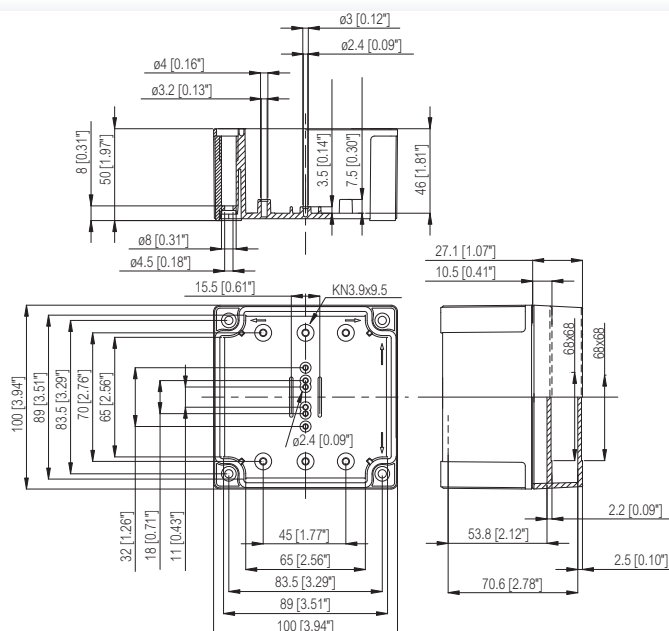


Enclosures

Order symbol	UL Order symbol	Dimensions inch	Dimensions mm	Description
PC 95/60 HG	UL PC 95/60 HG	3.9 x 3.9 x 2.4	100 x 100 x 60	Enclosure, PC ▪ Opaque cover
PC 95/75 HG	UL PC 95/75 HG	3.9 x 3.9 x 3	100 x 100 x 75	Enclosure, PC ▪ Opaque cover
PC 95/60 HT	UL PC 95/60 HT	3.9 x 3.9 x 2.4	100 x 100 x 60	Enclosure, PC ▪ Smoked transparent cover
PC 95/75 HT	UL PC 95/75 HT	3.9 x 3.9 x 3	100 x 100 x 75	Enclosure, PC ▪ Smoked transparent cover

Accessories

Order symbol	Dimensions inch	Dimensions mm	Description
MIV 95	2.6 x 3.1	66 x 80	Back Panel (Galvanized steel)
B-3	1.4 x 3.1	35 x 80	DIN-35 Mounting rail
FP 22046			Mounting foot kit (4 pcs) ▪ incl. screws





MNX PC 100L

5.1 x 3.1

UL Type 1, 4, 4X and 6

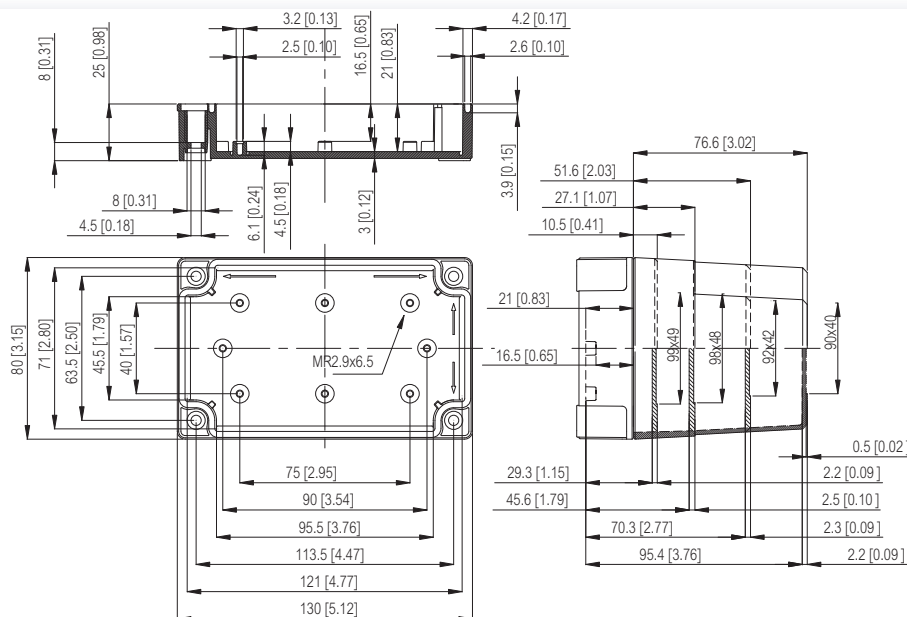
Including: Base with TPE gasket, cover with polyamide cover screws, and hardware screws for accessory mounting.

Enclosures

Order symbol	UL Order symbol	Dimensions inch	Dimensions mm	Description
PC 100/35 LG	UL PC 100/35 LG	5.1 x 3.1 x 1.4	130 x 80 x 35	Enclosure, PC • Opaque cover
PC 100/50 LG	UL PC 100/50 LG	5.1 x 3.1 x 2	130 x 80 x 50	Enclosure, PC • Opaque cover
PC 100/75 LG	UL PC 100/75 LG	5.1 x 3.1 x 3	130 x 80 x 75	Enclosure, PC • Opaque cover
PC 100/100 LG	UL PC 100/100 LG	5.1 x 3.1 x 3.9	130 x 80 x 100	Enclosure, PC • Opaque cover
PC 100/35 LT	UL PC 100/35 LT	5.1 x 3.1 x 1.4	130 x 80 x 35	Enclosure, PC • Smoked transparent cover
PC 100/50 LT	UL PC 100/50 LT	5.1 x 3.1 x 2	130 x 80 x 50	Enclosure, PC • Smoked transparent cover
PC 100/75 LT	UL PC 100/75 LT	5.1 x 3.1 x 3	130 x 80 x 75	Enclosure, PC • Smoked transparent cover
PC 100/100 LT	UL PC 100/100 LT	5.1 x 3.1 x 3.9	130 x 80 x 100	Enclosure, PC • Smoked transparent cover

Accessories

Order symbol	Dimensions inch	Dimensions mm	Description
MIV 100	3.9 x 1.9	98 x 48	Back Panel (Galvanized steel)
MIV 5	1.4 x 2	35 x 50	DIN-35 Mounting rail
MIV 10	1.4 x 3.9	35 x 100	DIN-35 Mounting rail
FP A 100/130	4.7 x 2.4	120 x 62	Front panel (Aluminum)
HFP 130			Front panel hinge series for FP A 100-125 • (2 pcs) incl. screws
FP 22046			Mounting foot kit (4 pcs) • incl. screws



5.1 x 3.1

UL Type 1, 4, 4X and 6

Including: Base with TPE gasket, cover with polyamide cover screws, and hardware screws for accessory mounting.

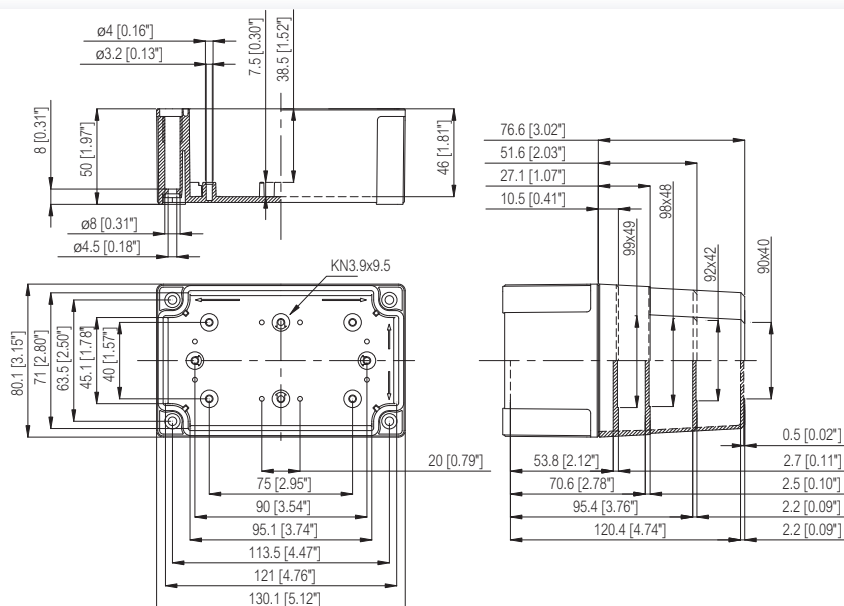


Enclosures

Order symbol	UL Order symbol	Dimensions inch	Dimensions mm	Description
PC 100/60 HG	UL PC 100/60 HG	5.1 x 3.1 x 2.4	130 x 80 x 60	Enclosure, PC ▪ Opaque cover
PC 100/75 HG	UL PC 100/75 HG	5.1 x 3.1 x 3	130 x 80 x 75	Enclosure, PC ▪ Opaque cover
PC 100/100 HG	UL PC 100/100 HG	5.1 x 3.1 x 3.9	130 x 80 x 100	Enclosure, PC ▪ Opaque cover
PC 100/125 HG	UL PC 100/125 HG	5.1 x 3.1 x 4.9	130 x 80 x 125	Enclosure, PC ▪ Opaque cover
PC 100/60 HT	UL PC 100/60 HT	5.1 x 3.1 x 2.4	130 x 80 x 60	Enclosure, PC ▪ Smoked transparent cover
PC 100/75 HT	UL PC 100/75 HT	5.1 x 3.1 x 3	130 x 80 x 75	Enclosure, PC ▪ Smoked transparent cover
PC 100/100 HT	UL PC 100/100 HT	5.1 x 3.1 x 3.9	130 x 80 x 100	Enclosure, PC ▪ Smoked transparent cover
PC 100/125 HT	UL PC 100/125 HT	5.1 x 3.1 x 4.9	130 x 80 x 125	Enclosure, PC ▪ Smoked transparent cover

Accessories

Order symbol	Dimensions inch	Dimensions mm	Description
MIV 100	3.9 x 1.9	98 x 48	Back Panel (Galvanized steel)
MIV 5	1.4 x 2	35 x 50	DIN-35 Mounting rail
MIV 10	1.4 x 3.9	35 x 100	DIN-35 Mounting rail
FP A 100/130	4.7 x 2.4	120 x 62	Front panel (Aluminum)
HFP 130			Front panel hinge series for FP A 100-125 ▪ (2 pcs) incl. screws
FP 22046			Mounting foot kit (4 pcs) ▪ incl. screws





UL Type 1, 4, 4X and 6

5.1 x 5.1

UL Type 1, 4, 4X and 6

Including: Base with TPE gasket, cover with polyamide cover screws, and hardware screws for accessory mounting.

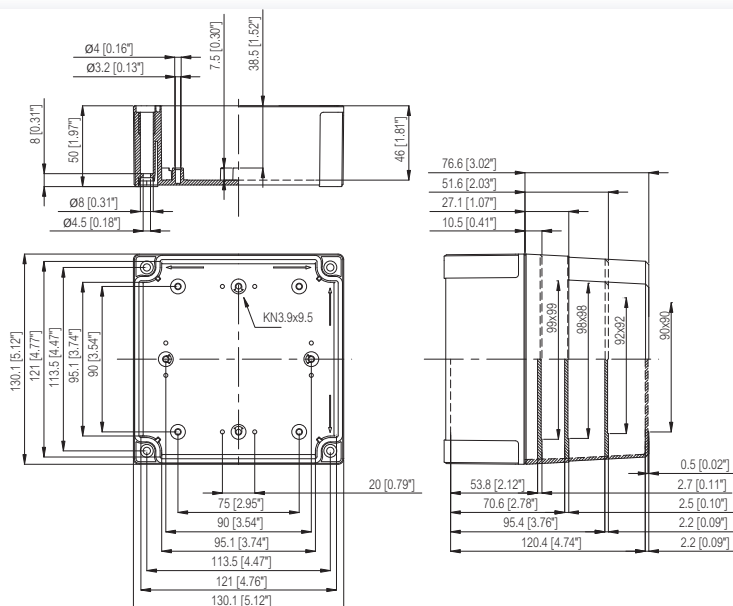


Enclosures

Order symbol	UL Order symbol	Dimensions inch	Dimensions mm	Description
PC 125/60 HG	UL PC 125/60 HG	5.1 x 5.1 x 2.4	130 x 130 x 60	Enclosure, PC ▪ Opaque cover
PC 125/75 HG	UL PC 125/75 HG	5.1 x 5.1 x 3	130 x 130 x 75	Enclosure, PC ▪ Opaque cover
PC 125/100 HG	UL PC 125/100 HG	5.1 x 5.1 x 3.9	130 x 130 x 100	Enclosure, PC ▪ Opaque cover
PC 125/125 HG	UL PC 125/125 HG	5.1 x 5.1 x 4.9	130 x 130 x 125	Enclosure, PC ▪ Opaque cover
PC 125/60 HT	UL PC 125/60 HT	5.1 x 5.1 x 2.4	130 x 130 x 60	Enclosure, PC ▪ Smoked transparent cover
PC 125/75 HT	UL PC 125/75 HT	5.1 x 5.1 x 3	130 x 130 x 75	Enclosure, PC ▪ Smoked transparent cover
PC 125/100 HT	UL PC 125/100 HT	5.1 x 5.1 x 3.9	130 x 130 x 100	Enclosure, PC ▪ Smoked transparent cover
PC 125/125 HT	UL PC 125/125 HT	5.1 x 5.1 x 4.9	130 x 130 x 125	Enclosure, PC ▪ Smoked transparent cover

Accessories

Order symbol	Dimensions inch	Dimensions mm	Description
MIV 125	3.9 x 3.9	98 x 98	Back Panel (Galvanized steel)
MIV 10	1.4 x 3.9	35 x 100	DIN-35 Mounting rail
FP A 125/130	4.7 x 4.4	120 x 112	Front panel (Aluminum)
HFP 130			Front panel hinge series for FP A 100-125 ▪ (2 pcs) incl. screws
FP 22046			Mounting foot kit (4 pcs) ▪ incl. screws





MNX PC 150L

7.1 x 5.1

UL Type 1, 4, 4X and 6

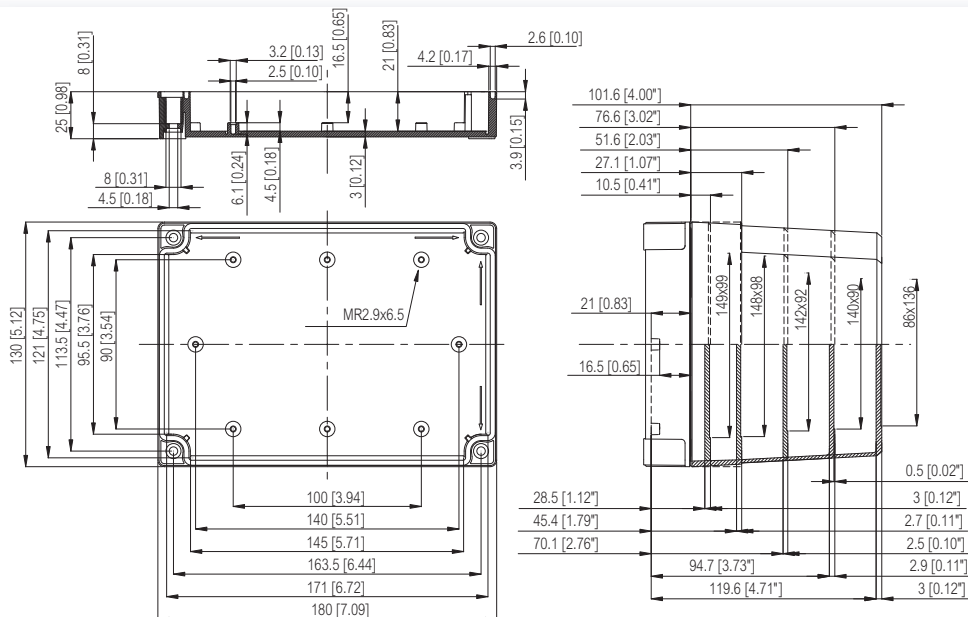
Including: Base with TPE gasket, cover with polyamide cover screws, and hardware screws for accessory mounting.

Enclosures

Order symbol	UL Order symbol	Dimensions inch	Dimensions mm	Description
PC 150/35 LG	UL PC 150/35 LG	7.1 x 5.1 x 1.4	180 x 130 x 35	Enclosure, PC • Opaque cover
PC 150/50 LG	UL PC 150/50 LG	7.1 x 5.1 x 2	180 x 130 x 50	Enclosure, PC • Opaque cover
PC 150/75 LG	UL PC 150/75 LG	7.1 x 5.1 x 3	180 x 130 x 75	Enclosure, PC • Opaque cover
PC 150/100 LG	UL PC 150/100 LG	7.1 x 5.1 x 3.9	180 x 130 x 100	Enclosure, PC • Opaque cover
PC 150/125 LG	UL PC 150/125 LG	7.1 x 5.1 x 4.9	180 x 130 x 125	Enclosure, PC • Opaque cover
PC 150/35 LT	UL PC 150/35 LT	7.1 x 5.1 x 1.4	180 x 130 x 35	Enclosure, PC • Smoked transparent cover
PC 150/50 LT	UL PC 150/50 LT	7.1 x 5.1 x 2	180 x 130 x 50	Enclosure, PC • Smoked transparent cover
PC 150/75 LT	UL PC 150/75 LT	7.1 x 5.1 x 3	180 x 130 x 75	Enclosure, PC • Smoked transparent cover
PC 150/100 LT	UL PC 150/100 LT	7.1 x 5.1 x 3.9	180 x 130 x 100	Enclosure, PC • Smoked transparent cover
PC 150/125 LT	UL PC 150/125 LT	7.1 x 5.1 x 4.9	180 x 130 x 125	Enclosure, PC • Smoked transparent cover

Accessories

Order symbol	Dimensions inch	Dimensions mm	Description
MIV 150	5.8 x 3.9	148 x 98	Back Panel (Galvanized steel)
MIV 10	1.4 x 3.9	35 x 100	DIN-35 Mounting rail
MIV 15	1.4 x 5.9	35 x 150	DIN-35 Mounting rail
FP A 150/180	6.7 x 4.4	170 x 112	Front panel (Aluminum)
HFP 180			Front panel hinge series for FP A 150-200 • (2 pcs) incl. screws
FP 22046			Mounting foot kit (4 pcs) • incl. screws



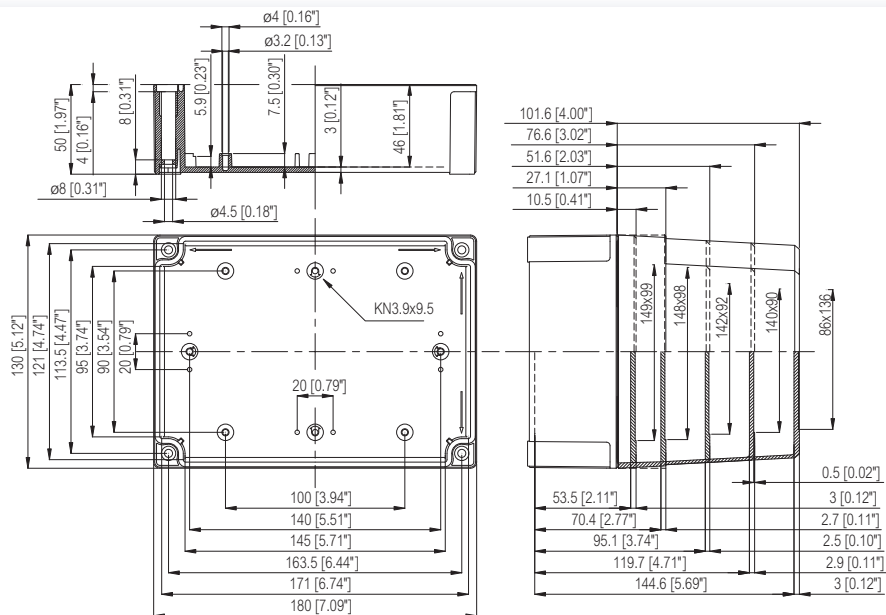
7.1 x 5.1

UL Type 1, 4, 4X and 6



Order symbol	UL Order symbol	Dimensions inch	Dimensions mm	Description
PC 150/60 HG	UL PC 150/60 HG	7.1 x 5.1 x 2.4	180 x 130 x 60	Enclosure, PC ▪ Opaque cover
PC 150/60 HF	UL PC 150/60 HF	7.1 x 5.1 x 2.4	180 x 130 x 60	Enclosure, PC ▪ Opaque membrane cover
PC 150/75 HG	UL PC 150/75 HG	7.1 x 5.1 x 3	180 x 130 x 75	Enclosure, PC ▪ Opaque cover
PC 150/100 HG	UL PC 150/100 HG	7.1 x 5.1 x 3.9	180 x 130 x 100	Enclosure, PC ▪ Opaque cover
PC 150/125 HG	UL PC 150/125 HG	7.1 x 5.1 x 4.9	180 x 130 x 125	Enclosure, PC ▪ Opaque cover
PC 150/150 HG	UL PC 150/150 HG	7.1 x 5.1 x 5.9	180 x 130 x 150	Enclosure, PC ▪ Opaque cover
PC 150/60 HT	UL PC 150/60 HT	7.1 x 5.1 x 2.4	180 x 130 x 60	Enclosure, PC ▪ Smoked transparent cover
PC 150/75 HT	UL PC 150/75 HT	7.1 x 5.1 x 3	180 x 130 x 75	Enclosure, PC ▪ Smoked transparent cover
PC 150/100 HT	UL PC 150/100 HT	7.1 x 5.1 x 3.9	180 x 130 x 100	Enclosure, PC ▪ Smoked transparent cover
PC 150/125 HT	UL PC 150/125 HT	7.1 x 5.1 x 4.9	180 x 130 x 125	Enclosure, PC ▪ Smoked transparent cover
PC 150/150 HT	UL PC 150/150 HT	7.1 x 5.1 x 5.9	180 x 130 x 150	Enclosure, PC ▪ Smoked transparent cover

Order symbol	Dimensions inch	Dimensions mm	Description
MIV 150	5.8 x 3.9	148 x 98	Back Panel (Galvanized steel)
MIV 10	1.4 x 3.9	35 x 100	DIN-35 Mounting rail
MIV 15	1.4 x 5.9	35 x 150	DIN-35 Mounting rail
FP A 150/180	6.7 x 4.4	170 x 112	Front panel (Aluminum)
HFP 180			Front panel hinge series for FP A 150-200 ▪ (2 pcs) incl. screws
FP 22046			Mounting foot kit (4 pcs) ▪ incl. screws





MNX PC 150XH

7.1 x 5.1

UL Type 1, 4, 4X and 6

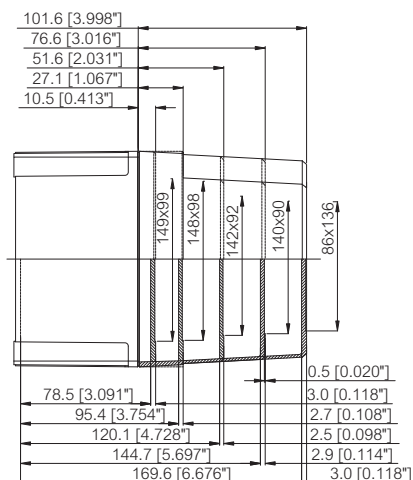
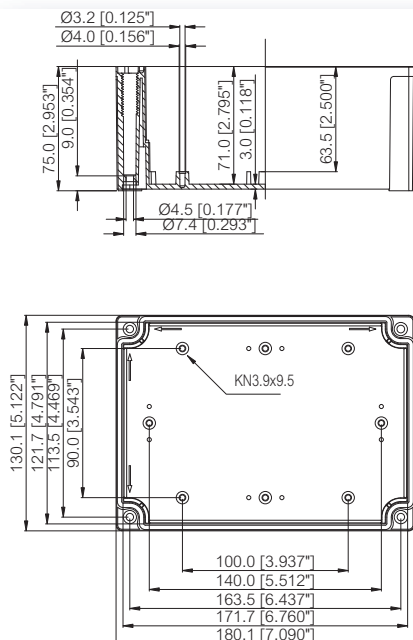
Including: Base with PUR gasket, cover with polyamide cover screws, and hardware screws for accessory mounting.

Enclosures

Order symbol	UL Order symbol	Dimensions inch	Dimensions mm	Description
PC 150/85 XHG	UL PC 150/85 XHG	7.1 x 5.1 x 3.3	180 x 130 x 85	Enclosure, PC • Opaque cover
PC 150/85 XHF	UL PC 150/85 XHF	7.1 x 5.1 x 3.3	180 x 130 x 85	Enclosure, PC • Opaque membrane cover
PC 150/100 XHG	UL PC 150/100 XHG	7.1 x 5.1 x 3.9	180 x 130 x 100	Enclosure, PC • Opaque cover
PC 150/125 XHG	UL PC 150/125 XHG	7.1 x 5.1 x 4.9	180 x 130 x 125	Enclosure, PC • Opaque cover
PC 150/150 XHG	UL PC 150/150 XHG	7.1 x 5.1 x 5.9	180 x 130 x 150	Enclosure, PC • Opaque cover
PC 150/175 XHG	UL PC 150/175 XHG	7.1 x 5.1 x 6.9	180 x 130 x 175	Enclosure, PC • Opaque cover
PC 150/85 XHT	UL PC 150/85 XHT	7.1 x 5.1 x 3.3	180 x 130 x 85	Enclosure, PC • Smoked transparent cover
PC 150/100 XHT	UL PC 150/100 XHT	7.1 x 5.1 x 3.9	180 x 130 x 100	Enclosure, PC • Smoked transparent cover
PC 150/125 XHT	UL PC 150/125 XHT	7.1 x 5.1 x 4.9	180 x 130 x 125	Enclosure, PC • Smoked transparent cover
PC 150/150 XHT	UL PC 150/150 XHT	7.1 x 5.1 x 5.9	180 x 130 x 150	Enclosure, PC • Smoked transparent cover
PC 150/175 XHT	UL PC 150/175 XHT	7.1 x 5.1 x 6.9	180 x 130 x 175	Enclosure, PC • Smoked transparent cover

Accessories

Order symbol	Dimensions inch	Dimensions mm	Description
MIV 150	5.8 x 3.9	148 x 98	Back Panel (Galvanized steel)
MIV 10	1.4 x 3.9	35 x 100	DIN-35 Mounting rail
MIV 15	1.4 x 5.9	35 x 150	DIN-35 Mounting rail
FP A 150/180	6.7 x 4.4	170 x 112	Front panel (Aluminum)
HFP 180			Front panel hinge series for FP A 150-200 • (2 pcs) incl. screws
FP 22046			Mounting foot kit (4 pcs) • incl. screws



MNX PC 175H

7.1 x 7.1

UL Type 1, 4, 4X and 6

Including: Base with TPE gasket, cover with polyamide cover screws, and hardware screws for accessory mounting.

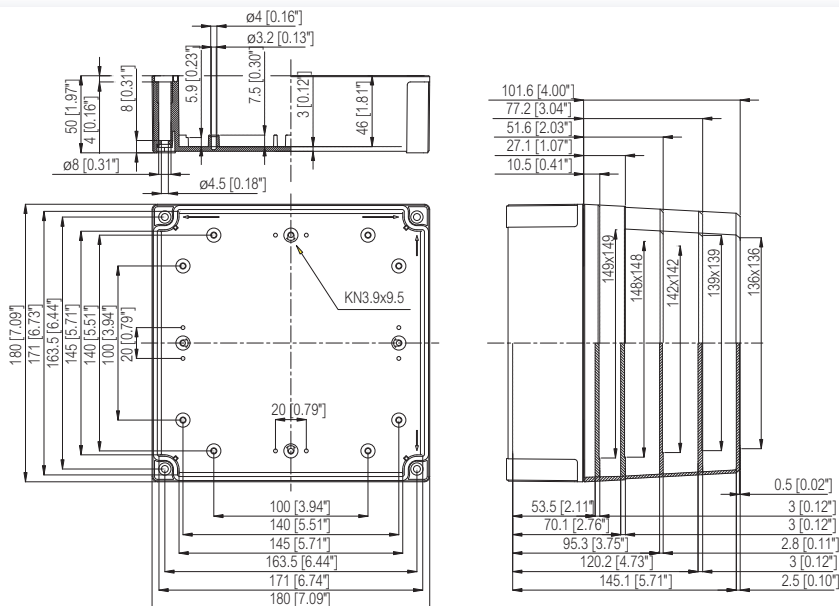


Enclosures

Order symbol	UL Order symbol	Dimensions inch	Dimensions mm	Description
PC 175/60 HG	UL PC 175/60 HG	7.1 x 7.1 x 2.4	180 x 180 x 60	Enclosure, PC ▪ Opaque cover
PC 175/75 HG	UL PC 175/75 HG	7.1 x 7.1 x 3	180 x 180 x 75	Enclosure, PC ▪ Opaque cover
PC 175/100 HG	UL PC 175/100 HG	7.1 x 7.1 x 3.9	180 x 180 x 100	Enclosure, PC ▪ Opaque cover
PC 175/125 HG	UL PC 175/125 HG	7.1 x 7.1 x 4.9	180 x 180 x 125	Enclosure, PC ▪ Opaque cover
PC 175/150 HG	UL PC 175/150 HG	7.1 x 7.1 x 5.9	180 x 180 x 150	Enclosure, PC ▪ Opaque cover
PC 175/60 HT	UL PC 175/60 HT	7.1 x 7.1 x 2.4	180 x 180 x 60	Enclosure, PC ▪ Smoked transparent cover
PC 175/75 HT	UL PC 175/75 HT	7.1 x 7.1 x 3	180 x 180 x 75	Enclosure, PC ▪ Smoked transparent cover
PC 175/100 HT	UL PC 175/100 HT	7.1 x 7.1 x 3.9	180 x 180 x 100	Enclosure, PC ▪ Smoked transparent cover
PC 175/125 HT	UL PC 175/125 HT	7.1 x 7.1 x 4.9	180 x 180 x 125	Enclosure, PC ▪ Smoked transparent cover
PC 175/150 HT	UL PC 175/150 HT	7.1 x 7.1 x 5.9	180 x 180 x 150	Enclosure, PC ▪ Smoked transparent cover

Accessories

Order symbol	Dimensions inch	Dimensions mm	Description
MIV 175	5.8 x 5.8	148 x 148	Back Panel (Galvanized steel)
MIV 15	1.4 x 5.9	35 x 150	DIN-35 Mounting rail
FP A 175/180	6.7 x 6.4	170 x 162	Front panel (Aluminum)
HFP 180			Front panel hinge series for FP A 150-200 ▪ (2 pcs) incl. screws
FP 22046			Mounting foot kit (4 pcs) ▪ incl. screws





MNX PC 175XH

7.1 x 7.1

UL Type 1, 4, 4X and 6

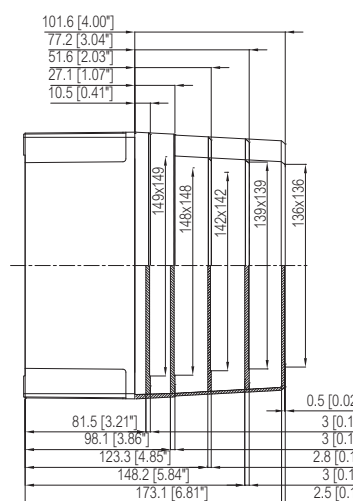
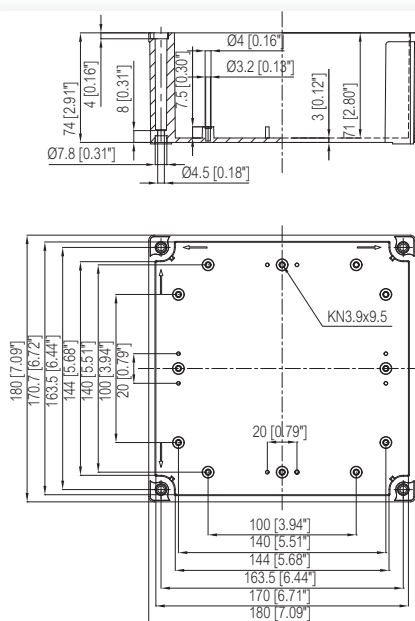
Including: Base with PUR gasket, screws for mounting plate/DIN-rail and cover with polyamide cover screws.

Enclosures

Order symbol	Order symbol UL	Dimensions inch	Dimensions mm	Description
PC 175/85 XHG	UL PC 175/85 XHG	7.1 x 7.1 x 3.3	180 x 180 x 85	Enclosure, PC • Opaque cover
PC 175/100 XHG	UL PC 175/100 XHG	7.1 x 7.1 x 3.9	180 x 180 x 100	Enclosure, PC • Opaque cover
PC 175/125 XHG	UL PC 175/125 XHG	7.1 x 7.1 x 4.9	180 x 180 x 125	Enclosure, PC • Opaque cover
PC 175/150 XHG	UL PC 175/150 XHG	7.1 x 7.1 x 5.9	180 x 180 x 150	Enclosure, PC • Opaque cover
PC 175/175 XHG	UL PC 175/175 XHG	7.1 x 7.1 x 6.9	180 x 180 x 175	Enclosure, PC • Opaque cover
PC 175/85 XHT	UL PC 175/85 XHT	7.1 x 7.1 x 3.3	180 x 180 x 85	Enclosure, PC • Smoked transparent cover
PC 175/100 XHT	UL PC 175/100 XHT	7.1 x 7.1 x 3.9	180 x 180 x 100	Enclosure, PC • Smoked transparent cover
PC 175/125 XHT	UL PC 175/125 XHT	7.1 x 7.1 x 4.9	180 x 180 x 125	Enclosure, PC • Smoked transparent cover
PC 175/150 XHT	UL PC 175/150 XHT	7.1 x 7.1 x 5.9	180 x 180 x 150	Enclosure, PC • Smoked transparent cover
PC 175/175 XHT	UL PC 175/175 XHT	7.1 x 7.1 x 6.9	180 x 180 x 175	Enclosure, PC • Smoked transparent cover

Accessories

Order symbol	Dimensions inch	Dimensions mm	Description
MIV 175	5.8 x 5.8	148 x 148	Back Panel (Galvanized steel)
MIV 15	1.4 x 5.9	35 x 150	DIN-35 Mounting rail
FP A 175/180	6.7 x 6.4	170 x 162	Front panel (Aluminum)
HFP 180			Front panel hinge series for FP A 150-200 • (2 pcs) incl. screws
FP 22046			Mounting foot kit (4 pcs) • incl. screws



10.0 x 7.1

UL Type 1, 4, 4X and 6

Including: Base with TPE gasket, cover with polyamide cover screws, and hardware screws for accessory mounting.

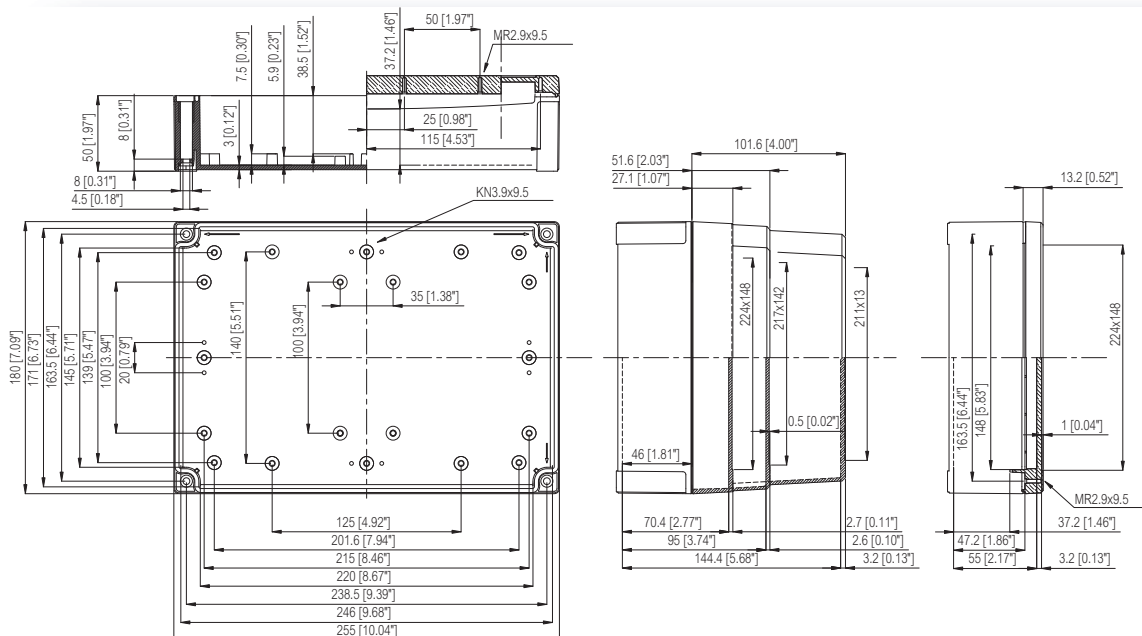


Enclosures

Order symbol	UL Order symbol	Dimensions inch	Dimensions mm	Description
PC 200/63 HG	UL PC 200/63 HG	10 x 7.1 x 2.5	255 x 180 x 63	Enclosure, PC ▪ Opaque cover
PC 200/75 HG	UL PC 200/75 HG	10 x 7.1 x 3	255 x 180 x 75	Enclosure, PC ▪ Opaque cover
PC 200/100 HG	UL PC 200/100 HG	10 x 7.1 x 3.9	255 x 180 x 100	Enclosure, PC ▪ Opaque cover
PC 200/150 HG	UL PC 200/150 HG	10 x 7.1 x 5.9	255 x 180 x 150	Enclosure, PC ▪ Opaque cover
PC 200/63 HT	UL PC 200/63 HT	10 x 7.1 x 2.5	255 x 180 x 63	Enclosure, PC ▪ Smoked transparent cover
PC 200/75 HT	UL PC 200/75 HT	10 x 7.1 x 3	255 x 180 x 75	Enclosure, PC ▪ Smoked transparent cover
PC 200/100 HT	UL PC 200/100 HT	10 x 7.1 x 3.9	255 x 180 x 100	Enclosure, PC ▪ Smoked transparent cover
PC 200/150 HT	UL PC 200/150 HT	10 x 7.1 x 5.9	255 x 180 x 150	Enclosure, PC ▪ Smoked transparent cover

Accessories

Order symbol	Dimensions inch	Dimensions mm	Description
MIV 200	8.8 x 5.8	223 x 148	Back Panel (Galvanized steel)
MIV 15	1.4 x 5.9	35 x 150	DIN-35 Mounting rail
MIV 20	1.4 x 8.9	35 x 225	DIN-35 Mounting rail
FP A 200/180	9.3 x 6.7	237 x 170	Front panel (Aluminum)
HFP 180			Front panel hinge series for FP A 150-200 ▪ (2 pcs) incl. screws
FP 22046			Mounting foot kit (4 pcs) ▪ incl. screws





MNX PC 200XH

10.0 x 7.1

UL Type 1, 4, 4X and 6

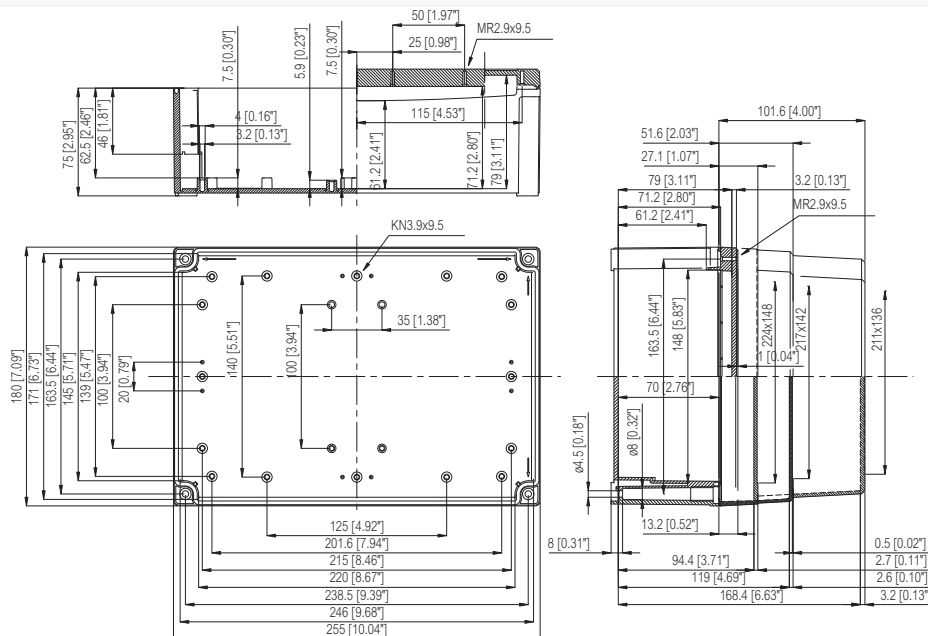
Including: Base with PUR gasket, cover with polyamide cover screws, and hardware screws for accessory mounting.

Enclosures

Order symbol	UL Order symbol	Dimensions inch	Dimensions mm	Description
PC 200/88 XHG	UL PC 200/88 XHG	10 x 7.1 x 3.5	255 x 180 x 88	Enclosure, PC • Opaque cover
PC 200/100 XHG	UL PC 200/100 XHG	10 x 7.1 x 3.9	255 x 180 x 100	Enclosure, PC • Opaque cover
PC 200/125 XHG	UL PC 200/125 XHG	10 x 7.1 x 4.9	255 x 180 x 125	Enclosure, PC • Opaque cover
PC 200/175 XHG	UL PC 200/175 XHG	10 x 7.1 x 6.9	255 x 180 x 175	Enclosure, PC • Opaque cover
PC 200/88 XHT	UL PC 200/88 XHT	10 x 7.1 x 3.5	255 x 180 x 88	Enclosure, PC • Smoked transparent cover
PC 200/100 XHT	UL PC 200/100 XHT	10 x 7.1 x 3.9	255 x 180 x 100	Enclosure, PC • Smoked transparent cover
PC 200/125 XHT	UL PC 200/125 XHT	10 x 7.1 x 4.9	255 x 180 x 125	Enclosure, PC • Smoked transparent cover
PC 200/175 XHT	UL PC 200/175 XHT	10 x 7.1 x 6.9	255 x 180 x 175	Enclosure, PC • Smoked transparent cover

Accessories

Order symbol	Dimensions inch	Dimensions mm	Description
MIV 200	8.8 x 5.8	223 x 148	Back Panel (Galvanized steel)
MIV 15	1.4 x 5.9	35 x 150	DIN-35 Mounting rail
MIV 20	1.4 x 8.9	35 x 225	DIN-35 Mounting rail
FP A 200/180	9.3 x 6.7	237 x 170	Front panel (Aluminum)
HFP 180			Front panel hinge series for FP A 150-200 • (2 pcs) incl. screws
FP 22046			Mounting foot kit (4 pcs) • incl. screws



NEMA 1, 4, 4X and 6

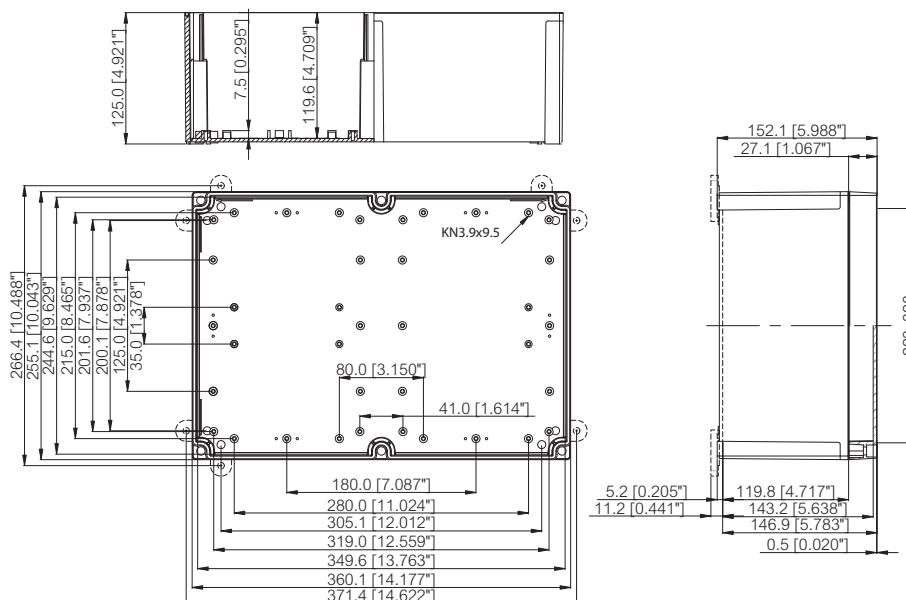
Including: Base with PUR gasket, cover with polyamide cover screws, and hardware screws for accessory mounting.

Enclosures

Order symbol	Dimensions inch	Dimensions mm	Description
PC 300/150 ZG	14.2 x 10 x 6	360 x 255 x 152	Enclosure, PC ▪ Opaque cover
PC 300/150 ZT	14.2 x 10 x 6	360 x 255 x 152	Enclosure, PC ▪ Smoked transparent cover

Accessories

Order symbol	Dimensions inch	Dimensions mm	Description
MIV 300	13 x 8.9	330 x 225	Back Panel (Galvanized steel)
MIV 200	8.8 x 5.8	223 x 148	Back Panel (Galvanized steel)
MIV 150	5.8 x 3.9	148 x 98	Back Panel (Galvanized steel)
MIV 30	1.4 x 13	35 x 329	DIN-35 Mounting rail
MIV 20	1.4 x 8.9	35 x 225	DIN-35 Mounting rail
MIV 15	1.4 x 5.9	35 x 150	DIN-35 Mounting rail
FP 10674			Mounting foot kit (2 pcs) ▪ incl. screws





UL Type 1, 4, 4X and 6

5.1 x 3.1

UL Type 1, 4, 4X and 6

Including: Base with metric knock-outs and TPE gasket, cover with polyamide cover screws, and hardware screws for accessory mounting.

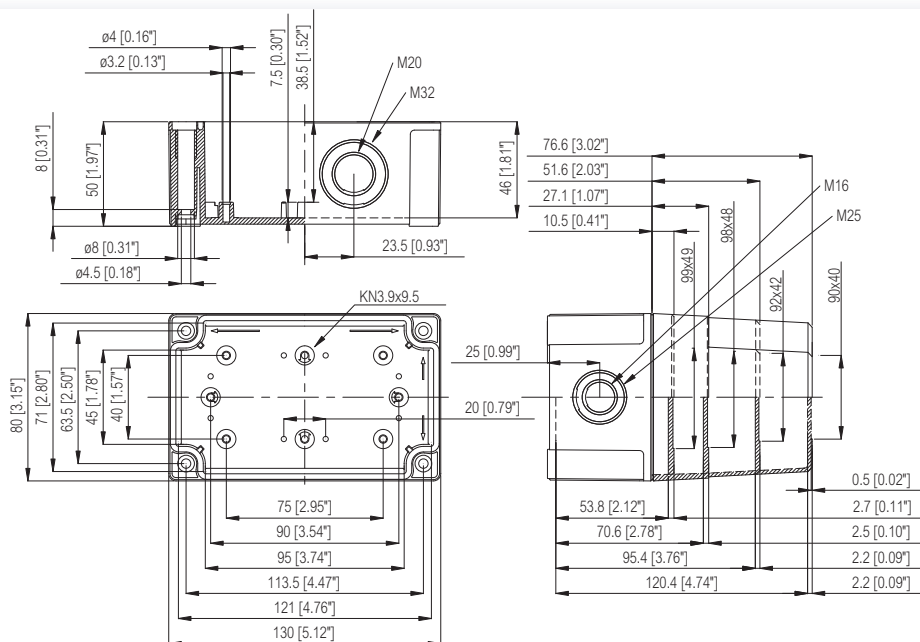


Enclosures

Order symbol	UL Order symbol	Dimensions inch	Dimensions mm	Description
PCM 100/60 G	UL PCM 100/60 G	5.1 x 3.1 x 2.4	130 x 80 x 60	Enclosure, PC ▪ Opaque cover
PCM 100/75 G	UL PCM 100/75 G	5.1 x 3.1 x 3	130 x 80 x 75	Enclosure, PC ▪ Opaque cover
PCM 100/100 G	UL PCM 100/100 G	5.1 x 3.1 x 3.9	130 x 80 x 100	Enclosure, PC ▪ Opaque cover
PCM 100/125 G	UL PCM 100/125 G	5.1 x 3.1 x 4.9	130 x 80 x 125	Enclosure, PC ▪ Opaque cover
PCM 100/60 T	UL PCM 100/60 T	5.1 x 3.1 x 2.4	130 x 80 x 60	Enclosure, PC ▪ Smoked transparent cover
PCM 100/75 T	UL PCM 100/75 T	5.1 x 3.1 x 3	130 x 80 x 75	Enclosure, PC ▪ Smoked transparent cover
PCM 100/100 T	UL PCM 100/100 T	5.1 x 3.1 x 3.9	130 x 80 x 100	Enclosure, PC ▪ Smoked transparent cover
PCM 100/125 T	UL PCM 100/125 T	5.1 x 3.1 x 4.9	130 x 80 x 125	Enclosure, PC ▪ Smoked transparent cover

Accessories

Order symbol	Dimensions inch	Dimensions mm	Description
MIV 100	3.9 x 1.9	98 x 48	Back Panel (Galvanized steel)
MIV 5	1.4 x 2	35 x 50	DIN-35 Mounting rail
MIV 10	1.4 x 3.9	35 x 100	DIN-35 Mounting rail
FP A 100/130	4.7 x 2.4	120 x 62	Front panel (Aluminum)
HFP 130			Front panel hinge series for FP A 100-125 ▪ (2 pcs) incl. screws
FP 22046			Mounting foot kit (4 pcs) ▪ incl. screws





UL Type 1, 4, 4X and 6

MNX PCM 150

7.1 x 5.1

UL Type 1, 4, 4X and 6

Including: Base with metric knock-outs and TPE gasket, cover with polyamide cover screws, and hardware screws for accessory mounting.

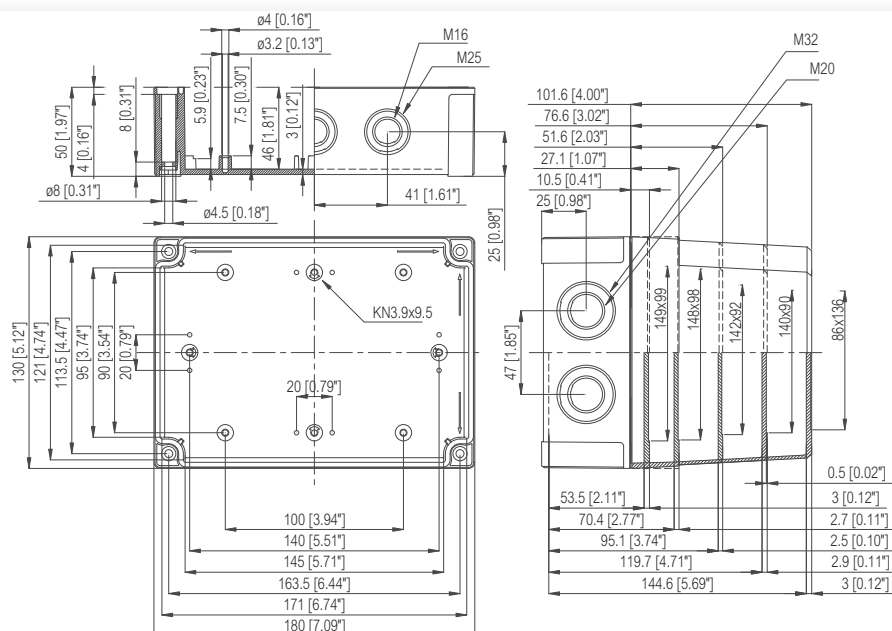


Enclosures

Order symbol	UL Order symbol	Dimensions inch	Dimensions mm	Description
PCM 150/60 G	UL PCM 150/60 G	7.1 x 5.1 x 2.4	180 x 130 x 60	Enclosure, PC ▪ Opaque cover
PCM 150/75 G	UL PCM 150/75 G	7.1 x 5.1 x 3	180 x 130 x 75	Enclosure, PC ▪ Opaque cover
PCM 150/100 G	UL PCM 150/100 G	7.1 x 5.1 x 3.9	180 x 130 x 100	Enclosure, PC ▪ Opaque cover
PCM 150/125 G	UL PCM 150/125 G	7.1 x 5.1 x 4.9	180 x 130 x 125	Enclosure, PC ▪ Opaque cover
PCM 150/150 G	UL PCM 150/150 G	7.1 x 5.1 x 5.9	180 x 130 x 150	Enclosure, PC ▪ Opaque cover
PCM 150/60 T	UL PCM 150/60 T	7.1 x 5.1 x 2.4	180 x 130 x 60	Enclosure, PC ▪ Smoked transparent cover
PCM 150/75 T	UL PCM 150/75 T	7.1 x 5.1 x 3	180 x 130 x 75	Enclosure, PC ▪ Smoked transparent cover
PCM 150/100 T	UL PCM 150/100 T	7.1 x 5.1 x 3.9	180 x 130 x 100	Enclosure, PC ▪ Smoked transparent cover
PCM 150/125 T	UL PCM 150/125 T	7.1 x 5.1 x 4.9	180 x 130 x 125	Enclosure, PC ▪ Smoked transparent cover
PCM 150/150 T	UL PCM 150/150 T	7.1 x 5.1 x 5.9	180 x 130 x 150	Enclosure, PC ▪ Smoked transparent cover

Accessories

Order symbol	Dimensions inch	Dimensions mm	Description
MIV 150	5.8 x 3.9	148 x 98	Back Panel (Galvanized steel)
MIV 10	1.4 x 3.9	35 x 100	DIN-35 Mounting rail
MIV 15	1.4 x 5.9	35 x 150	DIN-35 Mounting rail
FP A 150/180	6.7 x 4.4	170 x 112	Front panel (Aluminum)
HFP 180			Front panel hinge series for FP A 150-200 ▪ (2 pcs) incl. screws
FP 22046			Mounting foot kit (4 pcs) ▪ incl. screws





MNX

PCM 150X

7.1 x 5.1

UL Type 1, 4, 4X and 6

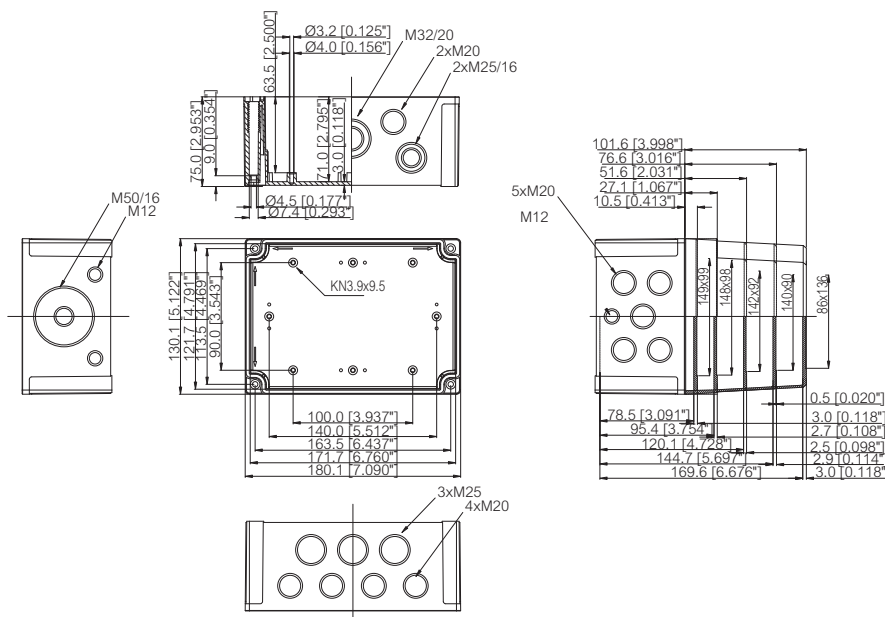
Including: Base with metric knock-outs and PUR gasket, cover with polyamide cover screws, and hardware screws for accessory mounting.

Enclosures

Order symbol	UL Order symbol	Dimensions inch	Dimensions mm	Description
PCM 150/85 XG	UL PCM 150/85 XG	7.1 x 5.1 x 3.3	180 x 130 x 85	Enclosure, PC • Opaque cover
PCM 150/100 XG	UL PCM 150/100 XG	7.1 x 5.1 x 3.9	180 x 130 x 100	Enclosure, PC • Opaque cover
PCM 150/125 XG	UL PCM 150/125 XG	7.1 x 5.1 x 4.9	180 x 130 x 125	Enclosure, PC • Opaque cover
PCM 150/150 XG	UL PCM 150/150 XG	7.1 x 5.1 x 5.9	180 x 130 x 150	Enclosure, PC • Opaque cover
PCM 150/175 XG	UL PCM 150/175 XG	7.1 x 5.1 x 6.9	180 x 130 x 175	Enclosure, PC • Opaque cover
PCM 150/85 XT	UL PCM 150/85 XT	7.1 x 5.1 x 3.3	180 x 130 x 85	Enclosure, PC • Smoked transparent cover
PCM 150/100 XT	UL PCM 150/100 XT	7.1 x 5.1 x 3.9	180 x 130 x 100	Enclosure, PC • Smoked transparent cover
PCM 150/125 XT	UL PCM 150/125 XT	7.1 x 5.1 x 4.9	180 x 130 x 125	Enclosure, PC • Smoked transparent cover
PCM 150/150 XT	UL PCM 150/150 XT	7.1 x 5.1 x 5.9	180 x 130 x 150	Enclosure, PC • Smoked transparent cover
PCM 150/175 XT	UL PCM 150/175 XT	7.1 x 5.1 x 6.9	180 x 130 x 175	Enclosure, PC • Smoked transparent cover

Accessories

Order symbol	Dimensions inch	Dimensions mm	Description
MIV 150	5.8 x 3.9	148 x 98	Back Panel (Galvanized steel)
MIV 10	1.4 x 3.9	35 x 100	DIN-35 Mounting rail
MIV 15	1.4 x 5.9	35 x 150	DIN-35 Mounting rail
FP A 150/180	6.7 x 4.4	170 x 112	Front panel (Aluminum)
HFP 180			Front panel hinge series for FP A 150-200 • (2 pcs) incl. screws
FP 22046			Mounting foot kit (4 pcs) • incl. screws



MNX PCM 175

7.1 x 7.1

UL Type 1, 4, 4X and 6

Including: Base with metric knock-outs and TPE gasket, cover with polyamide cover screws, and hardware screws for accessory mounting.

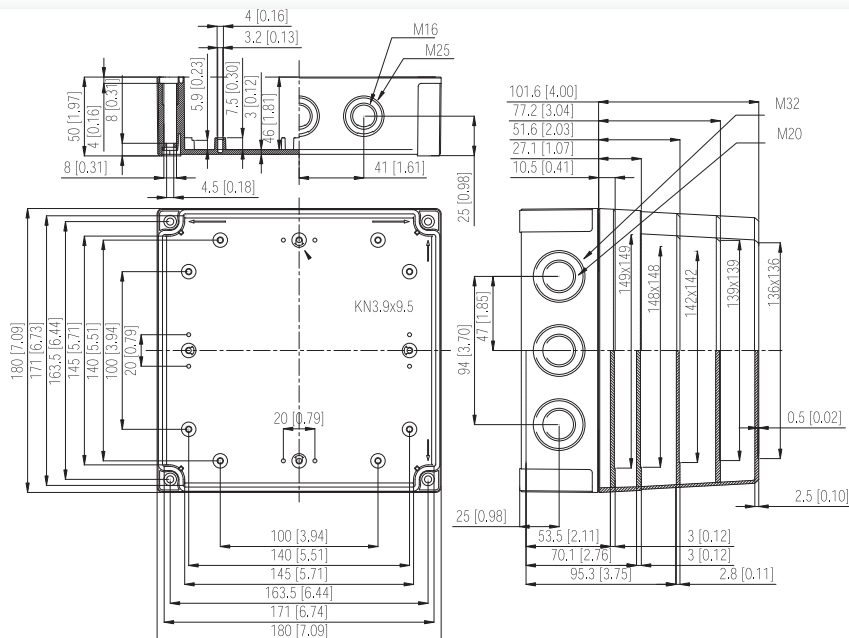


Enclosures

Order symbol	UL Order symbol	Dimensions inch	Dimensions mm	Description
PCM 175/60 G	UL PCM 175/60 G	7.1 x 7.1 x 2.4	180 x 180 x 60	Enclosure, PC ▪ Opaque cover
PCM 175/75 G	UL PCM 175/75 G	7.1 x 7.1 x 3	180 x 180 x 75	Enclosure, PC ▪ Opaque cover
PCM 175/100 G	UL PCM 175/100 G	7.1 x 7.1 x 3.9	180 x 180 x 100	Enclosure, PC ▪ Opaque cover
PCM 175/125 G	UL PCM 175/125 G	7.1 x 7.1 x 4.9	180 x 180 x 125	Enclosure, PC ▪ Opaque cover
PCM 175/150 G	UL PCM 175/150 G	7.1 x 7.1 x 5.9	180 x 180 x 150	Enclosure, PC ▪ Opaque cover
PCM 175/60 T	UL PCM 175/60 T	7.1 x 7.1 x 2.4	180 x 180 x 60	Enclosure, PC ▪ Smoked transparent cover
PCM 175/75 T	UL PCM 175/75 T	7.1 x 7.1 x 3	180 x 180 x 75	Enclosure, PC ▪ Smoked transparent cover
PCM 175/100 T	UL PCM 175/100 T	7.1 x 7.1 x 3.9	180 x 180 x 100	Enclosure, PC ▪ Smoked transparent cover
PCM 175/125 T	UL PCM 175/125 T	7.1 x 7.1 x 4.9	180 x 180 x 125	Enclosure, PC ▪ Smoked transparent cover
PCM 175/150 T	UL PCM 175/150 T	7.1 x 7.1 x 5.9	180 x 180 x 150	Enclosure, PC ▪ Smoked transparent cover

Accessories

Order symbol	Dimensions inch	Dimensions mm	Description
MIV 175	5.8 x 5.8	148 x 148	Back Panel (Galvanized steel)
MIV 15	1.4 x 5.9	35 x 150	DIN-35 Mounting rail
FP A 175/180	6.7 x 6.4	170 x 162	Front panel (Aluminum)
HFP 180			Front panel hinge series for FP A 150-200 ▪ (2 pcs) incl. screws
FP 22046			Mounting foot kit (4 pcs) ▪ incl. screws





UL Type 1, 4, 4X and 6

Enclosures

Accessories

Technical drawing showing the front and side views of a rectangular metal plate with various dimensions and hole specifications.

Front View Dimensions:

- Overall width: 180 [7.09"]
- Overall height: 170 [6.72"]
- Top edge features:
 - Left corner hole: Ø4 [0.16"]
 - Top edge hole: Ø3.2 [0.13"]
 - Top edge hole: 3 [0.12"]
 - Top edge hole: 7.5 [0.30"]
 - Top edge hole: 47 [1.85"]
- Internal dimensions:
 - Top edge hole: 74 [2.91"]
 - Top edge hole: 40 [1.6"]
 - Top edge hole: 8 [0.31"]
 - Top edge hole: 7.5 [0.30"]
 - Top edge hole: 3 [0.12"]
 - Top edge hole: 7.5 [0.30"]
 - Top edge hole: 47 [1.85"]
 - Top edge hole: 55.3 [2.18"]
- Internal hole specifications:
 - M40-M32-M20
 - KN3.9x9.5
 - 20 [0.79"]
 - 100 [3.94"]
 - 140 [5.51"]
 - 144 [5.68"]
 - 163.5 [6.44"]
 - 170 [6.71"]
 - 180 [7.09"]
- Bottom edge features:
 - Bottom edge hole: 23 [0.91"]
 - Bottom edge hole: 35 [1.38"]

Side View Dimensions:

- Overall width: 119.6 [4.71"]
- Overall height: 136 [5.35"]
- Top edge features:
 - Top edge hole: 101.6 [4.00"]
 - Top edge hole: 77.2 [3.04"]
 - Top edge hole: 51.6 [2.03"]
 - Top edge hole: 27.1 [1.07"]
 - Top edge hole: 10.5 [0.41"]
- Internal dimensions:
 - Top edge hole: 24 [0.95"]
 - Top edge hole: 13.9 [0.55"]
 - Top edge hole: 55 [2.17"]
 - Top edge hole: 105 [4.13"]
 - Top edge hole: 68 [2.68"]
 - Top edge hole: 35 [1.38"]
 - Top edge hole: 149.1 [4.9"]
 - Top edge hole: 148x148
 - Top edge hole: 142x142
 - Top edge hole: 139x139
 - Top edge hole: 136x136
- Internal hole specifications:
 - M25
 - M12
 - M20
 - 81.5 [3.21"]
 - 98.1 [3.86"]
 - 123.3 [4.85"]
 - 148.2 [5.84"]
 - 173.1 [6.81"]
 - 0.5 [0.02"]
 - 3.0 [0.12"]
 - 3.0 [0.12"]
 - 2.8 [0.11"]
 - 3.0 [0.12"]
 - 2.5 [0.10"]

MNX PCM 200

10.0 x 7.1

UL Type 1, 4, 4X and 6

Including: Base with metric knock-outs and TPE gasket, cover with polyamide cover screws, and hardware screws for accessory mounting.

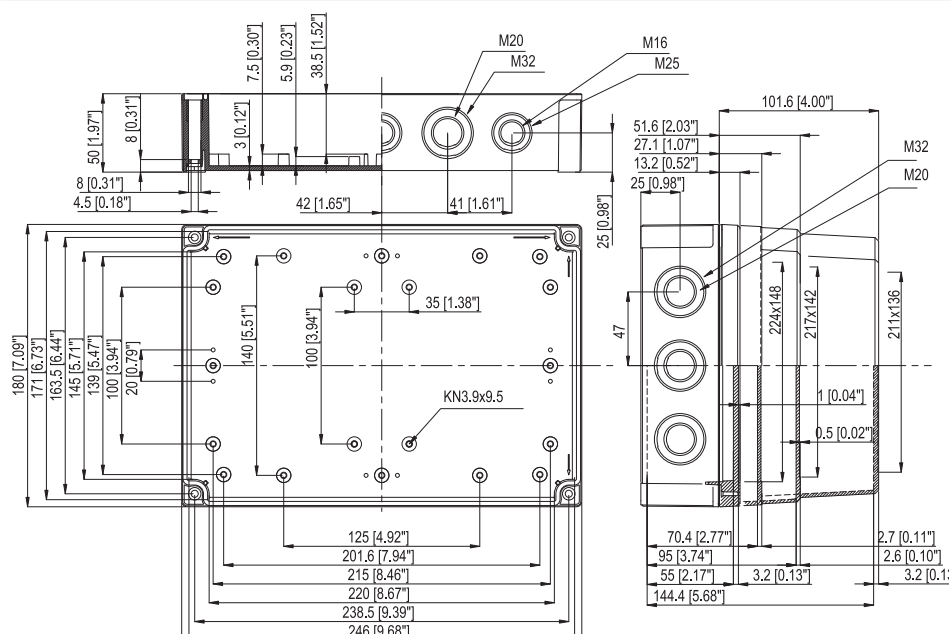


Enclosures

Order symbol	UL Order symbol	Dimensions inch	Dimensions mm	Description
PCM 200/63 G	UL PCM 200/63 G	10 x 7.1 x 2.5	255 x 180 x 63	Enclosure, PC ▪ Opaque cover
PCM 200/75 G	UL PCM 200/75 G	10 x 7.1 x 3	255 x 180 x 75	Enclosure, PC ▪ Opaque cover
PCM 200/100 G	UL PCM 200/100 G	10 x 7.1 x 3.9	255 x 180 x 100	Enclosure, PC ▪ Opaque cover
PCM 200/150 G	UL PCM 200/150 G	10 x 7.1 x 5.9	255 x 180 x 150	Enclosure, PC ▪ Opaque cover
PCM 200/63 T	UL PCM 200/63 T	10 x 7.1 x 2.5	255 x 180 x 63	Enclosure, PC ▪ Smoked transparent cover
PCM 200/75 T	UL PCM 200/75 T	10 x 7.1 x 3	255 x 180 x 75	Enclosure, PC ▪ Smoked transparent cover
PCM 200/100 T	UL PCM 200/100 T	10 x 7.1 x 3.9	255 x 180 x 100	Enclosure, PC ▪ Smoked transparent cover
PCM 200/150 T	UL PCM 200/150 T	10 x 7.1 x 5.9	255 x 180 x 150	Enclosure, PC ▪ Smoked transparent cover

Accessories

Order symbol	Dimensions inch	Dimensions mm	Description
MIV 200	8.8 x 5.8	223 x 148	Back Panel (Galvanized steel)
MIV 15	1.4 x 5.9	35 x 150	DIN-35 Mounting rail
MIV 20	1.4 x 8.9	35 x 225	DIN-35 Mounting rail
FP A 200/180	9.3 x 6.7	237 x 170	Front panel (Aluminum)
HFP 180			Front panel hinge series for FP A 150-200 ▪ (2 pcs) incl. screws
FP 22046			Mounting foot kit (4 pcs) ▪ incl. screws





MNX PCM 200X

10.0 x 7.1

UL Type 1, 4, 4X and 6

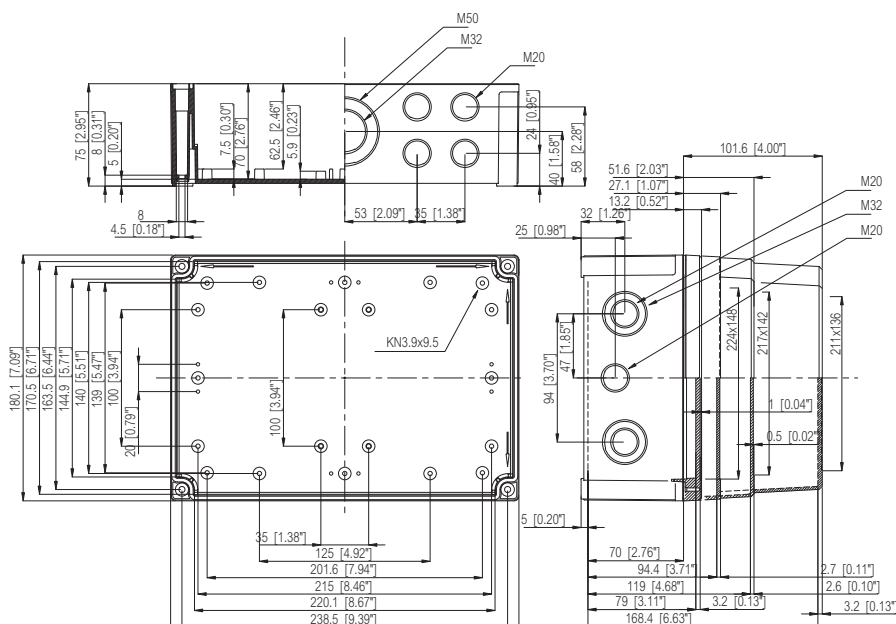
Including: Base with metric knock-outs and PUR gasket, cover with polyamide cover screws, and hardware screws for accessory mounting.

Enclosures

Order symbol	UL Order symbol	Dimensions inch	Dimensions mm	Description
PCM 200/88 XG	UL PCM 200/88 XG	10 x 7.1 x 3.5	255 x 180 x 88	Enclosure, PC • Opaque cover
PCM 200/100 XG	UL PCM 200/100 XG	10 x 7.1 x 3.9	255 x 180 x 100	Enclosure, PC • Opaque cover
PCM 200/125 XG	UL PCM 200/125 XG	10 x 7.1 x 4.9	255 x 180 x 125	Enclosure, PC • Opaque cover
PCM 200/175 XG	UL PCM 200/175 XG	10 x 7.1 x 6.9	255 x 180 x 175	Enclosure, PC • Opaque cover
PCM 200/88 XT	UL PCM 200/88 XT	10 x 7.1 x 3.5	255 x 180 x 88	Enclosure, PC • Smoked transparent cover
PCM 200/100 XT	UL PCM 200/100 XT	10 x 7.1 x 3.9	255 x 180 x 100	Enclosure, PC • Smoked transparent cover
PCM 200/125 XT	UL PCM 200/125 XT	10 x 7.1 x 4.9	255 x 180 x 125	Enclosure, PC • Smoked transparent cover
PCM 200/175 XT	UL PCM 200/175 XT	10 x 7.1 x 6.9	255 x 180 x 175	Enclosure, PC • Smoked transparent cover

Accessories

Order symbol	Dimensions inch	Dimensions mm	Description
MIV 200	8.8 x 5.8	223 x 148	Back Panel (Galvanized steel)
MIV 15	1.4 x 5.9	35 x 150	DIN-35 Mounting rail
MIV 20	1.4 x 8.9	35 x 225	DIN-35 Mounting rail
FP A 200/180	9.3 x 6.7	237 x 170	Front panel (Aluminum)
HFP 180			Front panel hinge series for FP A 150-200 • (2 pcs) incl. screws
FP 22046			Mounting foot kit (4 pcs) • incl. screws



MNX PCM 300Z

14.2 x 10.0

NEMA 1, 4, 4X, and 6

Including: Base with metric knock-outs and PUR gasket, cover with polyamide cover screws, and hardware screws for accessory mounting.

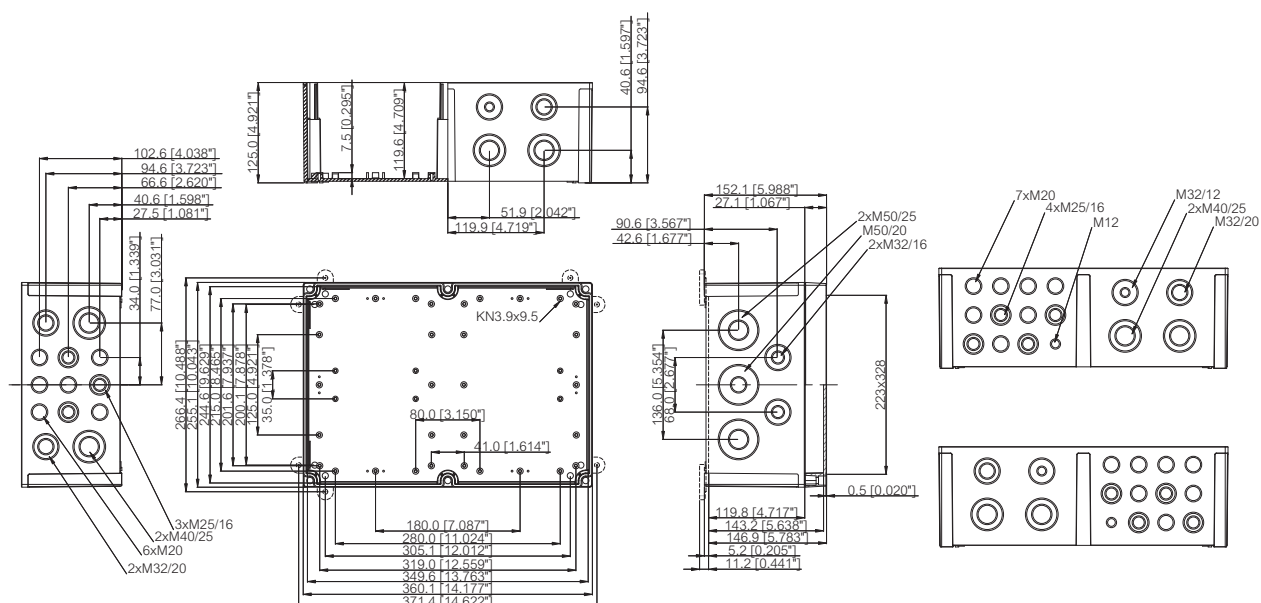


Enclosures

Order symbol	Dimensions inch	Dimensions mm	Description
PCM 300/150 ZG	14.2 x 10 x 6	360 x 255 x 152	Enclosure, PC ▪ Opaque cover
PCM 300/150 ZT	14.2 x 10 x 6	360 x 255 x 152	Enclosure, PC ▪ Smoked transparent cover

Accessories

Order symbol	Dimensions inch	Dimensions mm	Description
MIV 300	13 x 8.9	330 x 225	Back Panel (Galvanized steel)
MIV 200	8.8 x 5.8	223 x 148	Back Panel (Galvanized steel)
MIV 150	5.8 x 3.9	148 x 98	Back Panel (Galvanized steel)
MIV 30	1.4 x 13	35 x 329	DIN-35 Mounting rail
MIV 20	1.4 x 8.9	35 x 225	DIN-35 Mounting rail
MIV 15	1.4 x 5.9	35 x 150	DIN-35 Mounting rail
FP 10674			Mounting foot kit (2 pcs) ▪ incl. screws



ACCESSORIES

Order symbol	Description
--------------	-------------

Back Panels (Galvanized steel, sheet thickness 1,5 mm)

MIV 95	2.6 x 3.1 inch ▪ 66 x 80 mm
MIV 100	3.9 x 1.9 inch ▪ 98 x 48 mm
MIV 125	3.9 x 3.9 inch ▪ 98 x 98 mm
MIV 150	5.8 x 3.9 inch ▪ 148 x 98 mm
MIV 175	5.8 x 5.8 inch ▪ 148 x 148 mm
MIV 200	8.8 x 5.8 inch ▪ 223 x 148 mm
MIV 300	13 x 8.9 inch ▪ 330 x 225 mm

DIN-35 Mounting rails (Galvanized steel, rail height 7,5 mm)

MIV 5	1.4 x 2 inch ▪ 35 x 50 mm
MIV 10	1.4 x 3.9 inch ▪ 35 x 100 mm
MIV 15	1.4 x 5.9 inch ▪ 35 x 150 mm
MIV 20	1.4 x 8.9 inch ▪ 35 x 225 mm
MIV 30	1.4 x 13 inch ▪ 35 x 329 mm

Front panels (Aluminum, sheet thickness 1,5 mm)

FP A 100/130	4.7 x 2.4 inch ▪ 120 x 62 mm
FP A 125/130	4.7 x 4.4 inch ▪ 120 x 112 mm
FP A 150/180	6.7 x 4.4 inch ▪ 170 x 112 mm
FP A 175/180	6.7 x 6.4 inch ▪ 170 x 162 mm
FP A 200/180	9.3 x 6.7 inch ▪ 237 x 170 mm

Front panel hinge series

HFP 130	Front panel hinge series for FP A 100-125 ▪ (2 pcs) incl. screws
HFP 180	Front panel hinge series for FP A 150-200 ▪ (2 pcs) incl. screws

Hinges and wall mounting

TH A	Gray plastic hinges (2 pcs) ▪ incl. mounting screws
MB 14560	Gray blind plug ▪ Use with TH A hinges
FP 22046	Mounting foot kit (4 pcs) ▪ incl. screws
FP 10674	Mounting foot kit (2 pcs) ▪ incl. screws

Cover screws

SS 14550L	Cover screw for 10/13 mm cover ▪ Gray
SS 14551H	Cover screw for 25-100 mm covers ▪ Gray
SS 14550BL	Cover screw for 10/13 mm cover ▪ Black
SS 14551BH	Cover screw for 25-100 mm covers ▪ Black

Gray screw set for Gray covers

MBS LL	Low cover (10/13 mm) ▪ Low base (25 mm)
MBS LH	Low cover (10/13 mm) ▪ High base (50-125 mm)
MBS HL	High cover (25-100 mm) ▪ Low base (25 mm)
MBS HH	High cover (25-100 mm) ▪ High base (50-125 mm)

Black screw set for transparent covers

MBS BLL	Low cover (10/13 mm) ▪ Low base (25 mm)
MBS BLH	Low cover (10/13 mm) ▪ High base (50 - 125 mm)
MBS BHL	High cover (25-100 mm) ▪ Low base (25 mm)
MBS BHH	High cover (25-100 mm) ▪ High base (50-125 mm)



ACCESSORIES

Order symbol Description

Polyamide wing heads

MB 14552	Wing head for cover screw ▪ Gray
MB 14552B	Wing head for cover screw ▪ Black

Polyamide sealing plugs

DP 14553	Sealing plug for cover screw ▪ Gray
DP 14553B	Sealing plug for cover screw ▪ Black

Mounting screws

MR ZN2.9x6.5	Mounting screw ▪ only for low bases (25 mm)
KN 3.9x9.5	Mounting screw



MNX technical information

Property Polycarbonate (PC)

Ingress Protection (EN 60529)	IP 66/IP 67
Impact Resistance (EN 62262)	IK 08
Temperature Range Celsius	-40° . . 120°C
(short term) Fahrenheit	-40° . . 250°F
Temperature Range Celsius	-40° . . 80°C
(continuous) Fahrenheit	-40° . . 175°F
Electrical Insulation	Totally insulated ☑
Light Gray Parts Color	RAL 7035
	Industry Gray
Transparent Clear PC Cover	Smoked Gray
Cover Screws	Black or Gray
Cover Screws	Polyamide (PA)
Gasket	TPE/PUR
Enclosure Flammability Rating	Complies with UL 508
Glow Wire Test	960°C
(IEC 695-2-1) Self-extinguishing (PC)	
Non-toxicity	Halogen Free
UV resistance	Complies with UL 508
Chemical Resistance *	Good

Data subject to change without notice.

*Consult separate raw material data for more detailed information

Confirmity to standards

USA Enclosures for Electrical Equipment
UL Type 1, 4, 4X and 6; UL File E75645

Canada Industrial Control Equipment
Enclosures for Electrical Equipment/cUL

Europe Empty enclosures for low-voltage switchgear and
controlgear assemblies EN 62208:2003 (50298:1998)

Europe Safety of Information Technology Equipment
EN 60950
RoHS directive 2002/95/EC


Russia GostR - Gost Russian certificate of conformity

Fibox PICCOLO

PICCOLO enclosures are designed to house push buttons, terminal blocks, motor starters and electronic devices. They are also ideal for mounting and protecting process control sensors and switches. The PICCOLO range is available in polycarbonate and ABS.



PICCOLO



Excellent surface finish



Designed for push-buttons



RoHS compliant and halogen-free

PICCOLO PC/ABS B

4.3 x 3.1

PC: UL Type 1, 4, 4X, 6, 12 and 13
ABS: NEMA 1, 4, 4X, 6, 12 and 13

Including: Base with hardware screws for accessory mounting, cover with PUR gasket and polyamide cover screws.

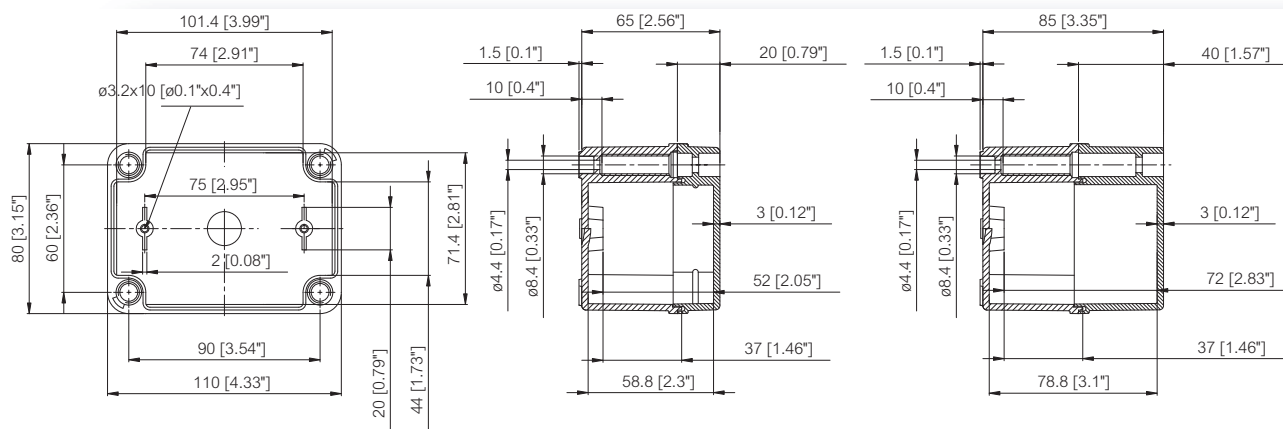


Enclosures

Order symbol	UL Order symbol	Dimensions inch	Dimensions mm	Description
PC B 65 G	UL PC B 65 G	4.3 x 3.1 x 2.6	110 x 80 x 65	Enclosure, PC • Opaque cover
PC B 85 G	UL PC B 85 G	4.3 x 3.1 x 3.3	110 x 80 x 85	Enclosure, PC • Opaque cover
PC B 65 T	UL PC B 65 T	4.3 x 3.1 x 2.6	110 x 80 x 65	Enclosure, PC • Transparent cover
PC B 85 T	UL PC B 85 T	4.3 x 3.1 x 3.3	110 x 80 x 85	Enclosure, PC • Transparent cover
ABS B 65 G		4.3 x 3.1 x 2.6	110 x 80 x 65	Enclosure, ABS • Opaque cover
ABS B 85 G		4.3 x 3.1 x 3.3	110 x 80 x 85	Enclosure, ABS • Opaque cover

Accessories

Order symbol	Dimensions inch	Dimensions mm	Description
B-MP	3.1 x 2.1	80 x 54	Back Panel
B-3	1.4 x 3.1	35 x 80	DIN-35 Mounting rail
FP 22040			Mounting foot kit (2 pcs) • incl. screws





PICCOLO PC/ABS C

5.5 x 3.1

PC: UL Type 1, 4, 4X, 6, 12 and 13
ABS: NEMA 1, 4, 4X, 6, 12 and 13

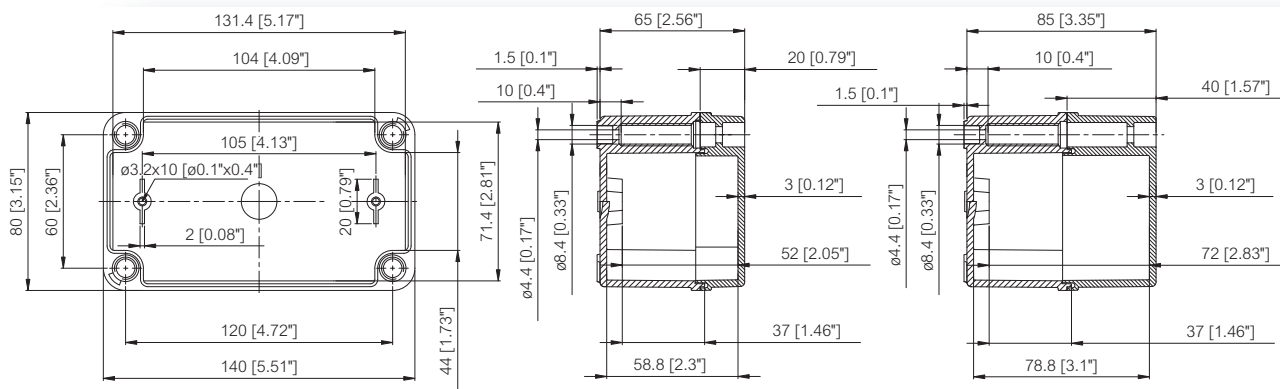
Including: Base with hardware screws for accessory mounting, cover with PUR gasket and polyamide cover screws.

Enclosures

Order symbol	UL Order symbol	Dimensions inch	Dimensions mm	Description
PC C 65 G	UL PC C 65 G	5.5 x 3.1 x 2.6	140 x 80 x 65	Enclosure, PC • Opaque cover
PC C 85 G	UL PC C 85 G	5.5 x 3.1 x 3.3	140 x 80 x 85	Enclosure, PC • Opaque cover
PC C 65 T	UL PC C 65 T	5.5 x 3.1 x 2.6	140 x 80 x 65	Enclosure, PC • Transparent cover
PC C 85 T	UL PC C 85 T	5.5 x 3.1 x 3.3	140 x 80 x 85	Enclosure, PC • Transparent cover
ABS C 65 G		5.5 x 3.1 x 2.6	140 x 80 x 65	Enclosure, ABS • Opaque cover
ABS C 85 G		5.5 x 3.1 x 3.3	140 x 80 x 85	Enclosure, ABS • Opaque cover

Accessories

Order symbol	Dimensions inch	Dimensions mm	Description
C-MP	4.3 x 2.1	110 x 54	Back Panel
CHM-3	1.4 x 4.3	35 x 110	DIN-35 Mounting rail
FP 22040			Mounting foot kit (2 pcs) • incl. screws



PICCOLO PC/ABS D

6.7 x 3.1

PC: UL Type 1, 4, 4X, 6, 12 and 13
ABS: NEMA 1, 4, 4X, 6, 12 and 13

Including: Base with hardware screws for accessory mounting, cover with PUR gasket and polyamide cover screws.

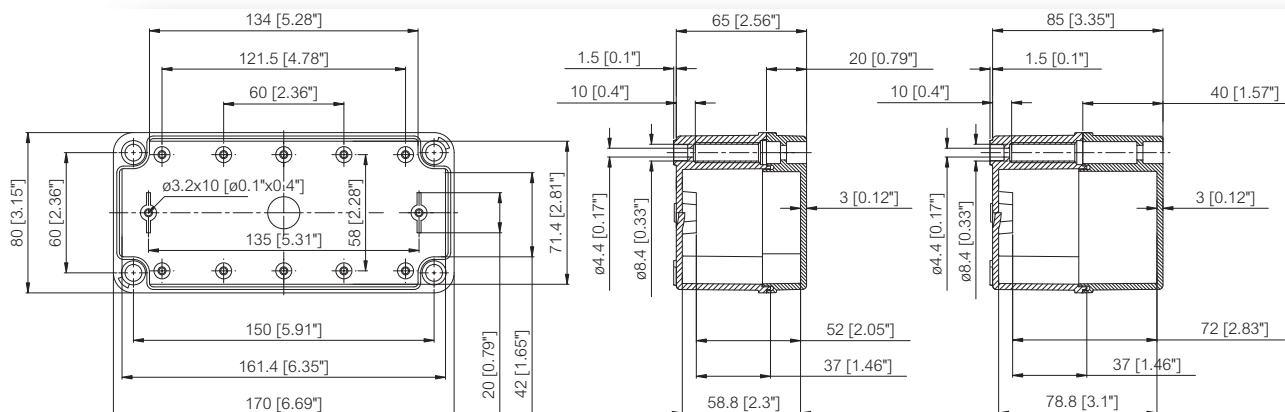


Enclosures

Order symbol	UL Order symbol	Dimensions inch	Dimensions mm	Description
PC D 65 G	UL PC D 65 G	6.7 x 3.1 x 2.6	170 x 80 x 65	Enclosure, PC • Opaque cover
PC D 85 G	UL PC D 85 G	6.7 x 3.1 x 3.3	170 x 80 x 85	Enclosure, PC • Opaque cover
PC D 65 T	UL PC D 65 T	6.7 x 3.1 x 2.6	170 x 80 x 65	Enclosure, PC • Transparent cover
PC D 85 T	UL PC D 85 T	6.7 x 3.1 x 3.3	170 x 80 x 85	Enclosure, PC • Transparent cover
ABS D 65 G		6.7 x 3.1 x 2.6	170 x 80 x 65	Enclosure, ABS • Opaque cover
ABS D 85 G		6.7 x 3.1 x 3.3	170 x 80 x 85	Enclosure, ABS • Opaque cover

Accessories

Order symbol	Dimensions inch	Dimensions mm	Description
D-MP	5.5 x 2.1	140 x 54	Back Panel
DH-3	1.4 x 5.5	35 x 140	DIN-35 Mounting rail
FP 22040			Mounting foot kit (2 pcs) • incl. screws





PICCOLO PC/ABS F

9.1 x 3.1

PC: UL Type 1, 4, 4X, 6, 12 and 13
ABS: NEMA 1, 4, 4X, 6, 12 and 13

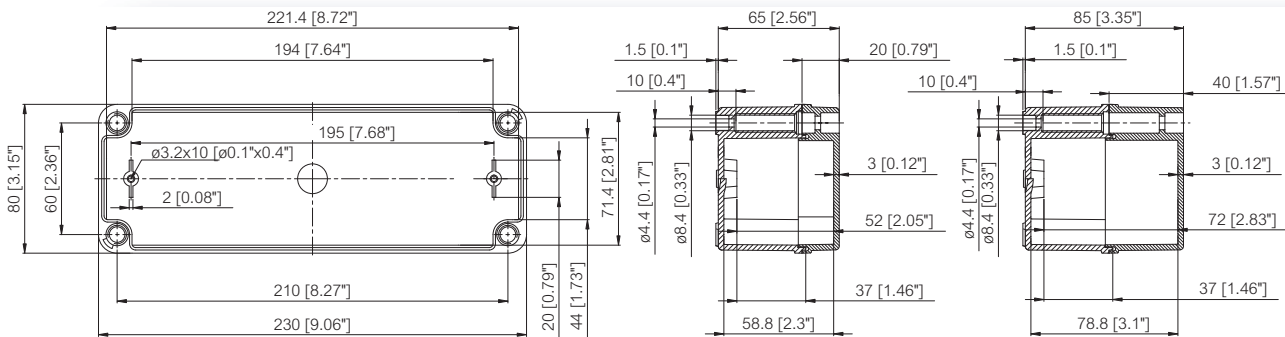
Including: Base with hardware screws for accessory mounting, cover with PUR gasket and polyamide cover screws.

Enclosures

Order symbol	UL Order symbol	Dimensions inch	Dimensions mm	Description
PC F 65 G	UL PC F 65 G	9.1 x 3.1 x 2.6	230 x 80 x 65	Enclosure, PC • Opaque cover
PC F 85 G	UL PC F 85 G	9.1 x 3.1 x 3.3	230 x 80 x 85	Enclosure, PC • Opaque cover
PC F 65 T	UL PC F 65 T	9.1 x 3.1 x 2.6	230 x 80 x 65	Enclosure, PC • Transparent cover
PC F 85 T	UL PC F 85 T	9.1 x 3.1 x 3.3	230 x 80 x 85	Enclosure, PC • Transparent cover
ABS F 65 G		9.1 x 3.1 x 2.6	230 x 80 x 65	Enclosure, ABS • Opaque cover
ABS F 85 G		9.1 x 3.1 x 3.3	230 x 80 x 85	Enclosure, ABS • Opaque cover

Accessories

Order symbol	Dimensions inch	Dimensions mm	Description
F-MP	7.9 x 2.1	200 x 54	Back Panel
FM-3	1.4 x 7.9	35 x 200	DIN-35 Mounting rail
FP 22040			Mounting foot kit (2 pcs) • incl. screws



6.7 x 5.5

PC: UL Type 1, 4, 4X, 6, 12 and 13
ABS: NEMA 1, 4, 4X, 6, 12 and 13

Including: Base with hardware screws for accessory mounting, cover with PUR gasket and polyamide cover screws.

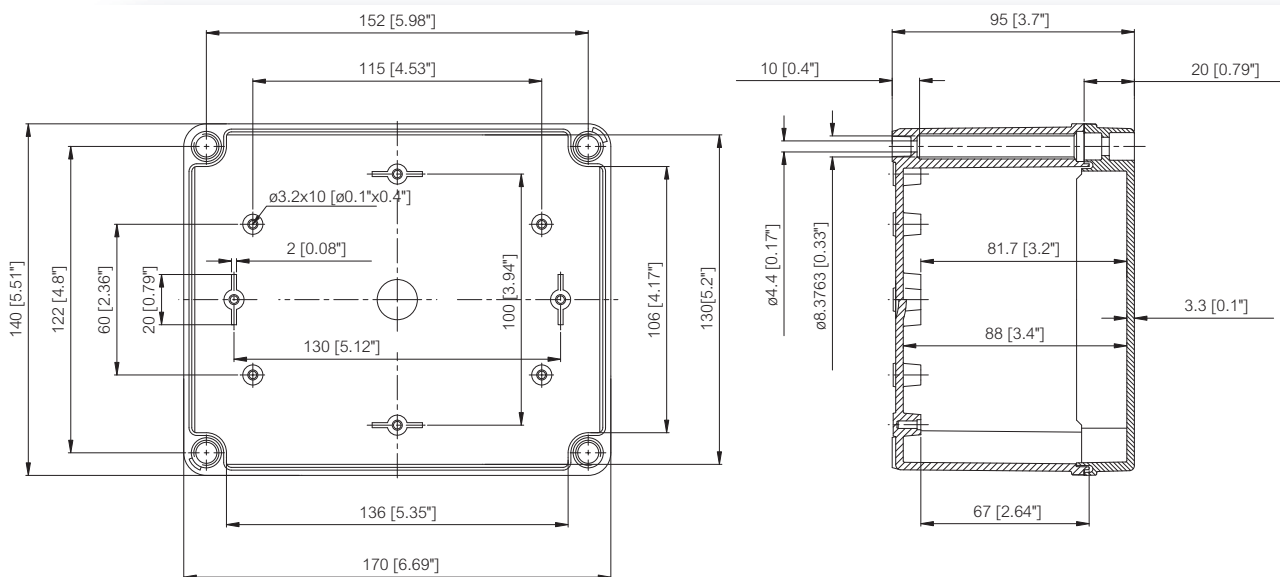


Order symbol

Order symbol	UL Order symbol	Dimensions inch	Dimensions mm	Description
PC H 95 G	UL PC H 95 G	6.7 x 5.5 x 3.7	170 x 140 x 95	Enclosure, PC • Opaque cover
PC H 95 T	UL PC H 95 T	6.7 x 5.5 x 3.7	170 x 140 x 95	Enclosure, PC • Transparent cover
ABS H 95 G		6.7 x 5.5 x 3.7	170 x 140 x 95	Enclosure, ABS • Opaque cover

Order symbol

Order symbol	Dimensions inch	Dimensions mm	Description
H-MP	4.9 x 3.7	125 x 94	Back Panel
CHM-3	1.4 x 4.3	35 x 110	DIN-35 Mounting rail
DH-3	1.4 x 5.5	35 x 140	DIN-35 Mounting rail
FP 22046			Mounting foot kit (4 pcs) • incl. screws





PICCOLO PC/ABS M

9.1 x 5.5

PC: UL Type 1, 4, 4X, 6, 12 and 13
ABS: NEMA 1, 4, 4X, 6, 12 and 13

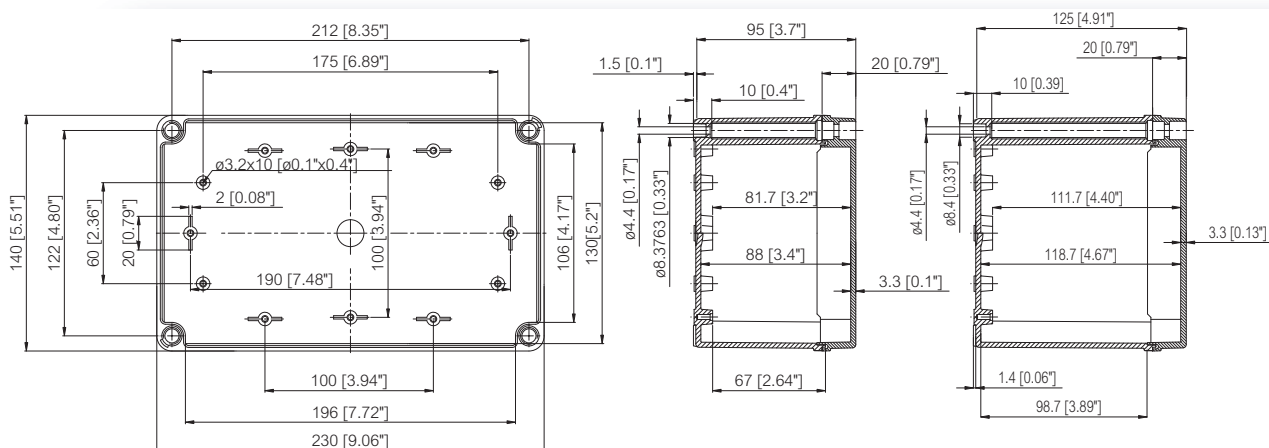
Including: Base with hardware screws for accessory mounting, cover with PUR gasket and polyamide cover screws.

Enclosures

Order symbol	UL Order symbol	Dimensions inch	Dimensions mm	Description
PC M 95 G	UL PC M 95 G	9.1 x 5.5 x 3.7	230 x 140 x 95	Enclosure, PC • Opaque cover
PC MH 125 G	UL PC MH 125 G	9.1 x 5.5 x 4.9	230 x 140 x 125	Enclosure, PC • Opaque cover
PC M 95 T	UL PC M 95 T	9.1 x 5.5 x 3.7	230 x 140 x 95	Enclosure, PC • Transparent cover
PC MH 125 T	UL PC MH 125 T	9.1 x 5.5 x 4.9	230 x 140 x 125	Enclosure, PC • Transparent cover
ABS M 95 G		9.1 x 5.5 x 3.7	230 x 140 x 95	Enclosure, ABS • Opaque cover
ABS MH 125 G		9.1 x 5.5 x 4.9	230 x 140 x 125	Enclosure, ABS • Opaque cover

Accessories

Order symbol	Dimensions inch	Dimensions mm	Description
M-MP	7.3 x 3.7	185 x 94	Back Panel
CHM-3	1.4 x 4.3	35 x 110	DIN-35 Mounting rail
FM-3	1.4 x 7.9	35 x 200	DIN-35 Mounting rail
FP 22046			Mounting foot kit (4 pcs) • incl. screws



ACCESSORIES

Order symbol Description

Back Panels (Galvanized steel, sheet thickness 1,5 mm)

B-MP	3.1 x 2.1 inch ▪ 80 x 54 mm
C-MP	4.3 x 2.1 inch ▪ 110 x 54 mm
D-MP	5.5 x 2.1 inch ▪ 140 x 54 mm
F-MP	7.9 x 2.1 inch ▪ 200 x 54 mm
H-MP	4.9 x 3.7 inch ▪ 125 x 94 mm
M-MP	7.3 x 3.7 inch ▪ 185 x 94 mm

DIN-35 Mounting rails (Galvanized steel, rail height 7,5 mm)

B-3	1.4 x 3.1 inch ▪ 35 x 80 mm
CHM-3	1.4 x 4.3 inch ▪ 35 x 110 mm
DH-3	1.4 x 5.5 inch ▪ 35 x 140 mm
FM-3	1.4 x 7.9 inch ▪ 35 x 200 mm

Hinges and wall mounting

TH A	Gray plastic hinges (2 pcs) ▪ incl. mounting screws
FP 22040	Mounting foot kit (2 pcs) ▪ incl. screws
FP 22046	Mounting foot kit (4 pcs) ▪ incl. screws

Cover and mounting screws

S-20	Cover screw, gray, polyamide ▪ for 20mm cover
S-40	Cover screw, gray, polyamide ▪ for 40mm cover
MB S-20KN	Screw kit ▪ incl. 4x S-20 + 4x KN 3.9x9.5
MB S-40KN	Screw kit ▪ incl. 4x S-40 + 4x KN 3.9x9.5
KN 3.9x9.5	Mounting screw



PICCOLO technical information

Property	Polycarbonate (PC)	ABS
Ingress Protection (EN 60529)	IP 66/IP 67	IP 66/IP 67
Impact Resistance (EN 62262)	IK 08	IK 07
Temperature Range Celsius	-40°...120°C	-40°...80°C
(short term) Fahrenheit	-40°...250°F	-40°...175°F
Temperature Range Celsius	-40°...80°C	-40°...60°C
(continuous) Fahrenheit	-40°...175°F	-40°...140°F
Electrical Insulation	Totally insulated ☐	Totally insulated ☐
Light Gray Parts Color	RAL 7035 Industry Gray	RAL 7035 Industry Gray
Transparent Clear PC Cover	Clear transparent	
Cover Screws	RAL 7035	RAL 7035
Cover Screws	Polyamide (PA)	Polyamide (PA)
Gasket	PUR	PUR
Enclosure Flammability Rating	Complies with UL 508	UL 94HB
Glow Wire Test (IEC 695-2-1)	960°C	650°C
Self-extinguishing (PC)		
Non-toxicity	Halogen Free	Halogen Free
UV resistance	Complies with UL 508	
Chemical Resistance *	Good	Good

Data subject to change without notice.

*Consult separate raw material data for more detailed information

Confirmity to standards

USA Enclosures for Electrical Equipment
PC: UL Type 1, 4, 4X, 6,12 and 13; UL File E75645
ABS: NEMA 1, 4, 4X, 6,12 and 13

Canada Industrial Control Equipment
Enclosures for Electrical Equipment/cUL

Europe Empty enclosures for low-voltage switchgear and controlgear assemblies EN 62208:2003 (50298:1998)
Europe Safety of Information Technology Equipment
EN 60950
RoHS directive 2002/95/EC

Russia GostR - Gost Russian certificate of conformity

Fibox EURONORD

EURONORD enclosures are designed to house DIN-rail mounted terminal blocks and various types of sensors. EURONORD enclosures are available in polycarbonate and fiberglass. There are more than 160 different off-the-shelf versions available.



EURONORD



Quicklock



Ideal for housing terminals



RoHS compliant and
halogen-free

EURONORD

PC 0505

2.0 x 2.0

UL Type 1, 4, 4X, 12 and 13



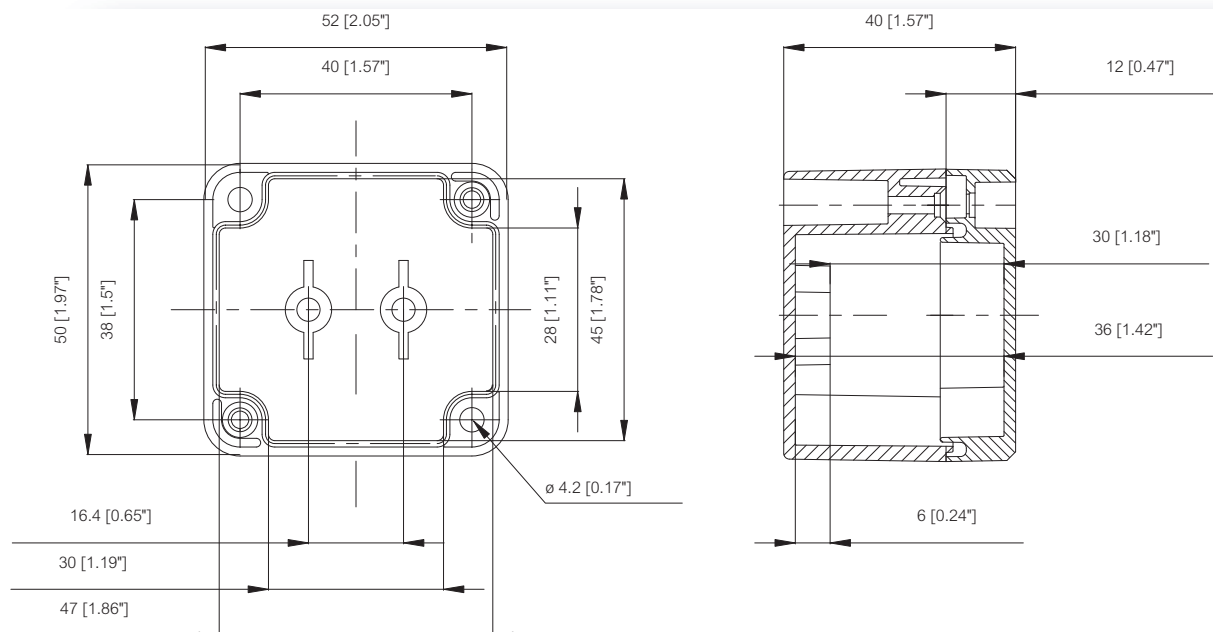
Including: Base with hardware screws for accessory mounting, cover with PUR gasket and ferritic stainless steel cover screws.

Enclosures

Order symbol	UL Order symbol	Dimensions inch	Dimensions mm	Description
PC 050504	UL PC 050504	2 x 2 x 1.6	52 x 50 x 40	Enclosure, PC • Opaque cover

Accessories

Order symbol	Dimensions inch	Dimensions mm	Description
TM 0505 TF 28037 TH A	1 x 1.7	26 x 44	Back Panel Mounting foot kit (4 pcs) • incl. screws Gray plastic hinges (2 pcs) • incl. mounting screws





EURONORD

PC 0507

2.6 x 2.0

UL Type 1, 4, 4X, 12 and 13

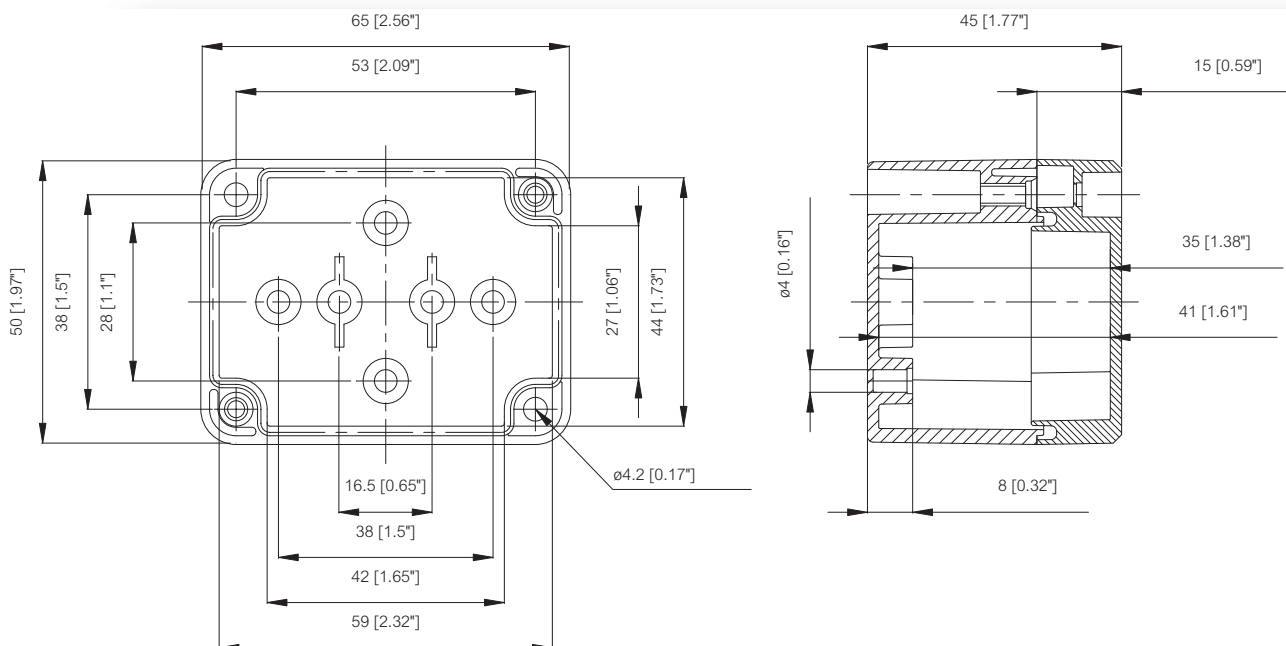
Including: Base with hardware screws for accessory mounting, cover with PUR gasket and ferritic stainless steel cover screws.

Enclosures

Order symbol	UL Order symbol	Dimensions inch	Dimensions mm	Description
PC 050705	UL PC 050705	2.6 x 2 x 1.8	65 x 50 x 45	Enclosure, PC • Opaque cover
PCT 050705	UL PCT 050705	2.6 x 2 x 1.8	65 x 50 x 45	Enclosure, PC • Transparent cover

Accessories

Order symbol	Dimensions inch	Dimensions mm	Description
TM 0505	1 x 1.7	26 x 44	Back Panel
TM 0507	1 x 2.2	26 x 57	Back Panel
TF 28037			Mounting foot kit (4 pcs) • incl. screws
TH A			Gray plastic hinges (2 pcs) • incl. mounting screws



EURONORD

PC 0710

3.9 x 2.6

UL Type 1, 4, 4X, 12 and 13

Including: Base with hardware screws for accessory mounting, cover with PUR gasket and ferritic stainless steel cover screws.

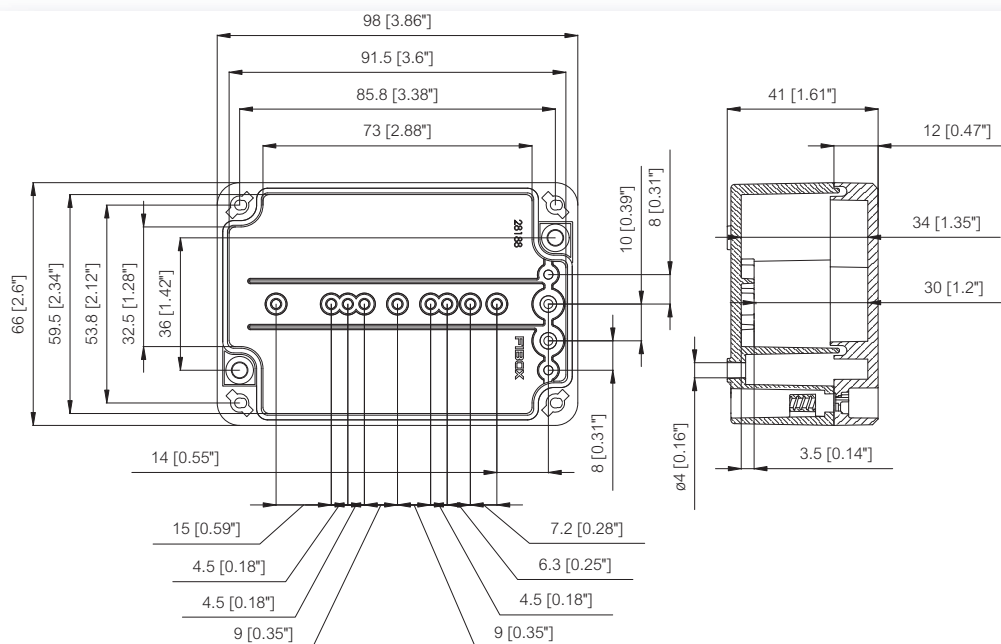


Enclosures

Order symbol	UL Order symbol	Dimensions inch	Dimensions mm	Description
PC 071004	UL PC 071004	3.9 x 2.6 x 1.6	98 x 66 x 41	Enclosure, PC • Opaque cover
PCT 071004	UL PCT 071004	3.9 x 2.6 x 1.6	98 x 66 x 41	Enclosure, PC • Transparent cover

Accessories

Order symbol	Dimensions inch	Dimensions mm	Description
TF 28037			Mounting foot kit (4 pcs) • incl. screws
TH A			Gray plastic hinges (2 pcs) • incl. mounting screws





EURONORD PC 0808

3.2 x 3.1

UL Type 1, 4, 4X, 12 and 13

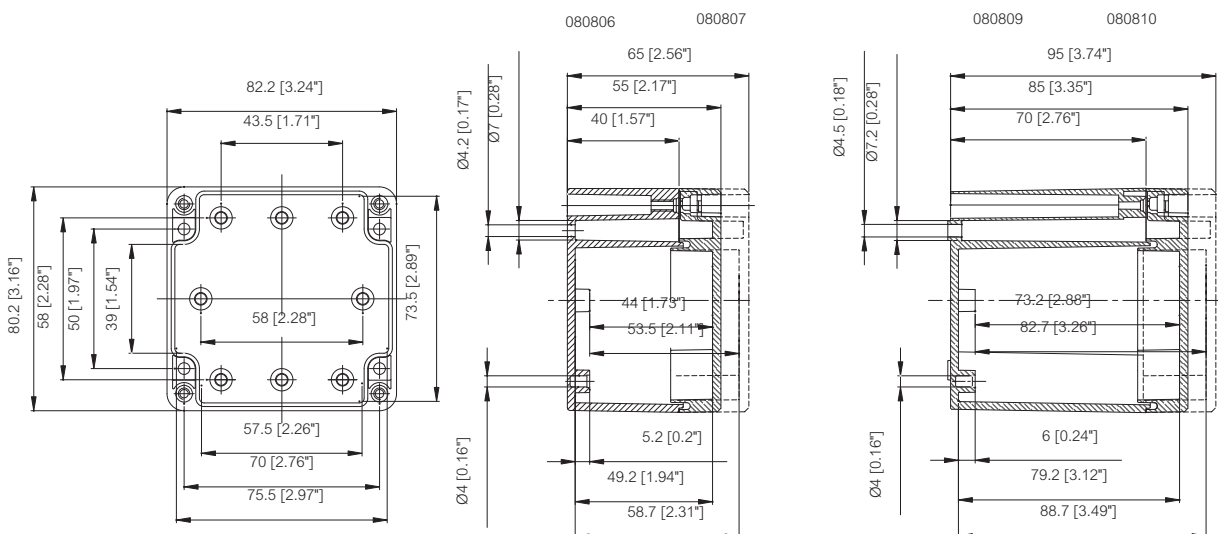
Including: Base with hardware screws for accessory mounting, cover with PUR gasket and ferritic stainless steel cover screws.

Enclosures

Order symbol	UL Order symbol	Dimensions inch	Dimensions mm	Description
PC 080806	UL PC 080806	3.2 x 3.1 x 2.2	82 x 80 x 55	Enclosure, PC • Opaque cover
PC 080807	UL PC 080807	3.2 x 3.1 x 2.6	82 x 80 x 65	Enclosure, PC • Opaque cover
PC 080809	UL PC 080809	3.2 x 3.1 x 3.3	82 x 80 x 85	Enclosure, PC • Opaque cover
PC 080810	UL PC 080810	3.2 x 3.1 x 3.7	82 x 80 x 95	Enclosure, PC • Opaque cover
PCT 080806	UL PCT 080806	3.2 x 3.1 x 2.2	82 x 80 x 55	Enclosure, PC • Transparent cover
PCT 080807	UL PCT 080807	3.2 x 3.1 x 2.6	82 x 80 x 65	Enclosure, PC • Transparent cover
PCT 080809	UL PCT 080809	3.2 x 3.1 x 3.3	82 x 80 x 85	Enclosure, PC • Transparent cover
PCT 080810	UL PCT 080810	3.2 x 3.1 x 3.7	82 x 80 x 95	Enclosure, PC • Transparent cover

Accessories

Order symbol	Dimensions inch	Dimensions mm	Description
TM 0808	2.2 x 2.8	56 x 71	Back Panel
TF 28037			Mounting foot kit (4 pcs) • incl. screws
TH A			Gray plastic hinges (2 pcs) • incl. mounting screws



EURONORD

PC 0812

4.7 x 3.1

UL Type 1, 4, 4X, 12 and 13

Including: Base with hardware screws for accessory mounting, cover with PUR gasket and ferritic stainless steel cover screws.

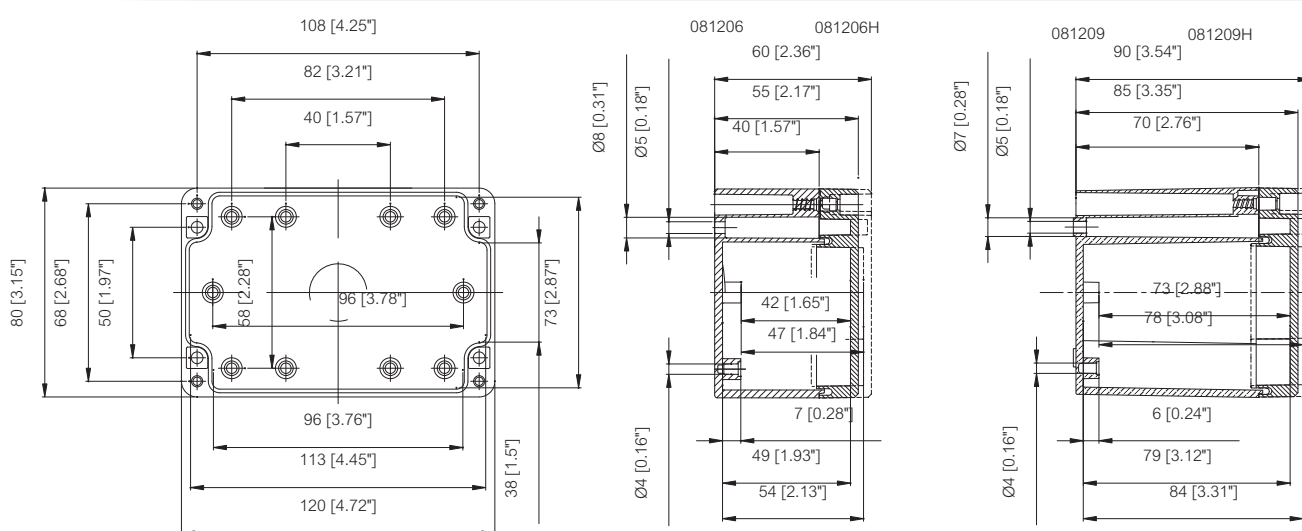


Enclosures

Order symbol	UL Order symbol	Dimensions inch	Dimensions mm	Description
PC 081206	UL PC 081206	4.7 x 3.1 x 2.2	120 x 80 x 55	Enclosure, PC ▪ Opaque cover
PC 081206H	UL PC 081206H	4.7 x 3.1 x 2.4	120 x 80 x 60	Enclosure, PC ▪ Opaque cover
PC 081209	UL PC 081209	4.7 x 3.1 x 3.3	120 x 80 x 85	Enclosure, PC ▪ Opaque cover
PC 081209H	UL PC 081209H	4.7 x 3.1 x 3.5	120 x 80 x 90	Enclosure, PC ▪ Opaque cover
PCT 081206	UL PCT 081206	4.7 x 3.1 x 2.2	120 x 80 x 55	Enclosure, PC ▪ Transparent cover
PCT 081206H	UL PCT 081206H	4.7 x 3.1 x 2.4	120 x 80 x 60	Enclosure, PC ▪ Transparent cover
PCT 081209	UL PCT 081209	4.7 x 3.1 x 3.3	120 x 80 x 85	Enclosure, PC ▪ Transparent cover
PCT 081209H	UL PCT 081209H	4.7 x 3.1 x 3.5	120 x 80 x 90	Enclosure, PC ▪ Transparent cover

Accessories

Order symbol	Dimensions inch	Dimensions mm	Description
TM 0812	2.8 x 3.7	71 x 94	Back Panel
ARH 12	1.4 x 4.1	35 x 105	DIN-35 Mounting rail
TF 28037			Mounting foot kit (4 pcs) ▪ incl. screws
TH A			Gray plastic hinges (2 pcs) ▪ incl. mounting screws





EURONORD PC 0816

6.3 x 3.1

UL Type 1, 4, 4X, 12 and 13

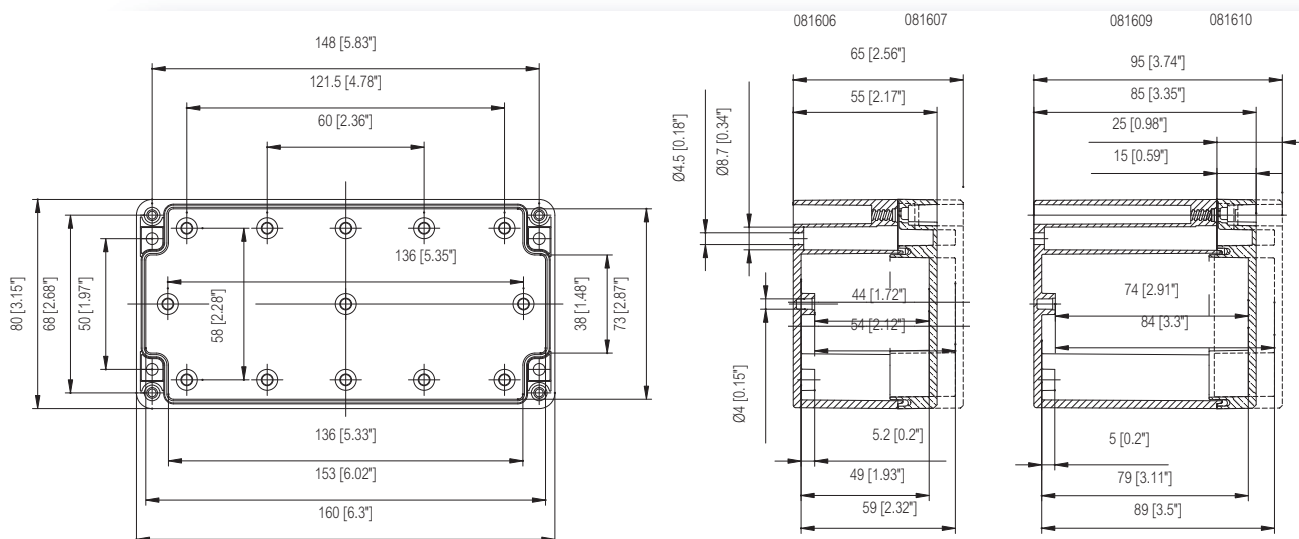
Including: Base with hardware screws for accessory mounting, cover with PUR gasket and ferritic stainless steel cover screws.

Enclosures

Order symbol	UL Order symbol	Dimensions inch	Dimensions mm	Description
PC 081606	UL PC 081606	6.3 x 3.1 x 2.2	160 x 80 x 55	Enclosure, PC • Opaque cover
PC 081607	UL PC 081607	6.3 x 3.1 x 2.6	160 x 80 x 65	Enclosure, PC • Opaque cover
PC 081609	UL PC 081609	6.3 x 3.1 x 3.3	160 x 80 x 85	Enclosure, PC • Opaque cover
PC 081610	UL PC 081610	6.3 x 3.1 x 3.7	160 x 80 x 95	Enclosure, PC • Opaque cover
PCT 081606	UL PCT 081606	6.3 x 3.1 x 2.2	160 x 80 x 55	Enclosure, PC • Transparent cover
PCT 081607	UL PCT 081607	6.3 x 3.1 x 2.6	160 x 80 x 65	Enclosure, PC • Transparent cover
PCT 081609	UL PCT 081609	6.3 x 3.1 x 3.3	160 x 80 x 85	Enclosure, PC • Transparent cover
PCT 081610	UL PCT 081610	6.3 x 3.1 x 3.7	160 x 80 x 95	Enclosure, PC • Transparent cover

Accessories

Order symbol	Dimensions inch	Dimensions mm	Description
TM 0816	2.8 x 5.3	71 x 134	Back Panel
TRH 1216	1.4 x 5.7	35 x 146	DIN-35 Mounting rail
TF 28037			Mounting foot kit (4 pcs) • incl. screws
TH A			Gray plastic hinges (2 pcs) • incl. mounting screws



EURONORD

PC 1212

4.8 x 4.7

UL Type 1, 4, 4X, 12 and 13

Including: Base with hardware screws for accessory mounting, cover with PUR gasket and ferritic stainless steel cover screws.

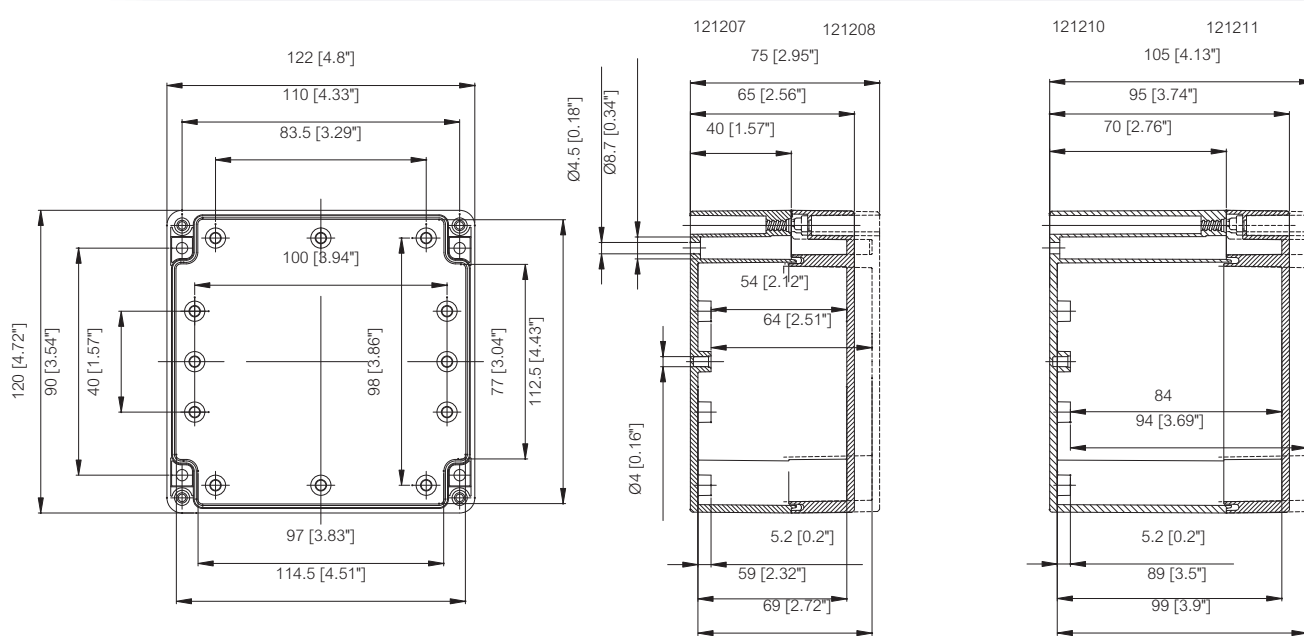


Enclosures

Order symbol	UL Order symbol	Dimensions inch	Dimensions mm	Description
PC 121207	UL PC 121207	4.8 x 4.7 x 2.6	122 x 120 x 65	Enclosure, PC ▪ Opaque cover
PC 121208	UL PC 121208	4.8 x 4.7 x 3	122 x 120 x 75	Enclosure, PC ▪ Opaque cover
PC 121210	UL PC 121210	4.8 x 4.7 x 3.7	122 x 120 x 95	Enclosure, PC ▪ Opaque cover
PC 121211	UL PC 121211	4.8 x 4.7 x 4.1	122 x 120 x 105	Enclosure, PC ▪ Opaque cover
PCT 121207	UL PCT 121207	4.8 x 4.7 x 2.6	122 x 120 x 65	Enclosure, PC ▪ Transparent cover
PCT 121208	UL PCT 121208	4.8 x 4.7 x 3	122 x 120 x 75	Enclosure, PC ▪ Transparent cover
PCT 121210	UL PCT 121210	4.8 x 4.7 x 3.7	122 x 120 x 95	Enclosure, PC ▪ Transparent cover
PCT 121211	UL PCT 121211	4.8 x 4.7 x 4.1	122 x 120 x 105	Enclosure, PC ▪ Transparent cover

Accessories

Order symbol	Dimensions inch	Dimensions mm	Description
TM 1212	3.8 x 4.4	96 x 111	Back Panel
TRH 1212	1.4 x 4.3	35 x 110	DIN-35 Mounting rail
TF 28037			Mounting foot kit (4 pcs) ▪ incl. screws
TH A			Gray plastic hinges (2 pcs) ▪ incl. mounting screws





EURONORD PC 1216

6.3 x 4.7

UL Type 1, 4, 4X, 12 and 13

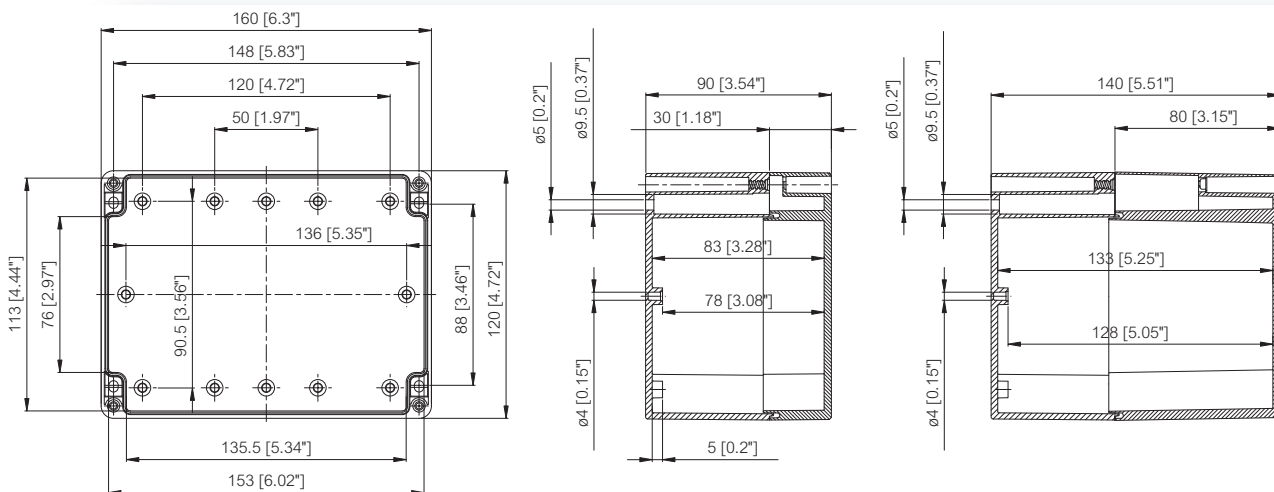
Including: Base with hardware screws for accessory mounting, cover with PUR gasket and ferritic stainless steel cover screws.

Enclosures

Order symbol	UL Order symbol	Dimensions inch	Dimensions mm	Description
PC 121609	UL PC 121609	6.3 x 4.7 x 3.5	160 x 120 x 90	Enclosure, PC • Opaque cover
PC 121614	UL PC 121614	6.3 x 4.7 x 5.5	160 x 120 x 140	Enclosure, PC • Opaque cover
PCT 121609	UL PCT 121609	6.3 x 4.7 x 3.5	160 x 120 x 90	Enclosure, PC • Transparent cover
PCT 121614	UL PCT 121614	6.3 x 4.7 x 5.5	160 x 120 x 140	Enclosure, PC • Transparent cover

Accessories

Order symbol	Dimensions inch	Dimensions mm	Description
TM 1216	4.4 x 5.3	111 x 134	Back Panel
MIV 10	1.4 x 3.9	35 x 100	DIN-35 Mounting rail
TRH 1216	1.4 x 5.7	35 x 146	DIN-35 Mounting rail
TF 28037			Mounting foot kit (4 pcs) • incl. screws
TH A			Gray plastic hinges (2 pcs) • incl. mounting screws



EURONORD

PC 1220

7.9 x 4.7

UL Type 1, 4, 4X, 12 and 13

Including: Base with hardware screws for accessory mounting, cover with PUR gasket and ferritic stainless steel cover screws.

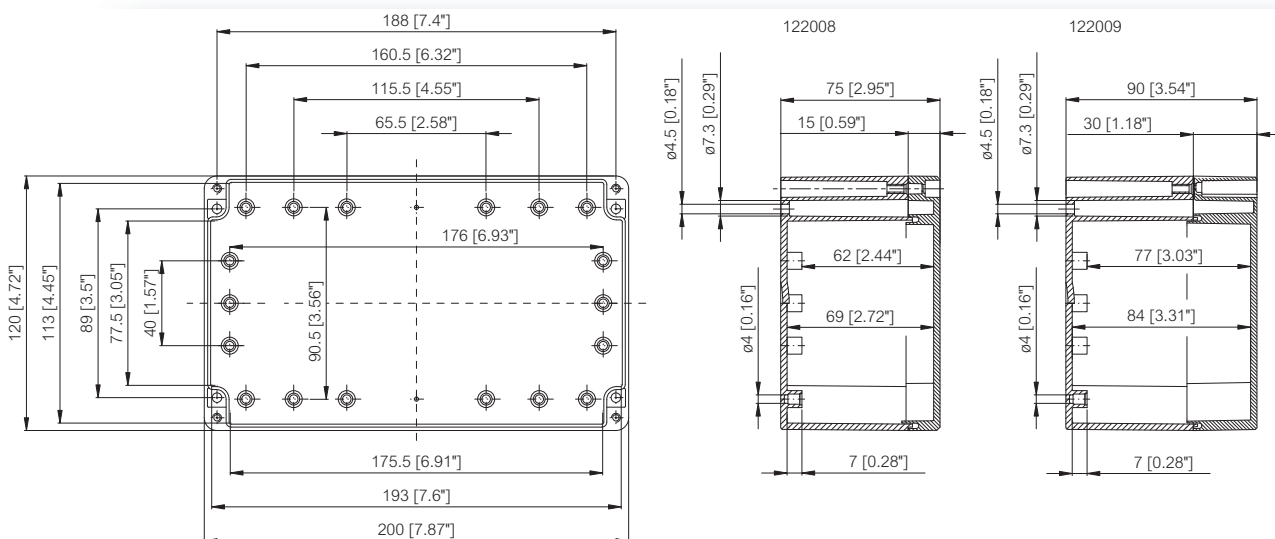


Enclosures

Order symbol	UL Order symbol	Dimensions inch	Dimensions mm	Description
PC 122008	UL PC 122008	7.9 x 4.7 x 3	200 x 120 x 75	Enclosure, PC ▪ Opaque cover
PC 122009	UL PC 122009	7.9 x 4.7 x 3.5	200 x 120 x 90	Enclosure, PC ▪ Opaque cover
PCT 122008	UL PCT 122008	7.9 x 4.7 x 3	200 x 120 x 75	Enclosure, PC ▪ Transparent cover
PCT 122009	UL PCT 122009	7.9 x 4.7 x 3.5	200 x 120 x 90	Enclosure, PC ▪ Transparent cover

Accessories

Order symbol	Dimensions inch	Dimensions mm	Description
TM 1220	4.4 x 6.9	111 x 174	Back Panel
MIV 10	1.4 x 3.9	35 x 100	DIN-35 Mounting rail
TRH 1220	1.4 x 7.3	35 x 186	DIN-35 Mounting rail
TF 28037			Mounting foot kit (4 pcs) ▪ incl. screws
TH A			Gray plastic hinges (2 pcs) ▪ incl. mounting screws





EURONORD PC 1224

9.6 x 4.9

UL Type 1, 4, 4X, 12 and 13

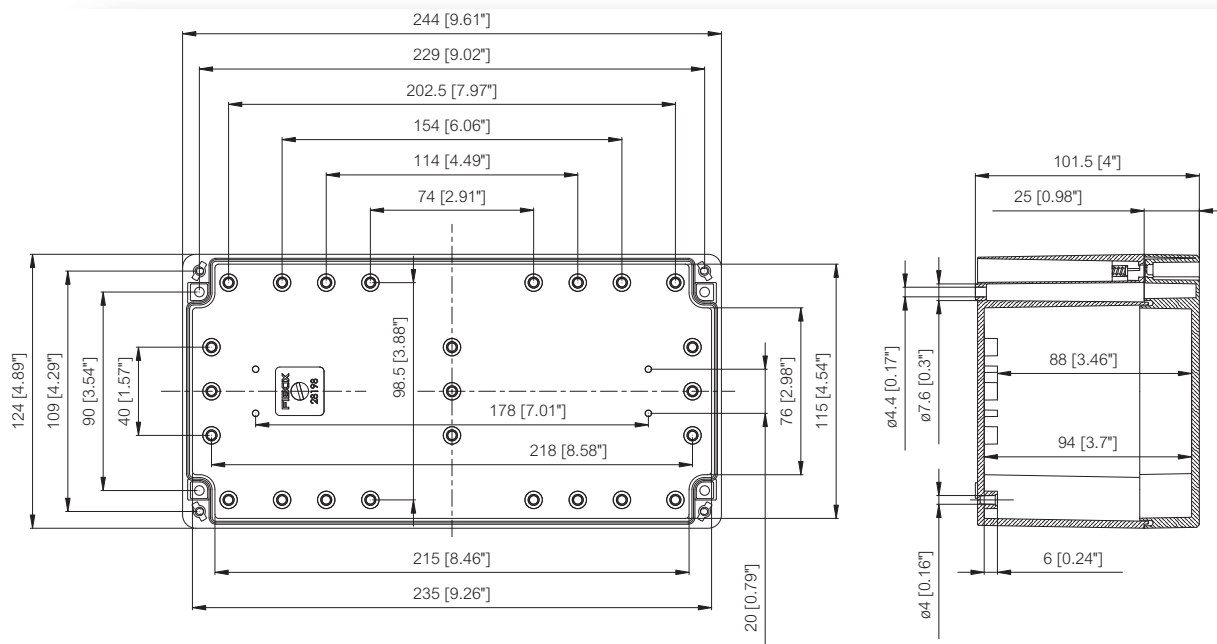
Including: Base with hardware screws for accessory mounting, cover with PUR gasket and ferritic stainless steel cover screws.

Enclosures

Order symbol	UL Order symbol	Dimensions inch	Dimensions mm	Description
PC 122410	UL PC 122410	9.6 x 4.9 x 4	244 x 124 x 102	Enclosure, PC • Opaque cover
PCT 122410	UL PCT 122410	9.6 x 4.9 x 4	244 x 124 x 102	Enclosure, PC • Transparent cover

Accessories

Order symbol	Dimensions inch	Dimensions mm	Description
TM 1224	8.4 x 4.4	214 x 111	Back Panel
TRH 1212	1.4 x 4.3	35 x 110	DIN-35 Mounting rail
TRH 24	1.4 x 8.9	35 x 226	DIN-35 Mounting rail
TF 28037			Mounting foot kit (4 pcs) • incl. screws
TH A			Gray plastic hinges (2 pcs) • incl. mounting screws



EURONORD

PC 1520

7.9 x 5.9

UL Type 1, 4, 4X, 12 and 13

Including: Base with hardware screws for accessory mounting, cover with PUR gasket and ferritic stainless steel cover screws.

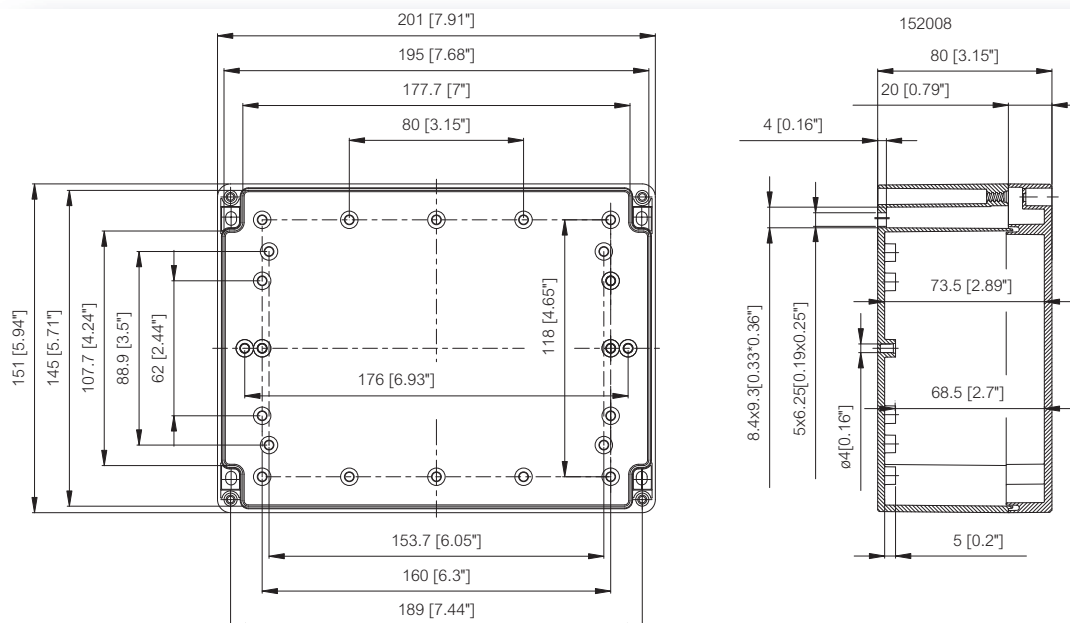


Enclosures

Order symbol	UL Order symbol	Dimensions inch	Dimensions mm	Description
PC 152008	UL PC 152008	7.9 x 5.9 x 3.1	201 x 151 x 80	Enclosure, PC ▪ Opaque cover
PCT 152008	UL PCT 152008	7.9 x 5.9 x 3.1	201 x 151 x 80	Enclosure, PC ▪ Transparent cover

Accessories

Order symbol	Dimensions inch	Dimensions mm	Description
TM 1520	5.6 x 6.9	141 x 174	Back Panel
TRH 1220	1.4 x 7.3	35 x 186	DIN-35 Mounting rail
TF 28037			Mounting foot kit (4 pcs) ▪ incl. screws
TH A			Gray plastic hinges (2 pcs) ▪ incl. mounting screws





EURONORD PC 1534

13.4 x 5.9

UL Type 1, 4, 4X, 12 and 13

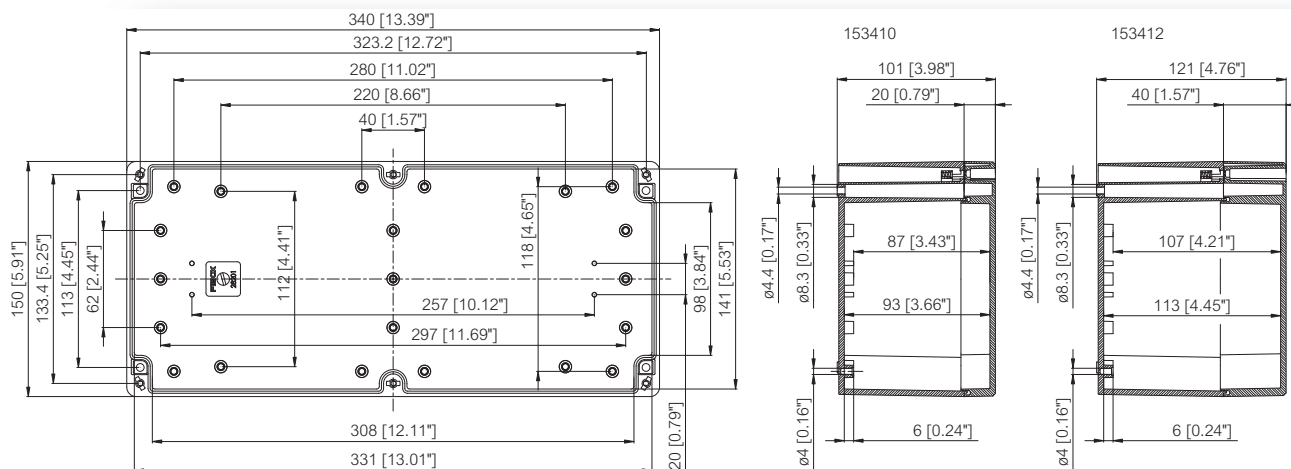
Including: Base with hardware screws for accessory mounting, cover with PUR gasket and ferritic stainless steel cover screws.

Enclosures

Order symbol	UL Order symbol	Dimensions inch	Dimensions mm	Description
PC 153410	UL PC 153410	13.4 x 5.9 x 4	340 x 150 x 101	Enclosure, PC • Opaque cover
PC 153412	UL PC 153412	13.4 x 5.9 x 4.8	340 x 150 x 121	Enclosure, PC • Opaque cover
PCT 153410	UL PCT 153410	13.4 x 5.9 x 4	340 x 150 x 101	Enclosure, PC • Transparent cover
PCT 153412	UL PCT 153412	13.4 x 5.9 x 4.8	340 x 150 x 121	Enclosure, PC • Transparent cover

Accessories

Order symbol	Dimensions inch	Dimensions mm	Description
TM 1534	11.9 x 5.4	303 x 136	Back Panel
TRH 34	1.4 x 12.1	35 x 307	DIN-35 Mounting rail
TRH 15	1.4 x 4.8	35 x 122	DIN-35 Mounting rail
TF 28037			Mounting foot kit (4 pcs) • incl. screws
TH A			Gray plastic hinges (2 pcs) • incl. mounting screws



EURONORD

PC 1624

9.6 x 6.5

UL Type 1, 4, 4X, 12 and 13



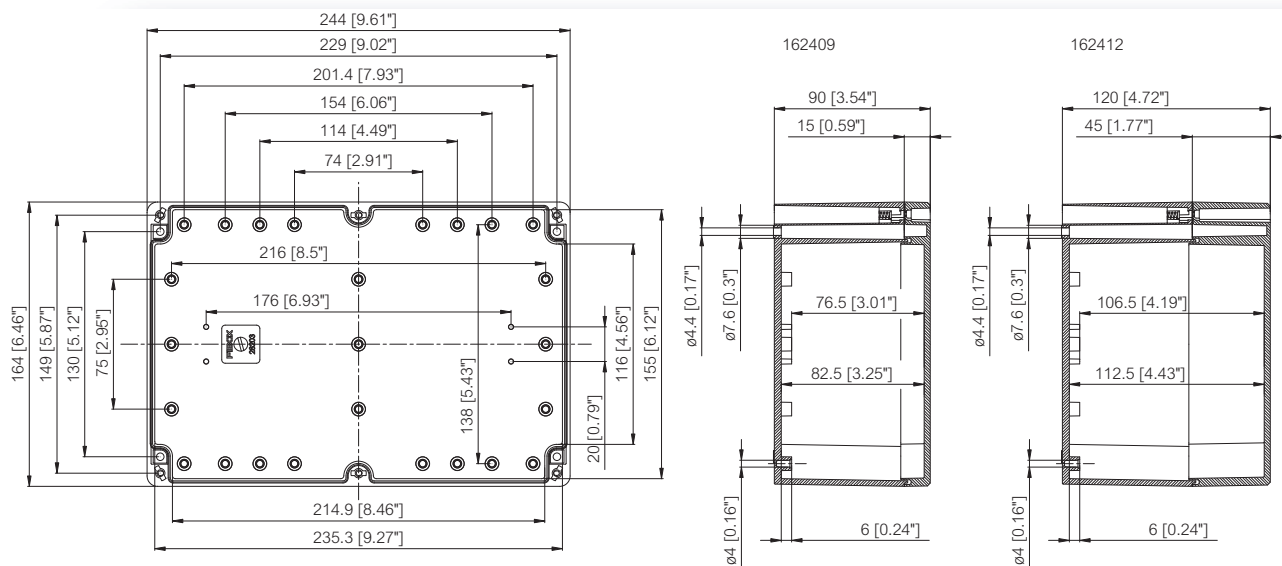
Including: Base with hardware screws for accessory mounting, cover with PUR gasket and ferritic stainless steel cover screws.

Enclosures

Order symbol	UL Order symbol	Dimensions inch	Dimensions mm	Description
PC 162409	UL PC 162409	9.6 x 6.5 x 3.5	244 x 164 x 90	Enclosure, PC ▪ Opaque cover
PC 162412	UL PC 162412	9.6 x 6.5 x 4.7	244 x 164 x 120	Enclosure, PC ▪ Opaque cover
PCT 162409	UL PCT 162409	9.6 x 6.5 x 3.5	244 x 164 x 90	Enclosure, PC ▪ Transparent cover
PCT 162412	UL PCT 162412	9.6 x 6.5 x 4.7	244 x 164 x 120	Enclosure, PC ▪ Transparent cover

Accessories

Order symbol	Dimensions inch	Dimensions mm	Description
TM 1624	8.3 x 5.9	212 x 151	Back Panel
TRH 24	1.4 x 8.9	35 x 226	DIN-35 Mounting rail
TF 28037			Mounting foot kit (4 pcs) ▪ incl. screws
TH A			Gray plastic hinges (2 pcs) ▪ incl. mounting screws





EURONORD PC 1625

9.8 x 6.3

UL Type 1, 4, 4X, 12 and 13

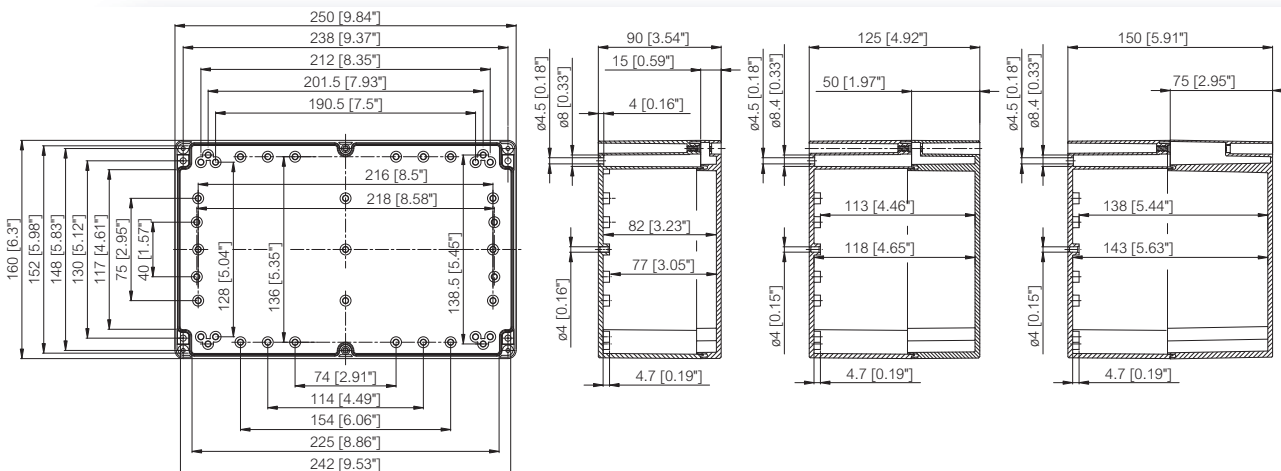
Including: Base with hardware screws for accessory mounting, cover with PUR gasket and ferritic stainless steel cover screws.

Enclosures

Order symbol	UL Order symbol	Dimensions inch	Dimensions mm	Description
PC 162509	UL PC 162509	9.8 x 6.3 x 3.5	250 x 160 x 90	Enclosure, PC • Opaque cover
PC 162513	UL PC 162513	9.8 x 6.3 x 4.9	250 x 160 x 125	Enclosure, PC • Opaque cover
PC 162515	UL PC 162515	9.8 x 6.3 x 5.9	250 x 160 x 150	Enclosure, PC • Opaque cover
PCT 162509	UL PCT 162509	9.8 x 6.3 x 3.5	250 x 160 x 90	Enclosure, PC • Transparent cover
PCT 162513	UL PCT 162513	9.8 x 6.3 x 4.9	250 x 160 x 125	Enclosure, PC • Transparent cover
PCT 162515	UL PCT 162515	9.8 x 6.3 x 5.9	250 x 160 x 150	Enclosure, PC • Transparent cover

Accessories

Order symbol	Dimensions inch	Dimensions mm	Description
TM 1625	5.9 x 8.8	151 x 224	Back Panel
TRH 1216	1.4 x 5.7	35 x 146	DIN-35 Mounting rail
TRH 24	1.4 x 8.9	35 x 226	DIN-35 Mounting rail
TF 28037			Mounting foot kit (4 pcs) • incl. screws
TH A			Gray plastic hinges (2 pcs) • incl. mounting screws



EURONORD

PC 1636

14.2 x 6.3

UL Type 1, 4, 4X, 12 and 13



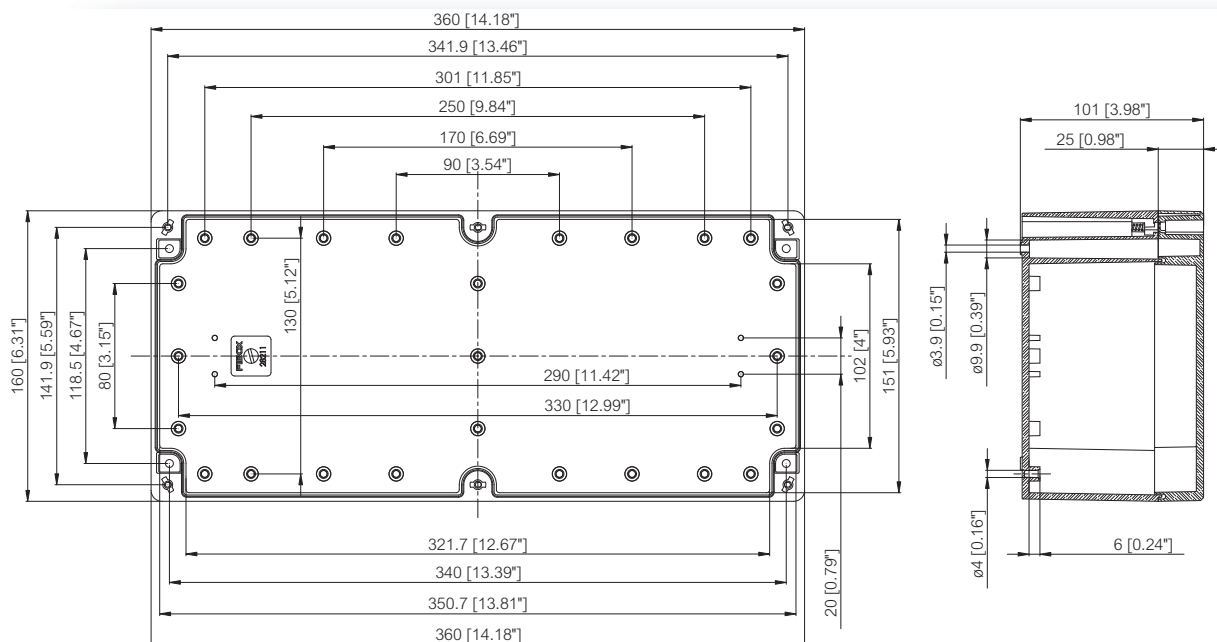
Including: Base with hardware screws for accessory mounting, cover with PUR gasket and ferritic stainless steel cover screws.

Enclosures

Order symbol	UL Order symbol	Dimensions inch	Dimensions mm	Description
PC 163610	UL PC 163610	14.2 x 6.3 x 4	360 x 160 x 101	Enclosure, PC ▪ Opaque cover
PCT 163610	UL PCT 163610	14.2 x 6.3 x 4	360 x 160 x 101	Enclosure, PC ▪ Transparent cover

Accessories

Order symbol	Dimensions inch	Dimensions mm	Description
TM 1636	12.5 x 5.7	318 x 146	Back Panel
DH-3	1.4 x 5.5	35 x 140	DIN-35 Mounting rail
TRH 2036	1.4 x 13.4	35 x 340	DIN-35 Mounting rail
TF 28037			Mounting foot kit (4 pcs) ▪ incl. screws
TH A			Gray plastic hinges (2 pcs) ▪ incl. mounting screws





EURONORD PC 2036

14.2 x 7.9

UL Type 1, 4, 4X, 12 and 13

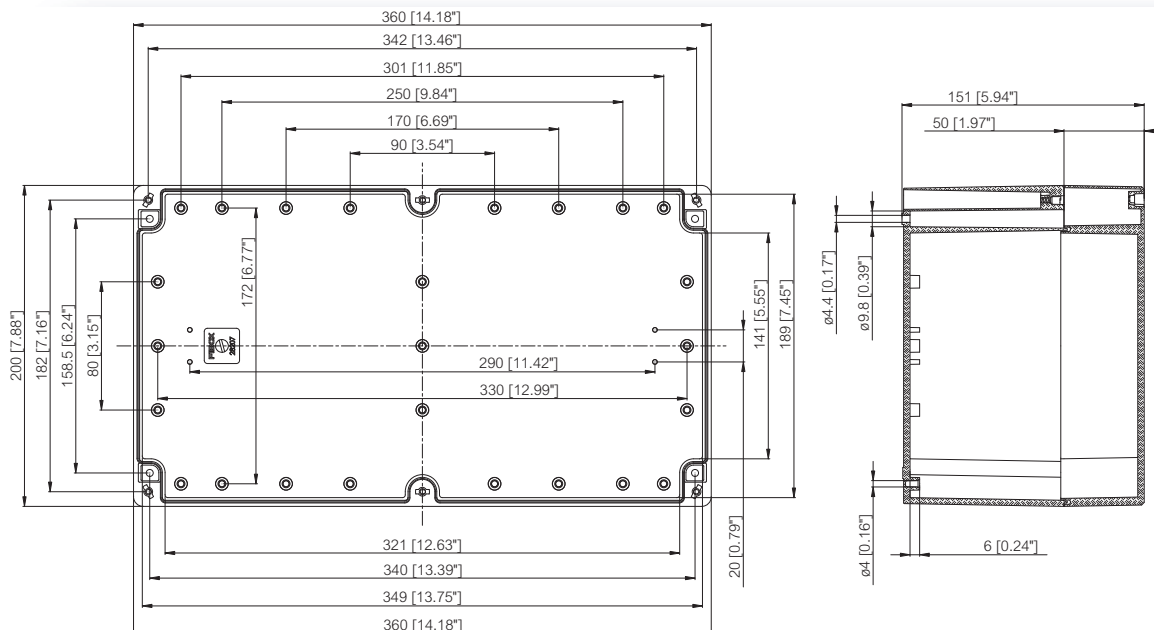
Including: Base with hardware screws for accessory mounting, cover with PUR gasket and ferritic stainless steel cover screws.

Enclosures

Order symbol	UL Order symbol	Dimensions inch	Dimensions mm	Description
PC 203615	UL PC 203615	14.2 x 7.9 x 5.9	360 x 200 x 151	Enclosure, PC • Opaque cover
PCT 203615	UL PCT 203615	14.2 x 7.9 x 5.9	360 x 200 x 151	Enclosure, PC • Transparent cover

Accessories

Order symbol	Dimensions inch	Dimensions mm	Description
TM 2036	12.5 x 7.3	318 x 186	Back Panel
TRH 2036	1.4 x 13.4	35 x 340	DIN-35 Mounting rail
TF 28037			Mounting foot kit (4 pcs) • incl. screws
TH A			Gray plastic hinges (2 pcs) • incl. mounting screws



UL Type 1, 4, 4X, 12 and 13



Enclosures

Accessories

CAD files available at www.fiboxusa.com

PC ACCESSORIES

Order symbol Description

Back Panels (Galvanized steel, sheet thickness 1,5 mm)

TM 0505	1 x 1.7 inch ▪ 26 x 44 mm
TM 0507	1 x 2.2 inch ▪ 26 x 57 mm
TM 0808	2.2 x 2.8 inch ▪ 56 x 71 mm
TM 0812	2.8 x 3.7 inch ▪ 71 x 94 mm
TM 0816	2.8 x 5.3 inch ▪ 71 x 134 mm
TM 1212	3.8 x 4.4 inch ▪ 96 x 111 mm
TM 1216	4.4 x 5.3 inch ▪ 111 x 134 mm
TM 1220	4.4 x 6.9 inch ▪ 111 x 174 mm
TM 1224	8.4 x 4.4 inch ▪ 214 x 111 mm
TM 1520	5.6 x 6.9 inch ▪ 141 x 174 mm
TM 1534	11.9 x 5.4 inch ▪ 303 x 136 mm
TM 1624	8.3 x 5.9 inch ▪ 212 x 151 mm
TM 1625	5.9 x 8.8 inch ▪ 151 x 224 mm
TM 1636	12.5 x 5.7 inch ▪ 318 x 146 mm
TM 2036	12.5 x 7.3 inch ▪ 318 x 186 mm
TM 2330	8.7 x 10.8 inch ▪ 221 x 274 mm
TM 3640	15.1 x 12.4 inch ▪ 383 x 315 mm



DIN-35 Mounting rails (Galvanized steel, rail height 7,5 mm)

MIV 10	1.4 x 3.9 inch ▪ 35 x 100 mm
ARH 12	1.4 x 4.1 inch ▪ 35 x 105 mm
TRH 1212	1.4 x 4.3 inch ▪ 35 x 110 mm
TRH 15	1.4 x 4.8 inch ▪ 35 x 122 mm
DH-3	1.4 x 5.5 inch ▪ 35 x 140 mm
TRH 1216	1.4 x 5.7 inch ▪ 35 x 146 mm
TRH 1220	1.4 x 7.3 inch ▪ 35 x 186 mm
TRH 1520	1.4 x 6.7 inch ▪ 35 x 170 mm
TRH 24	1.4 x 8.9 inch ▪ 35 x 226 mm
TRH 2330	1.4 x 11.2 inch ▪ 35 x 285 mm
TRH 34	1.4 x 12.1 inch ▪ 35 x 307 mm
TRH 2036	1.4 x 13.4 inch ▪ 35 x 340 mm
TRH 40	1.4 x 15 inch ▪ 35 x 380 mm



Hinges and wall mounting

TH A	Gray plastic hinges (2 pcs) ▪ incl. mounting screws
TF 28037	Mounting foot kit (4 pcs) ▪ incl. screws



Cover screws

MR 28005EU	Cover screw
MRS 38036	Cover screw kit ▪ 2xMR 28005EU+2xMR 28036
MRS 38005	Cover screw kit ▪ 4xMR 28005EU+4xMR 28036
MRS 38217	4 x Long threaded screws



Mounting screws and other accessories

MR 28036EU	Mounting screw
MRS 48036	4 x mounting screws
MRS 28084 SET	Brass insert kit (4 pcs, M3)
MB 28018	Decoration plug
SB 28088	Sealing bush



EURONORD PC

technical information

Property	Polycarbonate (PC)
Ingress Protection (EN 60529)	IP 66/IP 67
Impact Resistance (EN 62262)	IK 07 (side surface) IK 08 (front surface)
Temperature Range Celsius	-40° . . 120°C
(short term) Fahrenheit	-40° . . 250°F
Temperature Range Celsius	-40° . . 80°C
(continuous) Fahrenheit	-40° . . 175°F
Electrical Insulation	Totally insulated ☐
Light Gray Parts Color	RAL 7035 Industry Gray
Transparent Clear PC Cover	Clear transparent
Cover Screws	Ferritic Stainless Steel
Gasket	PUR
Enclosure Flammability Rating	Complies with UL 508
Glow Wire Test (IEC 695-2-1) Self-extinguishing (PC)	960°C
Non-toxicity	Halogen Free
UV resistance	Complies with UL 508
Chemical Resistance *	Good

Data subject to change without notice.

*Consult separate raw material data for more detailed information

Conformity to standards

USA Enclosures for Electrical Equipment
UL Type 1, 4, 4X, 12 and 13; UL File E75645

Canada Industrial Control Equipment
Enclosures for Electrical Equipment/cUL

Europe Empty enclosures for low-voltage switchgear and
controlgear assemblies EN 62208:2003 (50298:1998)

Europe Safety of Information Technology Equipment
EN 60950
RoHS directive 2002/95/EC

Russia GostR - Gost Russian certificate of conformity



EURONORD

P 0808

3.1 x 3.0

NEMA 1, 4, 4X, 12 and 13

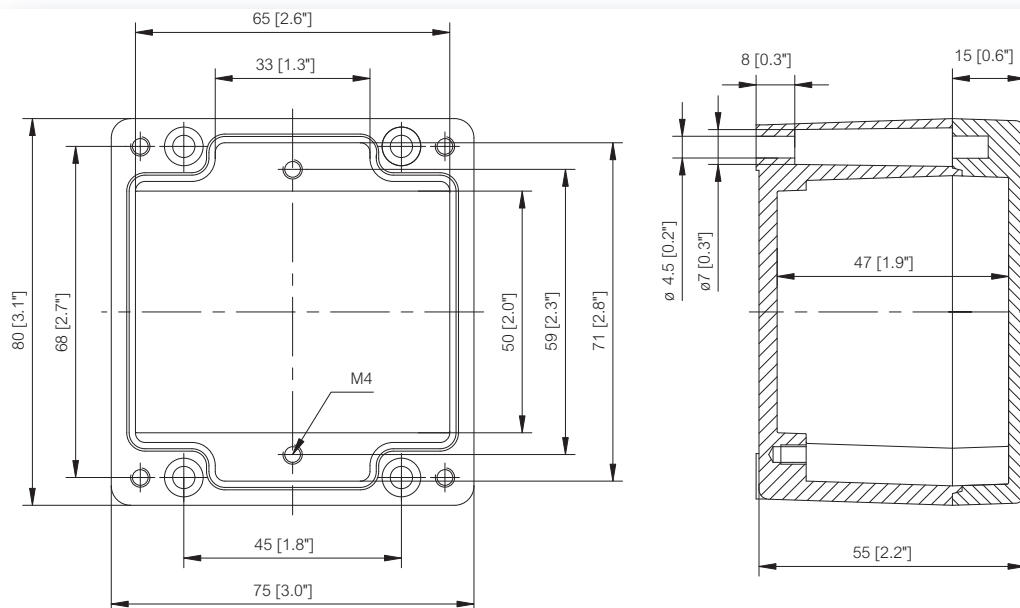
Including: Base, cover with EPDM gasket and stainless steel cover screws.

Enclosures

Order symbol	Dimensions inch	Dimensions mm	Description
P 080806	3.1 x 3 x 2.2	80 x 75 x 55	Fiberglass enclosure

Accessories

Order symbol	Dimensions inch	Dimensions mm	Description
PM 0808	2.5 x 2.7	64 x 69	Back Panel
MRS 28540	0.4 x 1.7	11 x 42	Mounting foot kit (2 pcs) • incl. screws



NEMA 1, 4, 4X, 12 and 13



Enclosures

Accessories

CAD files available at www.fiboxusa.com



EURONORD

P 0816

6.3 x 3.0

NEMA 1, 4, 4X, 12 and 13

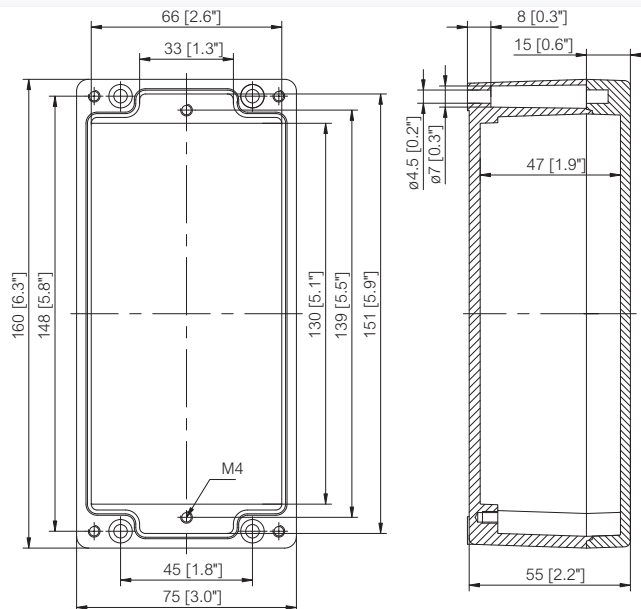
Including: Base, cover with EPDM gasket and stainless steel cover screws.

Enclosures

Order symbol	Dimensions inch	Dimensions mm	Description
P 081606	6.3 x 3 x 2.2	160 x 75 x 55	Fiberglass enclosure

Accessories

Order symbol	Dimensions inch	Dimensions mm	Description
PM 0816	2.5 x 5.9	64 x 149	Back Panel
TRH 1216	1.4 x 5.7	35 x 146	DIN-35 Mounting rail
MRS 28540	0.4 x 1.7	11 x 42	Mounting foot kit (2 pcs) • incl. screws



EURONORD

P 0819

7.5 x 3.0

NEMA 1, 4, 4X, 12 and 13



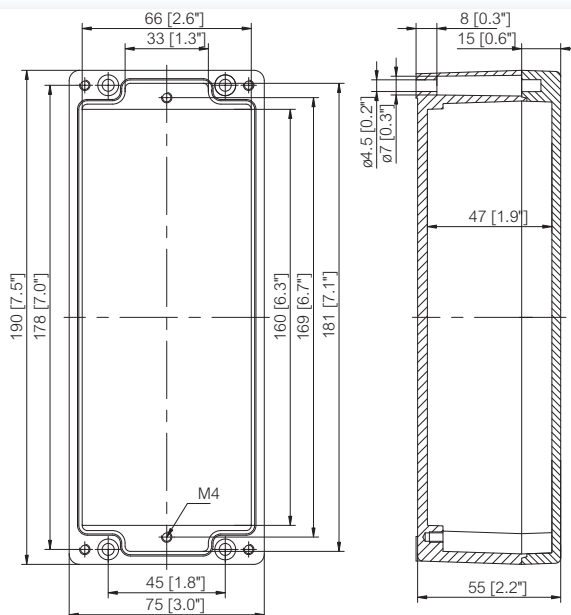
Including: Base, cover with EPDM gasket and stainless steel cover screws.

Enclosures

Order symbol	Dimensions inch	Dimensions mm	Description
P 081906	7.5 x 3 x 2.2	190 x 75 x 55	Fiberglass enclosure

Accessories

Order symbol	Dimensions inch	Dimensions mm	Description
PM 0819	2.5 x 7	64 x 179	Back Panel
MRS 28540	0.4 x 1.7	11 x 42	Mounting foot kit (2 pcs) • incl. screws





EURONORD

P 1212

4.8 x 4.7

NEMA 1, 4, 4X, 12 and 13

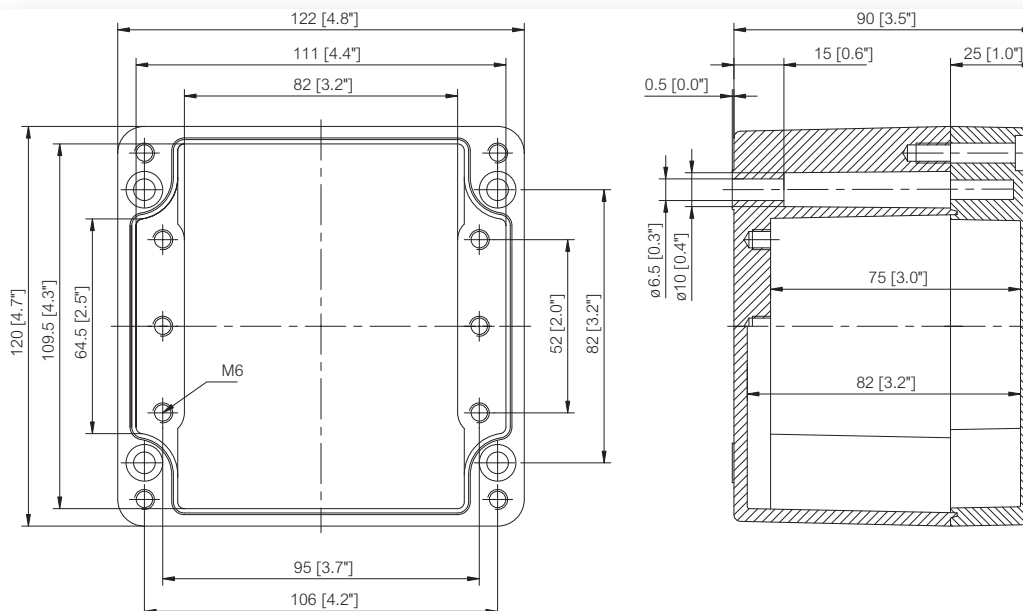
Including: Base, cover with EPDM gasket and stainless steel cover screws.

Enclosures

Order symbol	Dimensions inch	Dimensions mm	Description
P 121209	4.8 x 4.7 x 3.5	122 x 120 x 90	Fiberglass enclosure

Accessories

Order symbol	Dimensions inch	Dimensions mm	Description
AM 1212	4.2 x 4.3	107 x 110	Back Panel
ARH 12	1.4 x 4.1	35 x 105	DIN-35 Mounting rail
MRS 28541	0.6 x 2	15 x 50	Mounting foot kit (2 pcs) • incl. screws
PH A & AH A/B			Hinge kit • 1 pair includes screws



EURONORD

P 1222

8.7 x 4.7

NEMA 1, 4, 4X, 12 and 13

Including: Base, cover with EPDM gasket and stainless steel cover screws.

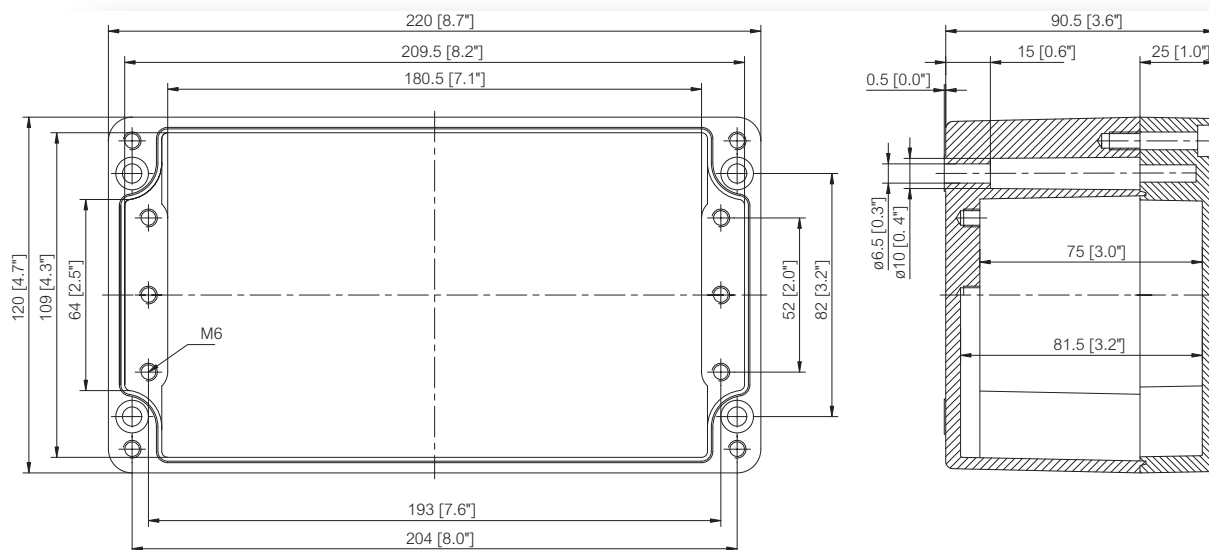


Enclosures

Order symbol	Dimensions inch	Dimensions mm	Description
P 122209	8.7 x 4.7 x 3.5	220 x 120 x 90	Fiberglass enclosure

Accessories

Order symbol	Dimensions inch	Dimensions mm	Description
AM 1222	4.2 x 8.1	107 x 207	Back Panel
ARH 22	1.4 x 8	35 x 203	DIN-35 Mounting rail
MRS 28541	0.6 x 2	15 x 50	Mounting foot kit (2 pcs) • incl. screws
PH A & AH A/B			Hinge kit • 1 pair includes screws





EURONORD

P 1616

6.3 x 6.3

NEMA 1, 4, 4X, 12 and 13

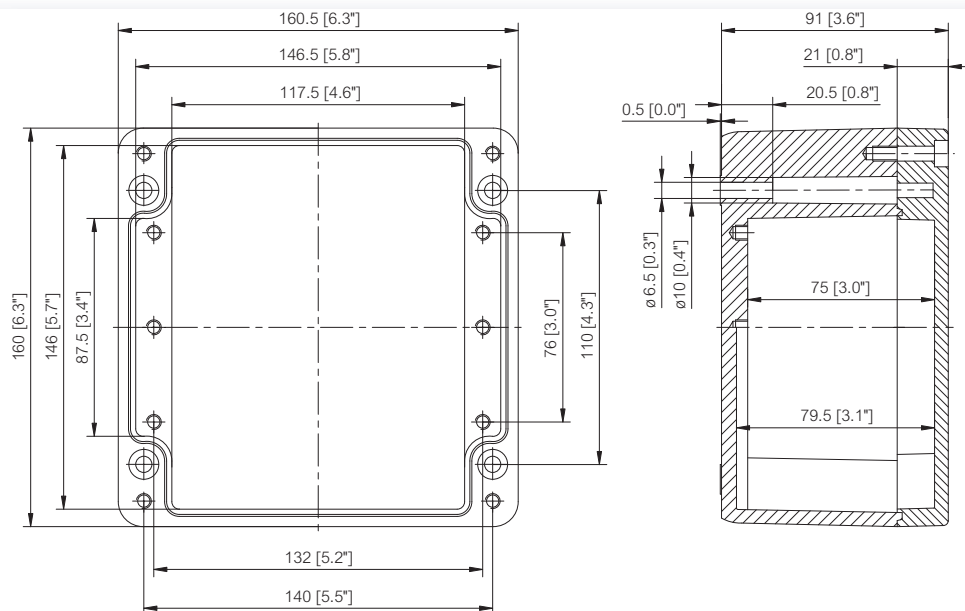
Including: Base, cover with EPDM gasket and stainless steel cover screws.

Enclosures

Order symbol	Dimensions inch	Dimensions mm	Description
P 161609	6.3 x 6.3 x 3.6	160 x 160 x 91	Fiberglass enclosure

Accessories

Order symbol	Dimensions inch	Dimensions mm	Description
PM 1616	5.7 x 5.7	146 x 146	Back Panel
ARH 16	1.4 x 5.5	35 x 140	DIN-35 Mounting rail
MRS 28541	0.6 x 2	15 x 50	Mounting foot kit (2 pcs) • incl. screws
PH A & AH A/B			Hinge kit • 1 pair includes screws



EURONORD

P 1626

10.2 x 6.3

NEMA 1, 4, 4X, 12 and 13



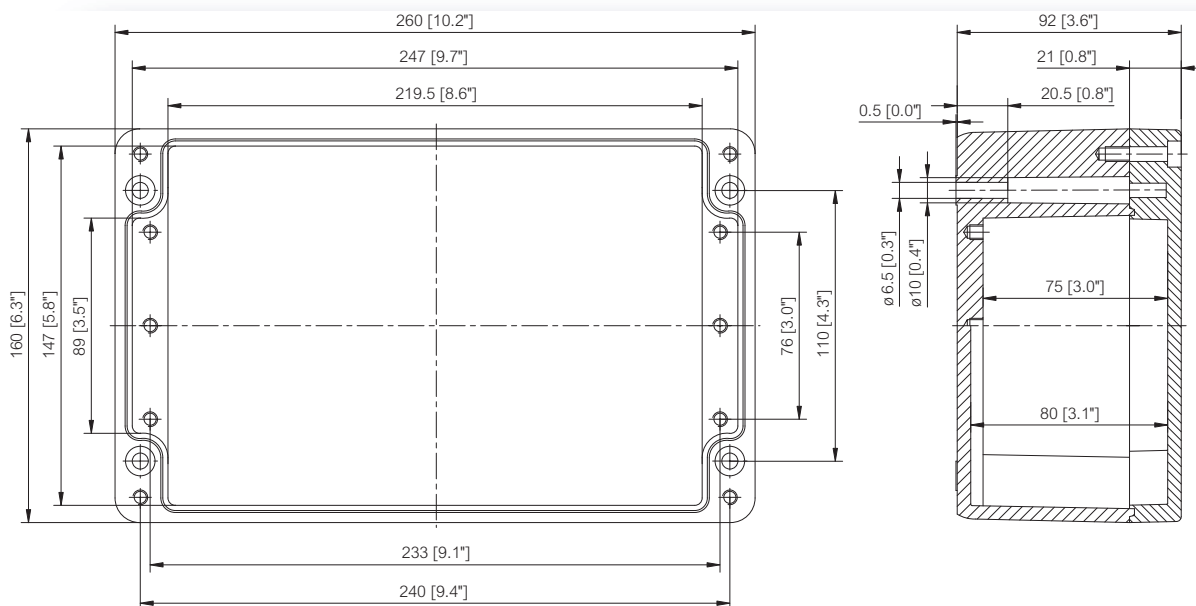
Including: Base, cover with EPDM gasket and stainless steel cover screws.

Enclosures

Order symbol	Dimensions inch	Dimensions mm	Description
P 162609	10.2 x 6.3 x 3.6	260 x 160 x 92	Fiberglass enclosure

Accessories

Order symbol	Dimensions inch	Dimensions mm	Description
PM 1626	5.7 x 9.6	146 x 244	Back Panel
ARH 26	1.4 x 9.4	35 x 240	DIN-35 Mounting rail
MRS 28541	0.6 x 2	15 x 50	Mounting foot kit (2 pcs) • incl. screws
PH A & AH A/B			Hinge kit • 1 pair includes screws





EURONORD

P 1636

14.2 x 6.3

NEMA 1, 4, 4X, 12 and 13

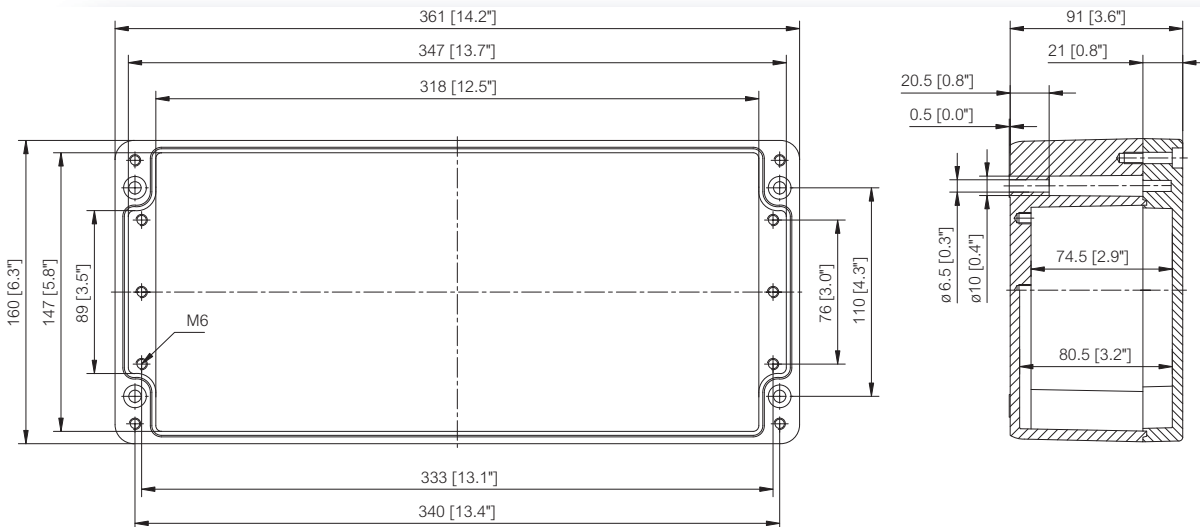
Including: Base, cover with EPDM gasket and stainless steel cover screws.

Enclosures

Order symbol	Dimensions inch	Dimensions mm	Description
P 163609	14.2 x 6.3 x 3.6	361 x 160 x 91	Fiberglass enclosure

Accessories

Order symbol	Dimensions inch	Dimensions mm	Description
AM 1236	4.2 x 13.7	107 x 347	Back Panel
AM 1636	5.7 x 13.6	146 x 346	Back Panel
ARH 36	1.4 x 13.5	35 x 343	DIN-35 Mounting rail
MRS 28541	0.6 x 2	15 x 50	Mounting foot kit (2 pcs) • incl. screws
PH A & AH A/B			Hinge kit • 1 pair includes screws



EURONORD

P 2526

10.1 x 9.9

NEMA 1, 4, 4X, 12 and 13



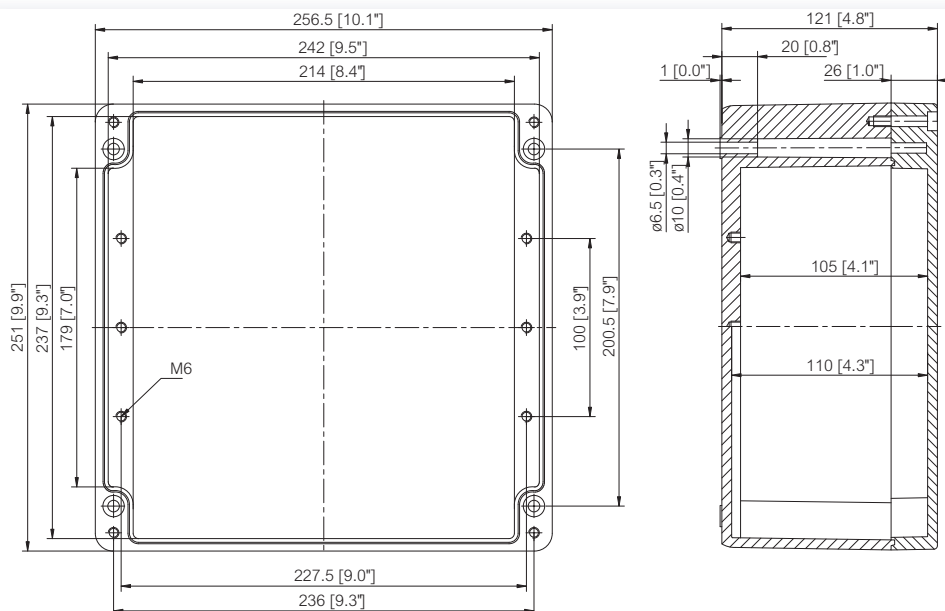
Including: Base, cover with EPDM gasket and stainless steel cover screws.

Enclosures

Order symbol	Dimensions inch	Dimensions mm	Description
P 252612	10.1 x 9.9 x 4.8	256 x 251 x 121	Fiberglass enclosure

Accessories

Order symbol	Dimensions inch	Dimensions mm	Description
PM 2526	9.1 x 9.4	231 x 240	Back Panel
PRH 2526	1.4 x 9.4	35 x 238	DIN-35 Mounting rail
MRS 28541	0.6 x 2	15 x 50	Mounting foot kit (2 pcs) • incl. screws
PH A & AH A/B			Hinge kit • 1 pair includes screws





NEMA 1, 4, 4X, 12 and 13

Enclosures

Accessories

[illegible]

EURONORD
P 4040

NEMA 1, 4, 4X, 12 and 13



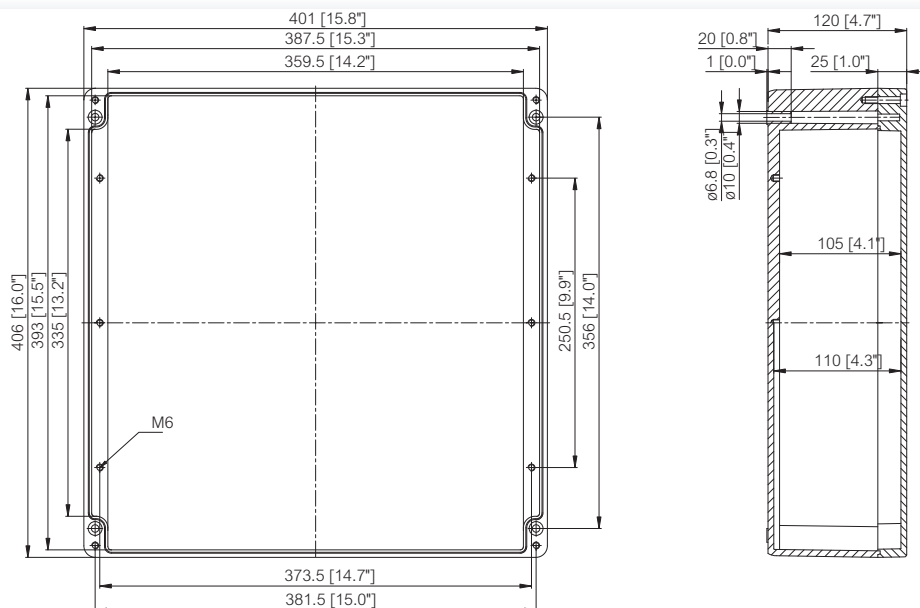
Including: Base, cover with EPDM gasket and stainless steel cover screws.

Enclosures

Order symbol		Dimensions inch	Dimensions mm	Description
P 404012		16 x 15.8 x 4.7	406 x 401 x 120	Fiberglass enclosure

Accessories

Order symbol	Dimensions inch	Dimensions mm	Description
PM 4040	15.4 x 15.2	390 x 385	Back Panel
ARH 40	1.4 x 15.1	35 x 383	DIN-35 Mounting rail
MRS 28541	0.6 x 2	15 x 50	Mounting foot kit (2 pcs) ▪ incl. screws
PH A & AH A/B			Hinge kit ▪ 1 pair includes screws



P ACCESSORIES

Order symbol Description

Back Panels (Galvanized steel, sheet thickness 1,5 mm)

PM 0808	2.5 x 2.7 inch ▪ 64 x 69 mm
PM 0811	2.5 x 3.9 inch ▪ 64 x 99 mm
PM 0816	2.5 x 5.9 inch ▪ 64 x 149 mm
PM 0819	2.5 x 7 inch ▪ 64 x 179 mm
AM 1212	4.2 x 4.3 inch ▪ 107 x 110 mm
AM 1222	4.2 x 8.1 inch ▪ 107 x 207 mm
PM 1616	5.7 x 5.7 inch ▪ 146 x 146 mm
PM 1626	5.7 x 9.6 inch ▪ 146 x 244 mm
AM 1636	5.7 x 13.6 inch ▪ 146 x 346 mm
PM 2526	9.1 x 9.4 inch ▪ 231 x 240 mm
PM 2540	9.1 x 15.1 inch ▪ 231 x 383 mm
PM 4040	15.4 x 15.2 inch ▪ 390 x 385 mm

DIN-35 Mounting rails (Galvanized steel, rail height 7,5 mm)

ARH 12	1.4 x 4.1 inch ▪ 35 x 105 mm
ARH 16	1.4 x 5.5 inch ▪ 35 x 140 mm
ARH 22	1.4 x 8 inch ▪ 35 x 203 mm
PRH 2526	1.4 x 9.4 inch ▪ 35 x 238 mm
ARH 26	1.4 x 9.4 inch ▪ 35 x 240 mm
ARH 36	1.4 x 13.5 inch ▪ 35 x 343 mm
ARH 40	1.4 x 15.1 inch ▪ 35 x 383 mm

Hinges and wall mounting

PH A & AH A/B	Hinge kit ▪ 1 pair includes screws
MRS 28540	Mounting foot kit (2 pcs) ▪ incl. screws
MRS 28541	Mounting foot kit (2 pcs) ▪ incl. screws



EURONORD P technical information

Property	Polyester (GRP)
Ingress Protection (EN 60529)	IP 66/IP 67
Impact Resistance (EN 62262)	IK 08
Temperature Range Celsius	-50°...120°C
(short term) Fahrenheit	-60°...250°F
Temperature Range Celsius	-40°...80°C
(continuous) Fahrenheit	-40°...175°F
Electrical Insulation	Totally insulated ☐
Color	RAL 7001
Cover Screws	Stainless steel
Gasket	EPDM
Enclosure Flammability Rating	Complies with UL 508
Glow Wire Test (IEC 695-2-1)	960°C
Self-extinguishing (PC)	
Non-toxicity	Halogen Free
Chemical Resistance *	Good

Data subject to change without notice.

*Consult separate raw material data for more detailed information

Confirmity to standards

USA Enclosures for Electrical Equipment
NEMA 1, 4, 4X, 12 and 13

Canada Industrial Control Equipment
Enclosures for Electrical Equipment/cUL

Europe Empty enclosures for low-voltage switchgear and
controlgear assemblies EN 62208:2003 (50298:1998)

Europe Safety of Information Technology Equipment
EN 60950
RoHS directive 2002/95/EC



FIBOX – Solutions for demanding environments




Fibox ALU

ALU enclosures provide rigid construction, high impact resistance and they can be used at a wide range of operating temperatures. They provide excellent protection against petroleum, hydraulic oils, alcohols and solvents. Aluminum enclosures are electrically conductive. EMC shielding with optional special gasket.



ALU



Good resistance to chemical attack (painted)



Wall mounting holes outside gasket area: maintaining water tight seal



RoHS compliant and halogen-free

ALU

ALU 0505

2 x 1.8

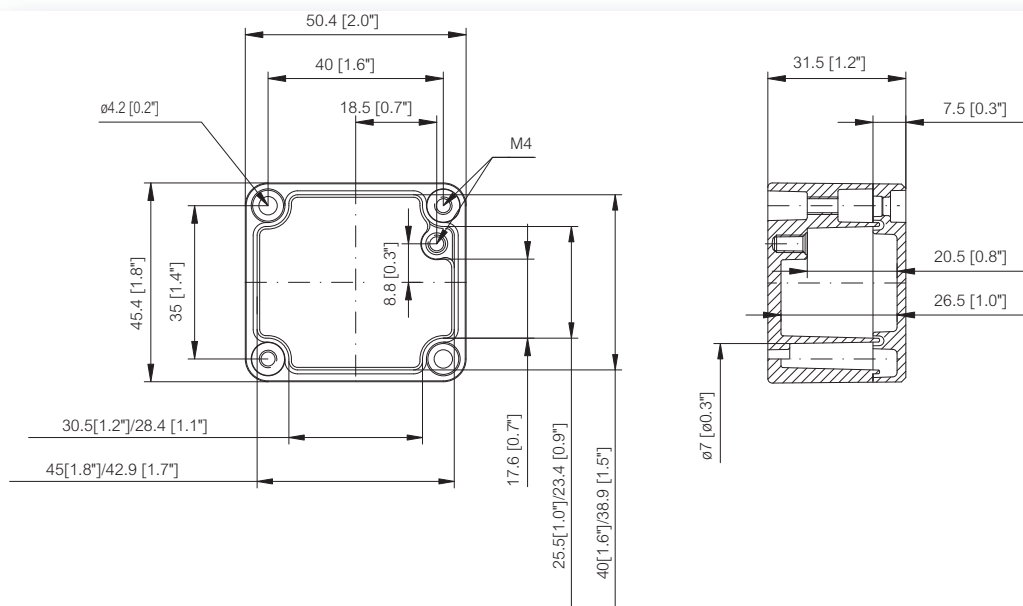
UL Type 1, 4, 4X, 12 or 13



Including: Base with screws for mounting plate/DIN-rail, cover with PUR gasket and ferritic stainless steel cover screws.

Enclosures

Order symbol	Order symbol UL	Dimensions inch	Dimensions mm	Description
AL 050503	UL AL 050503	2 x 1.8 x 1.3	50 x 45 x 32	Aluminum enclosure





ALU

ALU 0606

2.6 x 2.4

UL Type 1, 4, 4X, 12 or 13

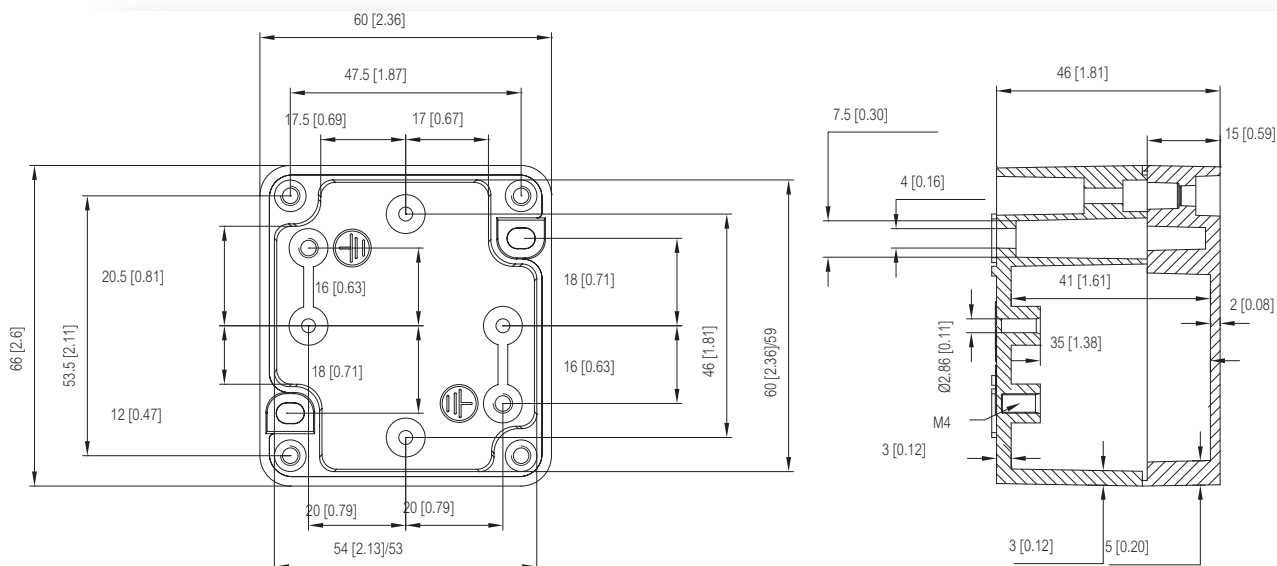
Including: Base with screws for mounting plate/DIN-rail, cover with PUR gasket and ferritic stainless steel cover screws.

Enclosures

Order symbol	Order symbol UL	Dimensions inch	Dimensions mm	Description
ALN 060605	UL ALN 060605	2.6 x 2.4 x 1.8	66 x 60 x 46	Aluminum enclosure

Accessories

Order symbol	Dimensions inch	Dimensions mm	Description
TRM 0507	0.6 x 1.9	15 x 48	DIN-15 Mounting rail
MIV 5	1.4 x 2	35 x 50	DIN-35 Mounting rail
MR 75003			Selftapping taptite screw M3
MRS 28540	0.4 x 1.7	11 x 42	Mounting foot kit (2 pcs) • incl. screws



ALU

ALU 0610

3.9 x 2.6

UL Type 1, 4, 4X, 12 or 13



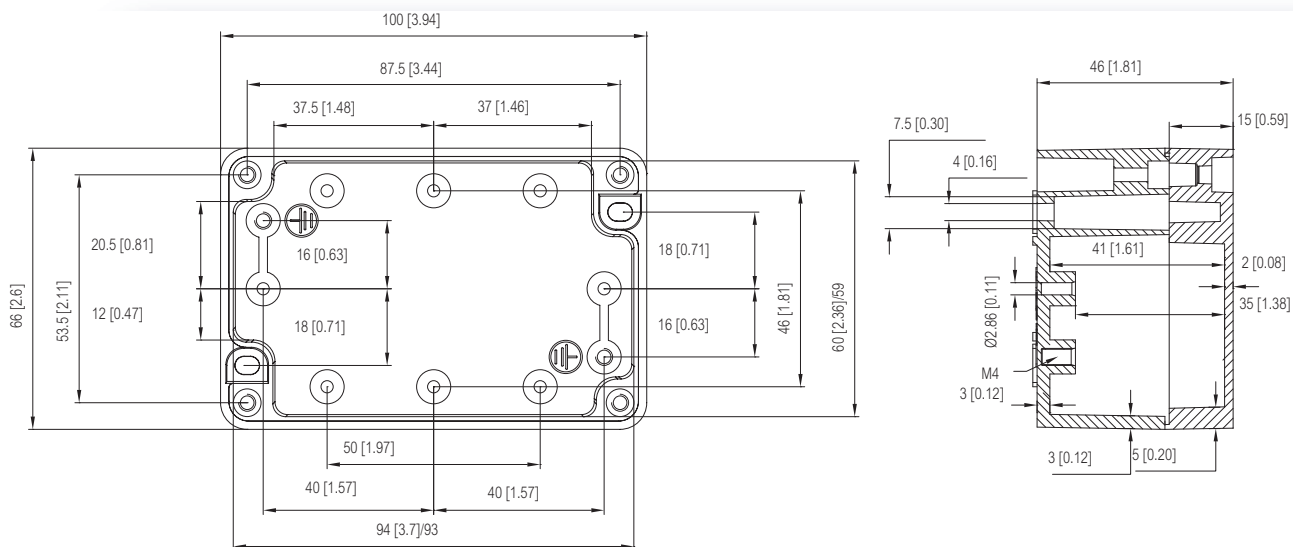
Including: Base with screws for mounting plate/DIN-rail, cover with PUR gasket and ferritic stainless steel cover screws.

Enclosures

Order symbol	Order symbol UL	Dimensions inch	Dimensions mm	Description
ALN 061005	UL ALN 061005	3.9 x 2.6 x 1.8	100 x 66 x 46	Aluminum enclosure

Accessories

Order symbol	Dimensions inch	Dimensions mm	Description
ARM 0610	0.6 x 3.5	15 x 88	DIN-15 Mounting rail
MR 75003			Selftapping tapitite screw M3
MRS 28540	0.4 x 1.7	11 x 42	Mounting foot kit (2 pcs) • incl. screws





ALU

ALU 0615

6 x 2.6

UL Type 1, 4, 4X, 12 or 13

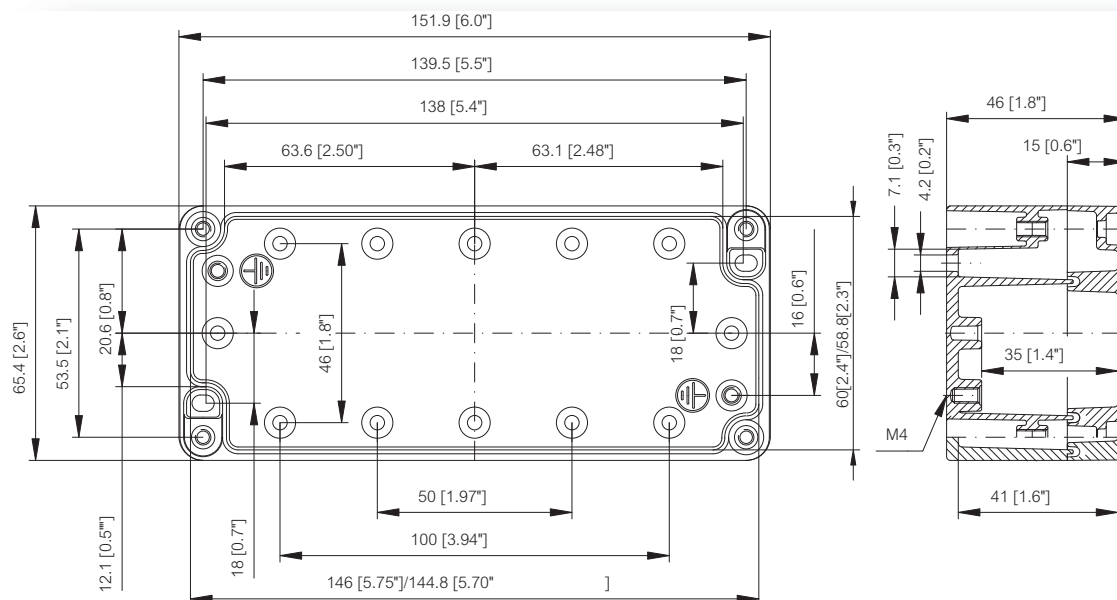
Including: Base with screws for mounting plate/DIN-rail, cover with PUR gasket and ferritic stainless steel cover screws.

Enclosures

Order symbol	Order symbol UL	Dimensions inch	Dimensions mm	Description
AL 061505	UL AL 061505	6 x 2.6 x 1.8	152 x 66 x 46	Aluminum enclosure

Accessories

Order symbol	Dimensions inch	Dimensions mm	Description
ARM 0615	0.6 x 5.5	15 x 140	DIN-15 Mounting rail
ARH 16	1.4 x 5.5	35 x 140	DIN-35 Mounting rail
MR 75003			Selftapping taptite screw M3
MRS 28540	0.4 x 1.7	11 x 42	Mounting foot kit (2 pcs) • incl. screws



ALU

ALU 0808

3.2 x 3

UL Type 1, 4, 4X, 12 or 13



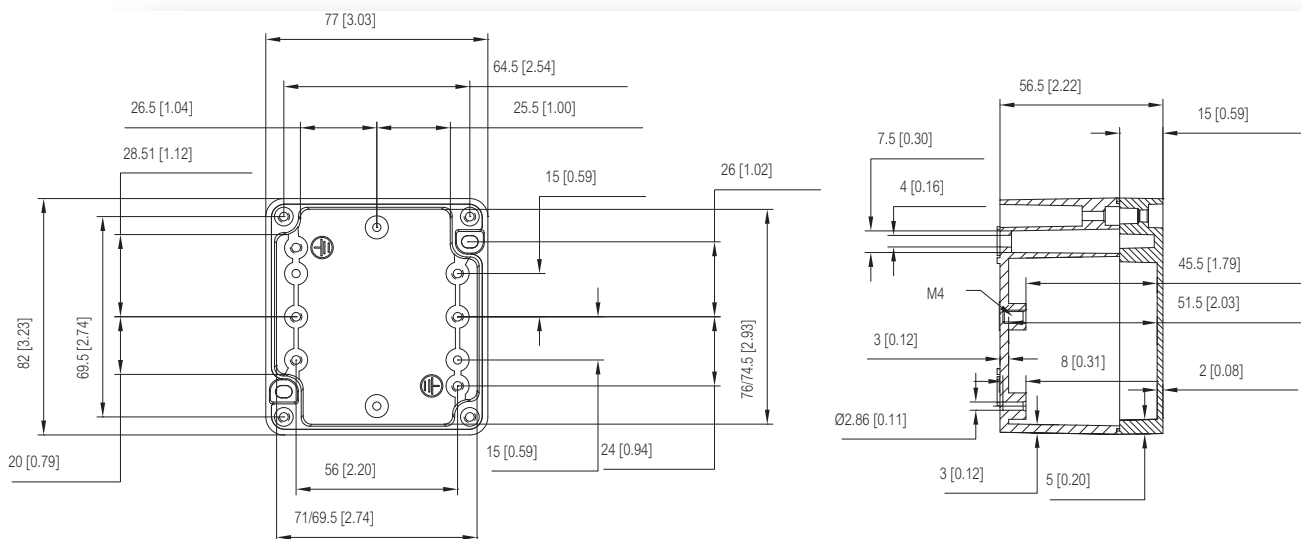
Including: Base with screws for mounting plate/DIN-rail, cover with PUR gasket and ferritic stainless steel cover screws.

Enclosures

Order symbol	Order symbol UL	Dimensions inch	Dimensions mm	Description
ALN 080806	UL ALN 080806	3.2 x 3 x 2.2	82 x 77 x 57	Aluminum enclosure

Accessories

Order symbol	Dimensions inch	Dimensions mm	Description
AM 0808	2.7 x 2.5	69 x 64	Back Panel
ARM 0808	0.6 x 2.6	15 x 65	DIN-15 Mounting rail
TRM 0808	0.6 x 2.7	15 x 68	DIN-15 Mounting rail
MR 75003			Selftapping taptite screw M3
MRS 28540	0.4 x 1.7	11 x 42	Mounting foot kit (2 pcs) ▪ incl. screws





UL Type 1, 4, 4X, 12 or 13

Enclosures

Accessories

[illegible]

ALU

ALU 0818

7 x 3.2

UL Type 1, 4, 4X, 12 or 13



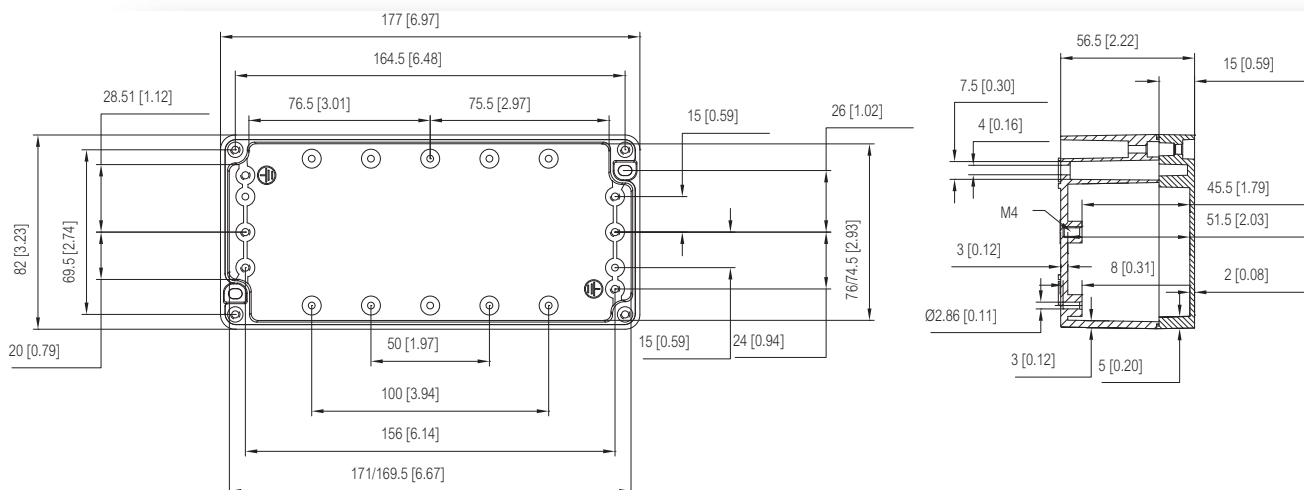
Including: Base with screws for mounting plate/DIN-rail, cover with PUR gasket and ferritic stainless steel cover screws.

Enclosures

Order symbol	Order symbol UL	Dimensions inch	Dimensions mm	Description
ALN 081806	UL ALN 081806	7 x 3.2 x 2.2	177 x 81 x 57	Aluminum enclosure

Accessories

Order symbol	Dimensions inch	Dimensions mm	Description
AM 0818	2.7 x 6.5	69 x 164	Back Panel
ARM 0818	0.6 x 6.5	15 x 165	DIN-15 Mounting rail
EKV 12	1.4 x 6.3	35 x 160	DIN-35 Mounting rail
MR 75003			Selftapping taptite screw M3
MRS 28540	0.4 x 1.7	11 x 42	Mounting foot kit (2 pcs) • incl. screws





ALU ALU 0825

9.9 x 3.2

UL Type 1, 4, 4X, 12 or 13

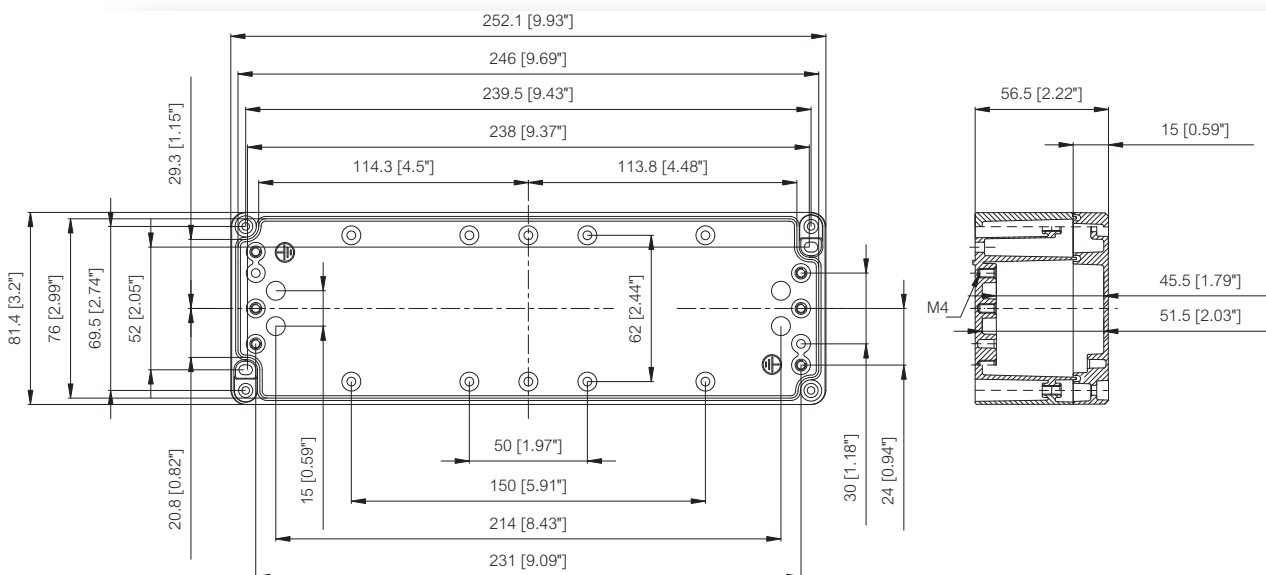
Including: Base with screws for mounting plate/DIN-rail, cover with PUR gasket and ferritic stainless steel cover screws.

Enclosures

Order symbol	Order symbol UL	Dimensions inch	Dimensions mm	Description
AL 082506	UL AL 082506	9.9 x 3.2 x 2.2	252 x 81 x 57	Aluminum enclosure

Accessories

Order symbol	Dimensions inch	Dimensions mm	Description
AM 0808	2.7 x 2.5	69 x 64	Back Panel
AM 0813	2.7 x 4.5	69 x 114	Back Panel
AM 0818	2.7 x 6.5	69 x 164	Back Panel
AM 0825	2.7 x 9.4	69 x 240	Back Panel
ARM 0808	0.6 x 2.6	15 x 65	DIN-15 Mounting rail
ARM 0825	0.6 x 9.4	15 x 240	DIN-15 Mounting rail
ARH 26	1.4 x 9.4	35 x 240	DIN-35 Mounting rail
MR 75003			Selftapping taptite screw M3
MRS 28540	0.4 x 1.7	11 x 42	Mounting foot kit (2 pcs) • incl. screws



ALU

ALU 1212

4.9 x 4.9

UL Type 1, 4, 4X, 12 or 13



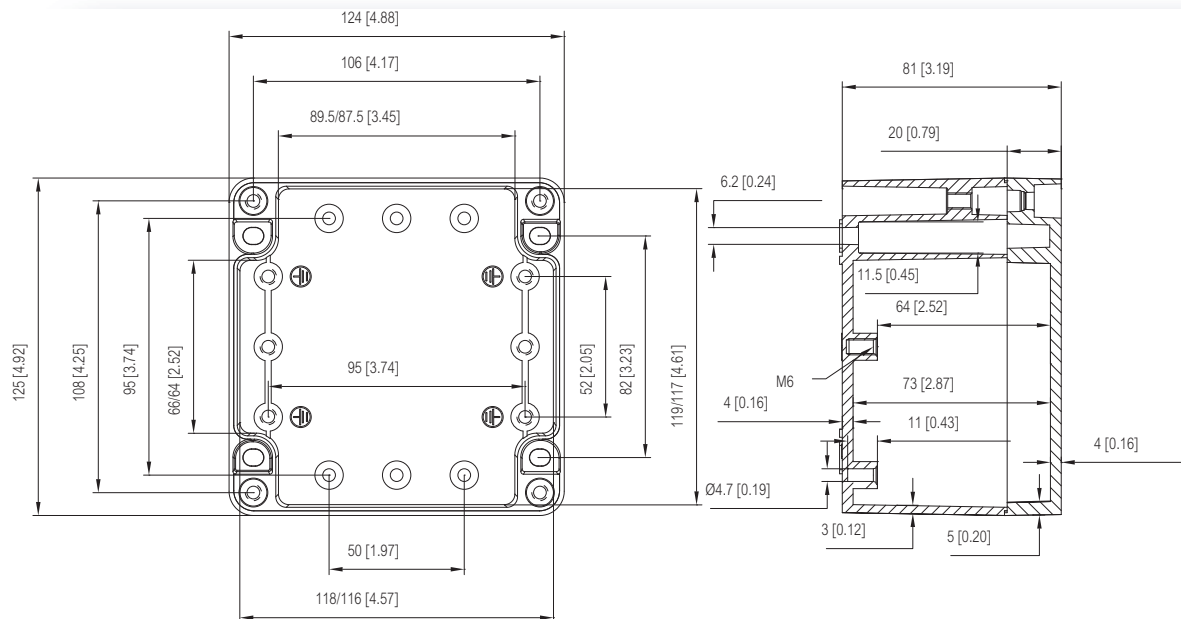
Including: Base with screws for mounting plate/DIN-rail, cover with PUR gasket and ferritic stainless steel cover screws.

Enclosures

Order symbol	Order symbol UL	Dimensions inch	Dimensions mm	Description
ALN 121208	UL ALN 121208	4.9 x 4.9 x 3.2	125 x 124 x 81	Aluminum enclosure

Accessories

Order symbol	Dimensions inch	Dimensions mm	Description
AM 1212	4.2 x 4.3	107 x 110	Back Panel
ARH 12	1.4 x 4.1	35 x 105	DIN-35 Mounting rail
MR 75005			Selftapping taptite screw M5
MRS 28541	0.6 x 2	15 x 50	Mounting foot kit (2 pcs) • incl. screws
PH A & AH A/B			Hinge kit • 1 pair includes screws





ALU

ALU 1222

8.7 x 4.9

UL Type 1, 4, 4X, 12 or 13

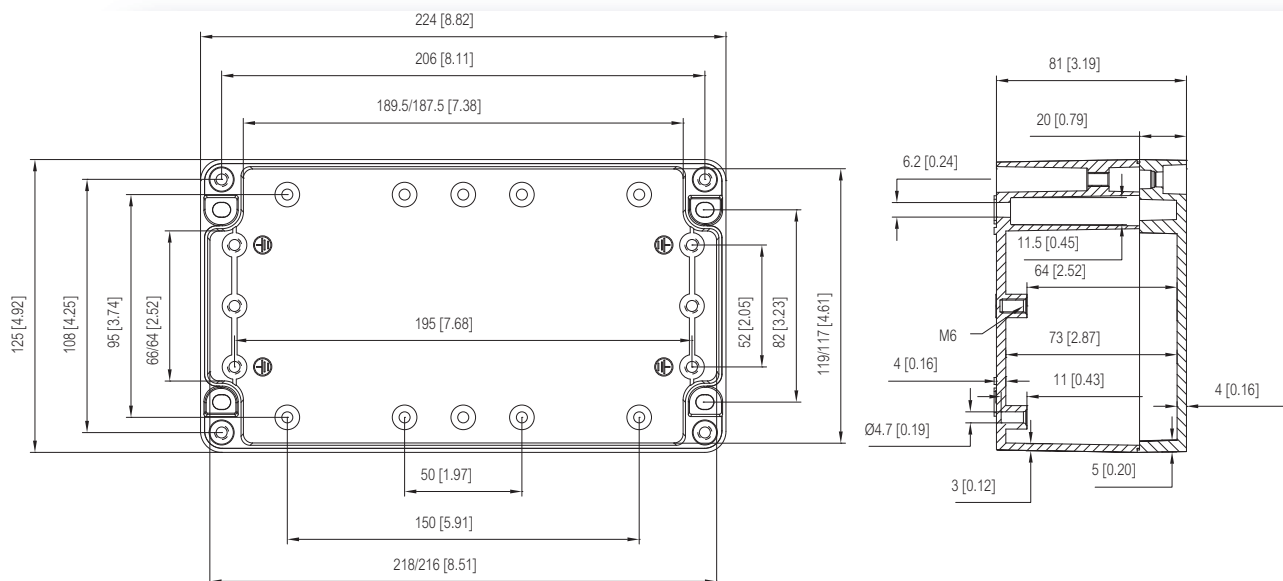
Including: Base with screws for mounting plate/DIN-rail, cover with PUR gasket and ferritic stainless steel cover screws.

Enclosures

Order symbol	Order symbol UL	Dimensions inch	Dimensions mm	Description
ALN 122208	UL ALN 122208	8.7 x 4.9 x 3.2	222 x 125 x 81	Aluminum enclosure

Accessories

Order symbol	Dimensions inch	Dimensions mm	Description
AM 1222	4.2 x 8.1	107 x 207	Back Panel
ARH 22	1.4 x 8	35 x 203	DIN-35 Mounting rail
MR 75005			Selftapping tapitite screw M5
MRS 28541	0.6 x 2	15 x 50	Mounting foot kit (2 pcs) • incl. screws
PH A & AH A/B			Hinge kit • 1 pair includes screws



ALU

ALU 1236

14.3 x 4.9

UL Type 1, 4, 4X, 12 or 13



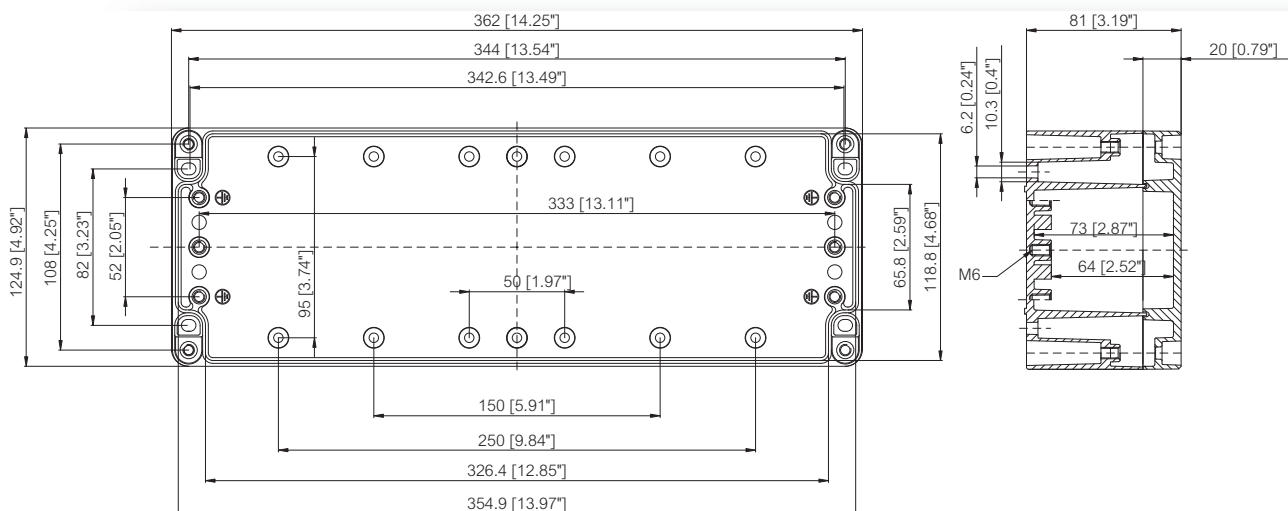
Including: Base with screws for mounting plate/DIN-rail, cover with PUR gasket and ferritic stainless steel cover screws.

Enclosures

Order symbol	Order symbol UL	Dimensions inch	Dimensions mm	Description
AL 123608	UL AL 123608	14.3 x 4.9 x 3.2	362 x 125 x 81	Aluminum enclosure

Accessories

Order symbol	Dimensions inch	Dimensions mm	Description
AM 1212	4.2 x 4.3	107 x 110	Back Panel
AM 1222	4.2 x 8.1	107 x 207	Back Panel
AM 1236	4.2 x 13.7	107 x 347	Back Panel
ARH 12	1.4 x 4.1	35 x 105	DIN-35 Mounting rail
ARH 36	1.4 x 13.5	35 x 343	DIN-35 Mounting rail
MR 75005			Selftapping taptite screw M5
MRS 28541	0.6 x 2	15 x 50	Mounting foot kit (2 pcs) • incl. screws
PH A & AH A/B			Hinge kit • 1 pair includes screws





ALU

ALU 1616

6.4 x 6.4

UL Type 1, 4, 4X, 12 or 13

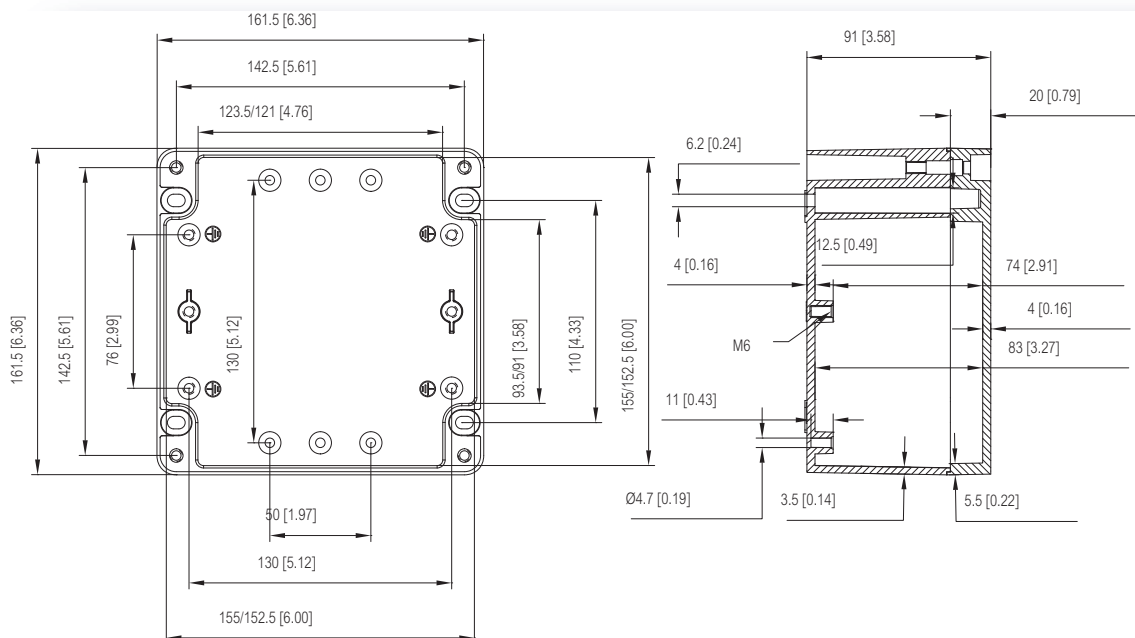
Including: Base with screws for mounting plate/DIN-rail, cover with PUR gasket and ferritic stainless steel cover screws.

Enclosures

Order symbol	Order symbol UL	Dimensions inch	Dimensions mm	Description
ALN 161609	UL ALN 161609	6.4 x 6.4 x 3.6	163 x 162 x 91	Aluminum enclosure

Accessories

Order symbol	Dimensions inch	Dimensions mm	Description
AM 1616	5.7 x 5.7	146 x 146	Back Panel
ARM 0615	0.6 x 5.5	15 x 140	DIN-15 Mounting rail
ARH 16	1.4 x 5.5	35 x 140	DIN-35 Mounting rail
MR 75005			Selftapping taptite screw M5
MRS 28541	0.6 x 2	15 x 50	Mounting foot kit (2 pcs) • incl. screws
PH A & AH A/B			Hinge kit • 1 pair includes screws



ALU

ALU 1626

10.4 x 6.4

UL Type 1, 4, 4X, 12 or 13



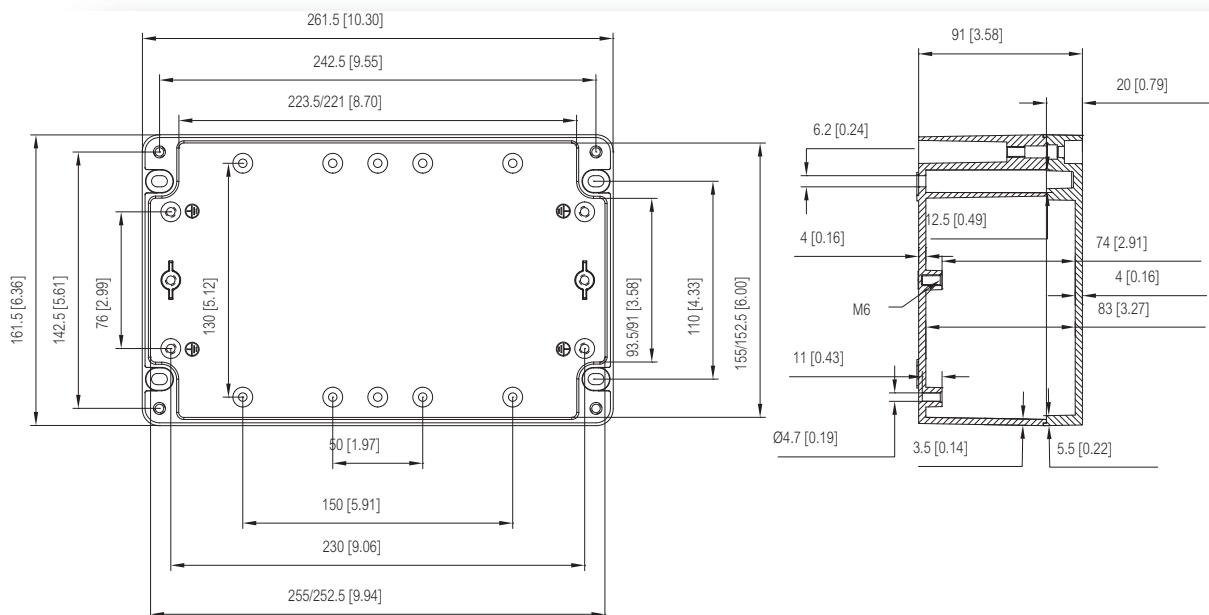
Including: Base with screws for mounting plate/DIN-rail, cover with PUR gasket and ferritic stainless steel cover screws.

Enclosures

Order symbol	Order symbol UL	Dimensions inch	Dimensions mm	Description
ALN 162609	UL ALN 162609	10.4 x 6.4 x 3.6	263 x 162 x 91	Aluminum enclosure

Accessories

Order symbol	Dimensions inch	Dimensions mm	Description
AM 1626	5.7 x 9.6	146 x 244	Back Panel
ARM 0825	0.6 x 9.4	15 x 240	DIN-15 Mounting rail
ARH 26	1.4 x 9.4	35 x 240	DIN-35 Mounting rail
MR 75005			Selftapping taptite screw M5
MRS 28541	0.6 x 2	15 x 50	Mounting foot kit (2 pcs) • incl. screws
PH A & AH A/B			Hinge kit • 1 pair includes screws





UL Type 1, 4, 4X, 12 or 13

Enclosures

Accessories

[illegible]

ALU

ALU 1656

22 x 6.3

UL Type 1, 4, 4X, 12 or 13



Including: Base with screws for mounting plate/DIN-rail, cover with neoprene gasket and stainless steel cover screws.

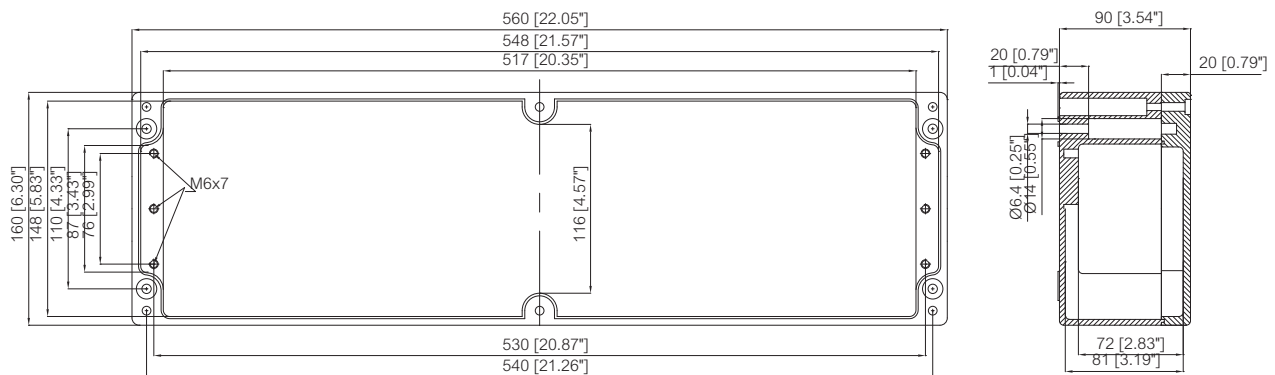
Enclosures

Order symbol	Order symbol UL	Dimensions inch	Dimensions mm	Description
AL 165609	UL AL 165609	22 x 6.3 x 3.5	560 x 160 x 90	Aluminum enclosure

Accessories

Order symbol	Dimensions inch	Dimensions mm	Description
AM 1656	5.7 x 21.5	146 x 545	Back Panel
ARH 1656	1.4 x 21.3	35 x 540	DIN-35 Mounting rail
MRS 28541	0.6 x 2	15 x 50	Mounting foot kit (2 pcs) • incl. screws
PH A & AH A/B			Hinge kit • 1 pair includes screws

FIBOX Aluminium AL 165609





ALU

ALU 2320

9.1 x 7.9

UL Type 1, 4, 4X, 12 or 13

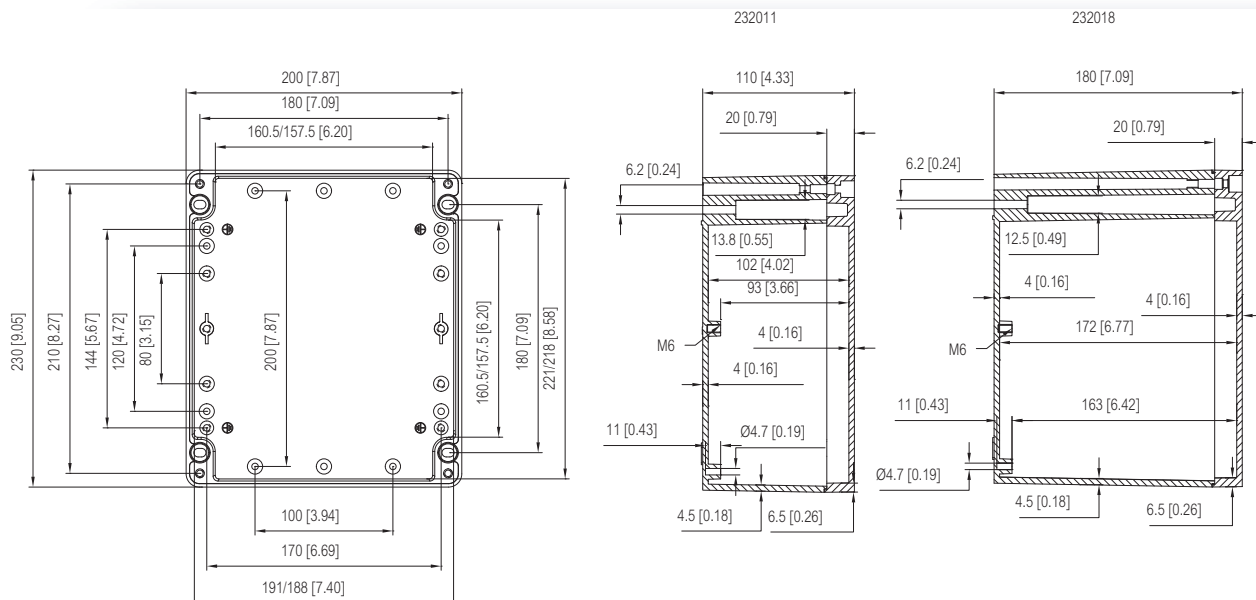
Including: Base with screws for mounting plate/DIN-rail, cover with neoprene gasket and stainless steel cover screws.

Enclosures

Order symbol	Order symbol UL	Dimensions inch	Dimensions mm	Description
AL 232018	UL AL 232018	9.1 x 7.9 x 7.1	230 x 200 x 180	Aluminum enclosure
ALN 232011	UL ALN 232011	9.1 x 7.9 x 4.3	230 x 200 x 110	Aluminum enclosure

Accessories

Order symbol	Dimensions inch	Dimensions mm	Description
AM 2320	8.5 x 7.2	215 x 184	Back Panel
ARH 2320	1.4 x 7.1	35 x 180	DIN-35 Mounting rail
MRS 28541	0.6 x 2	15 x 50	Mounting foot kit (2 pcs) • incl. screws
PH A & AH A/B			Hinge kit • 1 pair includes screws



ALU

ALU 2328

11 x 9.1

UL Type 1, 4, 4X, 12 or 13



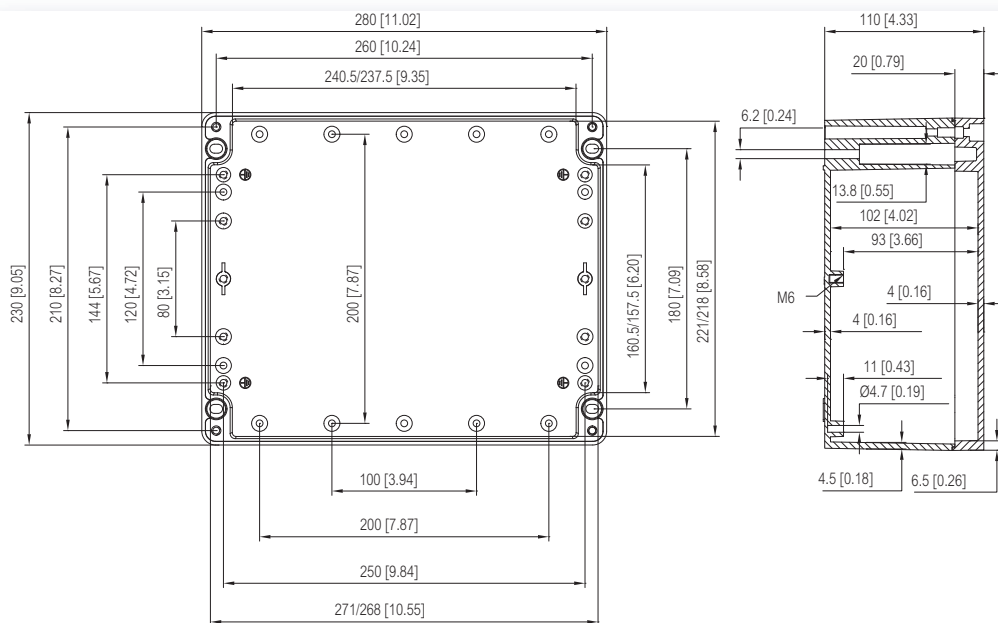
Including: Base with screws for mounting plate/DIN-rail, cover with neoprene gasket and stainless steel cover screws.

Enclosures

Order symbol	Order symbol UL	Dimensions inch	Dimensions mm	Description
ALN 232811	UL ALN 232811	11 x 9.1 x 4.3	280 x 230 x 110	Aluminum enclosure

Accessories

Order symbol	Dimensions inch	Dimensions mm	Description
AM 2328	8.5 x 10.4	215 x 264	Back Panel
ARH 2328	1.4 x 10.2	35 x 260	DIN-35 Mounting rail
MRS 28541	0.6 x 2	15 x 50	Mounting foot kit (2 pcs) • incl. screws
PH A & AH A/B			Hinge kit • 1 pair includes screws





ALU

ALU 2333

13 x 9.1

UL Type 1, 4, 4X, 12 or 13

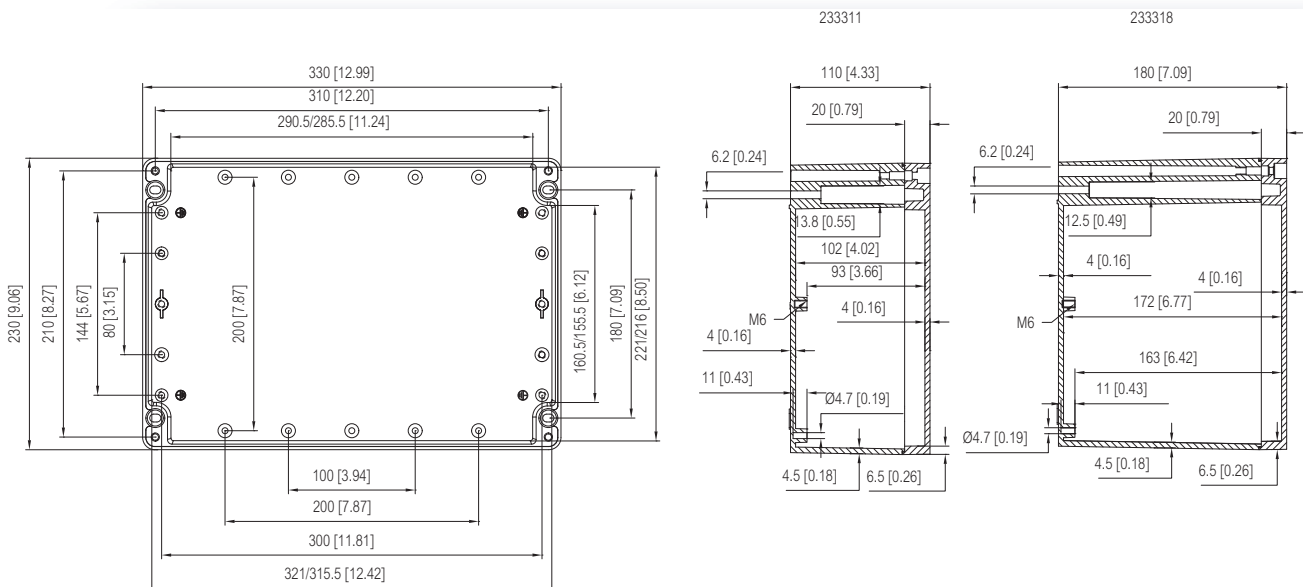
Including: Base with screws for mounting plate/DIN-rail, cover with neoprene gasket and stainless steel cover screws.

Enclosures

Order symbol	Order symbol UL	Dimensions inch	Dimensions mm	Description
ALN 233311	UL ALN 233311	13 x 9.1 x 4.3	330 x 230 x 110	Aluminum enclosure
ALN 233318	UL ALN 233318	13 x 9.1 x 7.1	330 x 230 x 180	Aluminum enclosure

Accessories

Order symbol	Dimensions inch	Dimensions mm	Description
AM 2333	8.5 x 12.4	215 x 315	Back Panel
ARH 2333	1.4 x 12.2	35 x 310	DIN-35 Mounting rail
MRS 28541	0.6 x 2	15 x 50	Mounting foot kit (2 pcs) • incl. screws
PH A & AH A/B			Hinge kit • 1 pair includes screws



ALU

ALU 2340

15.8 x 9.1

UL Type 1, 4, 4X, 12 or 13



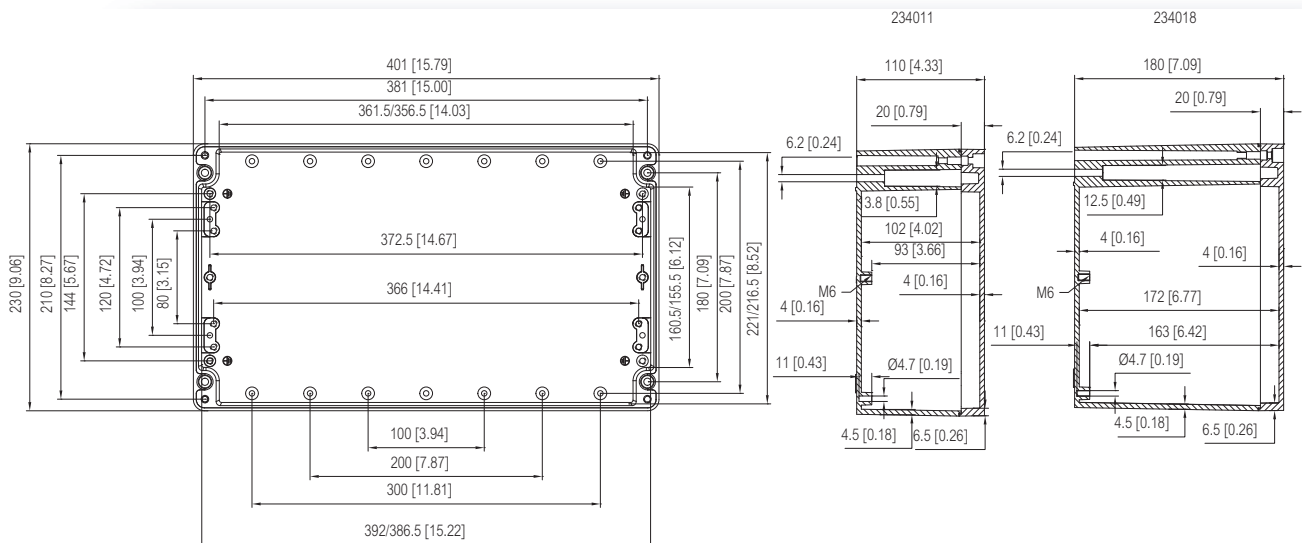
Including: Base with screws for mounting plate/DIN-rail, cover with neoprene gasket and stainless steel cover screws.

Enclosures

Order symbol	Order symbol UL	Dimensions inch	Dimensions mm	Description
AL 234011	UL AL 234011	15.8 x 9.1 x 4.3	401 x 230 x 110	Aluminum enclosure
ALN 234018	UL ALN 234018	15.8 x 9.1 x 7.1	401 x 230 x 180	Aluminum enclosure

Accessories

Order symbol	Dimensions inch	Dimensions mm	Description
AM 2340	8.5 x 15.2	215 x 385	Back Panel
ARH 40	1.4 x 15.1	35 x 383	DIN-35 Mounting rail
MRS 28541	0.6 x 2	15 x 50	Mounting foot kit (2 pcs) • incl. screws
PH A & AH A/B			Hinge kit • 1 pair includes screws





ALU

ALU 2360

23.6 x 9.1

UL Type 1, 4, 4X, 12 or 13

Including: Base with screws for mounting plate/DIN-rail, cover with neoprene gasket and stainless steel cover screws.

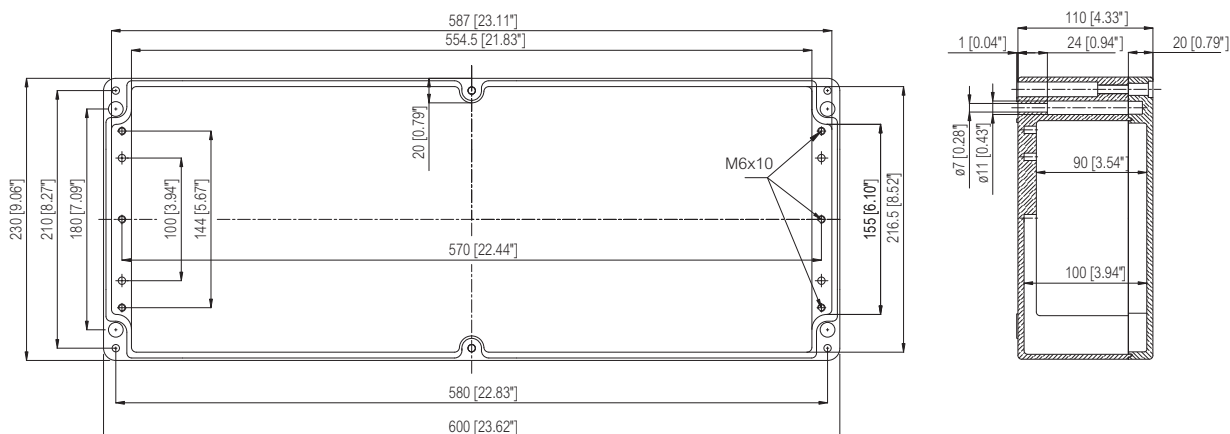
Enclosures

Order symbol	Order symbol UL	Dimensions inch	Dimensions mm	Description
AL 236011	UL AL 236011	23.6 x 9.1 x 4.3	600 x 230 x 110	Aluminum enclosure

Accessories

Order symbol	Dimensions inch	Dimensions mm	Description
AM 2360	8.5 x 23.1	215 x 586	Back Panel
ARH 60	1.4 x 22.8	35 x 580	DIN-35 Mounting rail
MRS 28541	0.6 x 2	15 x 50	Mounting foot kit (2 pcs) • incl. screws
PH A & AH A/B			Hinge kit • 1 pair includes screws

FIBOX ALUMINIUM AL 236011



ALU

ALU 3140

15.9 x 12.2

UL Type 1, 4, 4X, 12 or 13



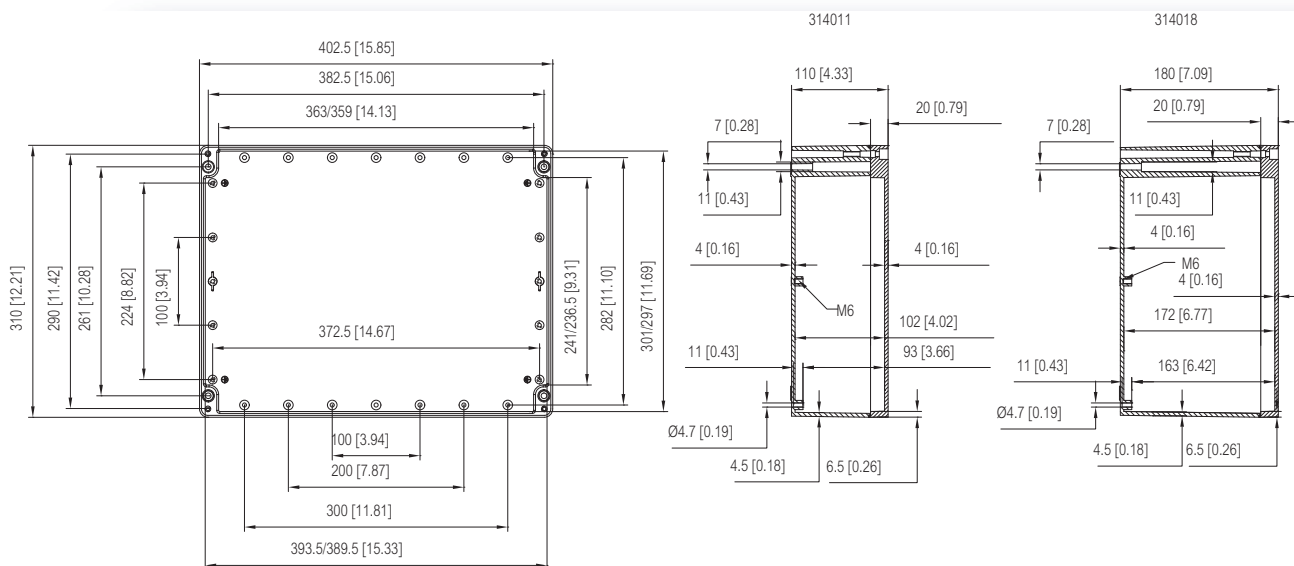
Including: Base with screws for mounting plate/DIN-rail, cover with neoprene gasket and stainless steel cover screws.

Enclosures

Order symbol	Order symbol UL	Dimensions inch	Dimensions mm	Description
AL 314011	UL AL 314011	15.9 x 12.2 x 4.3	403 x 310 x 110	Aluminum enclosure
ALN 314018	UL ALN 314018	15.9 x 12.2 x 7.1	403 x 310 x 180	Aluminum enclosure

Accessories

Order symbol	Dimensions inch	Dimensions mm	Description
AM 3140	11.6 x 15.2	294 x 387	Back Panel
ARH 40	1.4 x 15.1	35 x 383	DIN-35 Mounting rail
MRS 28541	0.6 x 2	15 x 50	Mounting foot kit (2 pcs) • incl. screws
PH A & AH A/B			Hinge kit • 1 pair includes screws





UL Type 1, 4, 4X, 12 or 13

Enclosures

Accessories

[illegible]

ALU ACCESSORIES

Order symbol Description

Mounting plates (Galvanized steel, sheet thickness 1,5 mm)

AM 0808	2.7 x 2.5 inch • 69 x 64 mm
AM 0813	2.7 x 4.5 inch • 69 x 114 mm
AM 0818	2.7 x 6.5 inch • 69 x 164 mm
AM 0825	2.7 x 9.4 inch • 69 x 240 mm
AM 1212	4.2 x 4.3 inch • 107 x 110 mm
AM 1222	4.2 x 8.1 inch • 107 x 207 mm
AM 1236	4.2 x 13.7 inch • 107 x 347 mm
AM 1616	5.7 x 5.7 inch • 146 x 146 mm
AM 1626	5.7 x 9.6 inch • 146 x 244 mm
AM 1636	5.7 x 13.6 inch • 146 x 346 mm
AM 1656	5.7 x 21.5 inch • 146 x 545 mm
AM 2320	8.5 x 7.2 inch • 215 x 184 mm
AM 2328	8.5 x 10.4 inch • 215 x 264 mm
AM 2333	8.5 x 12.4 inch • 215 x 315 mm
AM 2340	8.5 x 15.2 inch • 215 x 385 mm
AM 2360	8.5 x 23.1 inch • 215 x 586 mm
AM 3140	11.6 x 15.2 inch • 294 x 387 mm
AM 3160	11.5 x 23 inch • 293 x 585 mm

DIN-15 Mounting rails (Galvanized steel, rail height 5,0 mm)

ARM 0808	0.6 x 2.6 inch • 15 x 65 mm
ARM 0610	0.6 x 3.5 inch • 15 x 88 mm
ARM 0813	0.6 x 4.5 inch • 15 x 115 mm
ARM 0615	0.6 x 5.5 inch • 15 x 140 mm
ARM 0818	0.6 x 6.5 inch • 15 x 165 mm
ARM 0825	0.6 x 9.4 inch • 15 x 240 mm

DIN-35 Mounting rails (Galvanized steel, rail height 7,5 mm)

ARH 12	1.4 x 4.1 inch • 35 x 105 mm
ARH 16	1.4 x 5.5 inch • 35 x 140 mm
ARH 2320	1.4 x 7.1 inch • 35 x 180 mm
ARH 22	1.4 x 8 inch • 35 x 203 mm
ARH 26	1.4 x 9.4 inch • 35 x 240 mm
ARH 2328	1.4 x 10.2 inch • 35 x 260 mm
ARH 2333	1.4 x 12.2 inch • 35 x 310 mm
ARH 1636	1.4 x 13.4 inch • 35 x 340 mm
ARH 36	1.4 x 13.5 inch • 35 x 343 mm
ARH 40	1.4 x 15.1 inch • 35 x 383 mm
ARH 1656	1.4 x 21.3 inch • 35 x 540 mm
ARH 60	1.4 x 22.8 inch • 35 x 580 mm

Hinges and wall mounting

PH A & AH A/B	Hinge kit • 1 pair includes screws
MRS 28545WH	Wire hinge • one pair with screw, M6x30
MRS 28540	Mounting foot kit (2 pcs) • incl. screws
MRS 28541	Mounting foot kit (2 pcs) • incl. screws

Cover screws

MR 10425	Cover screw M4
MR 10635	Cover screw M6

Mounting and earth screws

MR 28548ZN	Mounting screw M4x6
MR 28549ZN	Mounting screw M6x8
MR 75003	Selftapping taptite screw M3
MR 75005	Selftapping taptite screw M5
MR 28550	Ground screw • for AL 050503
MR 28546CU	Ground screw • for small AL-enclosures up to 0825
MR 28547CU	Ground screw • for big AL-enclosures from 1212
MRS 28546	Ground screw kit (2 pcs)
MRS 38546	Screw kit for small AL-enclosures up to 0825 • incl. 2 ground and 4 mounting screws
MRS 38547	Screw kit for big AL-enclosures from 1212 • incl. 2 ground and 4 mounting screws



ALU technical information

Property	Aluminium
Ingress Protection (EN 60529)	IP 66/IP 67
Impact Resistance (EN 62262)	IK 08
Température Range Celsius	-50° . . 140°C
(short term) Fahrenheit	-60 . . . 285°F
Température Range Celsius	-50° . . 80°C
(continuous) Fahrenheit	-60° . . 175°F
Polyester powder paint colour	RAL 7001
Cover Screws (0505 - 1626)	Ferritic Stainless Steel
Cover Screws (1636 - 3160)	Stainless steel
Gasket	PUR
Chemical Resistance *	Good

Confirmity to standards

USA Enclosures for Electrical Equipment
UL Type 1, 4, 4X, 12 or 13; UL File E75645 Vol 1 Sec 6

Canada Industrial Control Equipment
Enclosures for Electrical Equipment/ULc

Europe Empty enclosures for low-voltage switchgear and
controlgear assemblies EN 62208:2003 (50298:1998)

Europe Safety of Information Technology Equipment EN
60950

RoHS directive 2002/95/EC

Data subject to change without notice.

*Consult separate raw material data for more detailed information



FIBOX – Solutions for demanding environments



Fibox SOLID

SOLID enclosures are an excellent choice to house electronic and electrical components. The Solid range is an ideal alternative to polyester enclosures. They are available with screw and hinge covers in both polycarbonate and ABS.



SOLID



Optional integral hinges



Wide accessory selection



RoHS compliant and
halogen-free

SOLID PC/ABS 1919

7.4 x 7.4

PC: UL Type 1, 3, 3S, 4, 4X, 6, 6P and 12
ABS: NEMA 1, 3, 3S, 4, 4X, 6, 6P and 12

Including: Base with hardware screws for accessory mounting, cover with PUR gasket and polyamide cover screws.

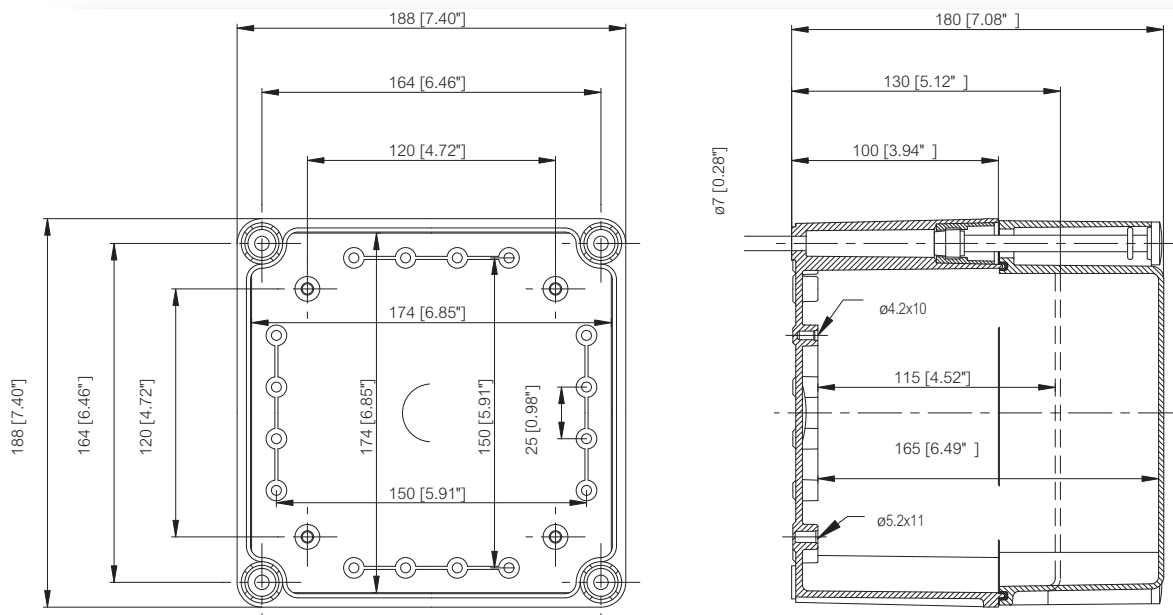


Enclosures

Order symbol	UL Order symbol	Dimensions inch	Dimensions mm	Description
PC 1919 13 G	UL PC 1919 13 G	7.4 x 7.4 x 5.1	188 x 188 x 130	Enclosure, PC ▪ Opaque cover
PC 1919 18 G	UL PC 1919 18 G	7.4 x 7.4 x 7.1	188 x 188 x 180	Enclosure, PC ▪ Opaque cover
PC 1919 13 G-2FSH	UL PC 1919 13 G-2FSH	7.4 x 7.4 x 5.1	188 x 188 x 130	Enclosure, PC, IP 65 ▪ Opaque hinged cover
PC 1919 18 G-2FSH	UL PC 1919 18 G-2FSH	7.4 x 7.4 x 7.1	188 x 188 x 180	Enclosure, PC, IP 65 ▪ Opaque hinged cover
PC 1919 13 T	UL PC 1919 13 T	7.4 x 7.4 x 5.1	188 x 188 x 130	Enclosure, PC ▪ Transparent cover
PC 1919 18 T	UL PC 1919 18 T	7.4 x 7.4 x 7.1	188 x 188 x 180	Enclosure, PC ▪ Transparent cover
PC 1919 13 T-2FSH	UL PC 1919 13 T-2FSH	7.4 x 7.4 x 5.1	188 x 188 x 130	Enclosure, PC, IP 65 ▪ Trans. hinged cover
PC 1919 18 T-2FSH	UL PC 1919 18 T-2FSH	7.4 x 7.4 x 7.1	188 x 188 x 180	Enclosure, PC, IP 65 ▪ Trans. hinged cover
ABS 1919 13 G		7.4 x 7.4 x 5.1	188 x 188 x 130	Enclosure, ABS ▪ Opaque cover
ABS 1919 18 G		7.4 x 7.4 x 7.1	188 x 188 x 180	Enclosure, ABS ▪ Opaque cover

Accessories

Order symbol	Dimensions inch	Dimensions mm	Description
EKHVT	5.8 x 5.8	148 x 148	Back Panel
EKV 12	1.4 x 6.3	35 x 160	DIN-35 Mounting rail





SOLID PC/ABS 2819

10.9 x 7.4

PC: UL Type 1, 3, 3S, 4, 4X, 6, 6P and 12
ABS: NEMA 1, 3, 3S, 4, 4X, 6, 6P and 12

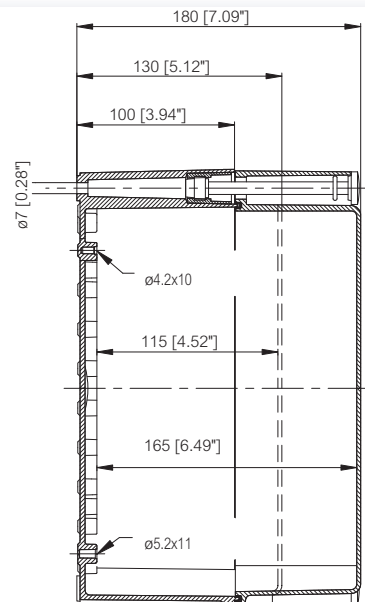
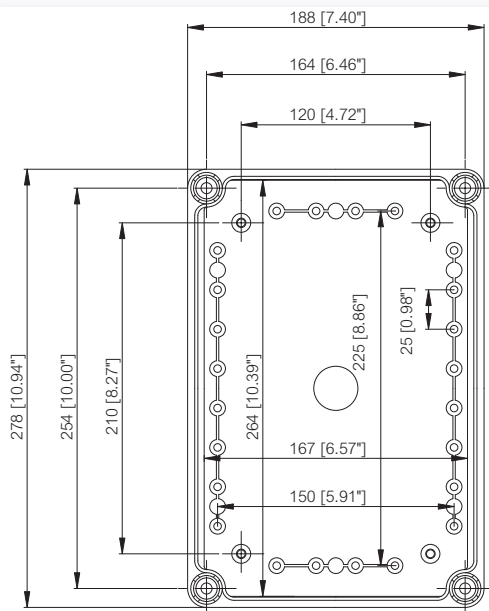
Including: Base with hardware screws for accessory mounting, cover with PUR gasket and polyamide cover screws.

Enclosures

Order symbol	UL Order symbol	Dimensions inch	Dimensions mm	Description
PC 2819 13 G	UL PC 2819 13 G	10.9 x 7.4 x 5.1	278 x 188 x 130	Enclosure, PC • Opaque cover
PC 2819 18 G	UL PC 2819 18 G	10.9 x 7.4 x 7.1	278 x 188 x 180	Enclosure, PC • Opaque cover
PC 2819 13 G-2FSH	UL PC 2819 13 G-2FSH	10.9 x 7.4 x 5.1	278 x 188 x 130	Enclosure, PC, IP 65 • Opaque hinged cover
PC 2819 18 G-2FSH	UL PC 2819 18 G-2FSH	10.9 x 7.4 x 7.1	278 x 188 x 180	Enclosure, PC, IP 65 • Opaque hinged cover
PC 2819 13 T	UL PC 2819 13 T	10.9 x 7.4 x 5.1	278 x 188 x 130	Enclosure, PC • Transparent cover
PC 2819 18 T	UL PC 2819 18 T	10.9 x 7.4 x 7.1	278 x 188 x 180	Enclosure, PC • Transparent cover
PC 2819 13 T-2FSH	UL PC 2819 13 T-2FSH	10.9 x 7.4 x 5.1	278 x 188 x 130	Enclosure, PC, IP 65 • Trans. hinged cover
PC 2819 18 T-2FSH	UL PC 2819 18 T-2FSH	10.9 x 7.4 x 7.1	278 x 188 x 180	Enclosure, PC, IP 65 • Trans. hinged cover
ABS 2819 13 G		10.9 x 7.4 x 5.1	278 x 188 x 130	Enclosure, ABS • Opaque cover
ABS 2819 18 G		10.9 x 7.4 x 7.1	278 x 188 x 180	Enclosure, ABS • Opaque cover

Accessories

Order symbol	Dimensions inch	Dimensions mm	Description
EKJVT	9.4 x 5.8	238 x 148	Back Panel
EKV 12	1.4 x 6.3	35 x 160	DIN-35 Mounting rail
EKV 22	1.4 x 9.3	35 x 235	DIN-35 Mounting rail
EKJZR	10.9 x 7.4 x 2	278 x 188 x 50	Extension frame



SOLID PC/ABS 3819

14.9 x 7.4

PC: UL Type 1, 3, 3S, 4, 4X, 6, 6P and 12
ABS: NEMA 1, 3, 3S, 4, 4X, 6, 6P and 12

Including: Base with hardware screws for accessory mounting, cover with PUR gasket and polyamide cover screws.

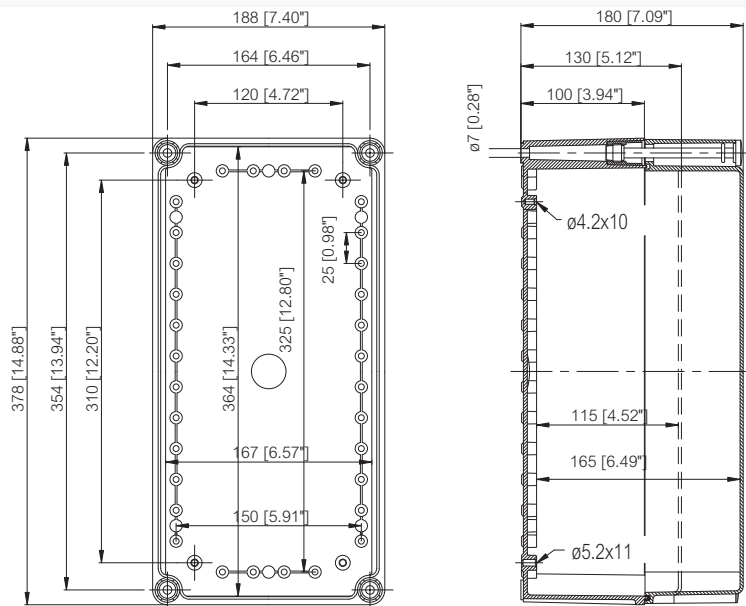


Enclosures

Order symbol	UL Order symbol	Dimensions inch	Dimensions mm	Description
PC 3819 13 G	UL PC 3819 13 G	14.9 x 7.4 x 5.1	378 x 188 x 130	Enclosure, PC • Opaque cover
PC 3819 18 G	UL PC 3819 18 G	14.9 x 7.4 x 7.1	378 x 188 x 180	Enclosure, PC • Opaque cover
PC 3819 13 G-2FSH	UL PC 3819 13 G-2FSH	14.9 x 7.4 x 5.1	378 x 188 x 130	Enclosure, PC, IP 65 • Opaque hinged cover
PC 3819 18 G-2FSH	UL PC 3819 18 G-2FSH	14.9 x 7.4 x 7.1	378 x 188 x 180	Enclosure, PC, IP 65 • Opaque hinged cover
PC 3819 13 T	UL PC 3819 13 T	14.9 x 7.4 x 5.1	378 x 188 x 130	Enclosure, PC • Transparent cover
PC 3819 18 T	UL PC 3819 18 T	14.9 x 7.4 x 7.1	378 x 188 x 180	Enclosure, PC • Transparent cover
PC 3819 13 T-2FSH	UL PC 3819 13 T-2FSH	14.9 x 7.4 x 5.1	378 x 188 x 130	Enclosure, PC, IP 65 • Trans. hinged cover
PC 3819 18 T-2FSH	UL PC 3819 18 T-2FSH	14.9 x 7.4 x 7.1	378 x 188 x 180	Enclosure, PC, IP 65 • Trans. hinged cover
ABS 3819 13 G		14.9 x 7.4 x 5.1	378 x 188 x 130	Enclosure, ABS • Opaque cover
ABS 3819 18 G		14.9 x 7.4 x 7.1	378 x 188 x 180	Enclosure, ABS • Opaque cover

Accessories

Order symbol	Dimensions inch	Dimensions mm	Description
EKMVT	13.3 x 5.8	338 x 148	Back Panel
EKV 12	1.4 x 6.3	35 x 160	DIN-35 Mounting rail
EKV 32	1.4 x 13.2	35 x 335	DIN-35 Mounting rail
EKMZR	14.9 x 7.4 x 2	378 x 188 x 50	Extension frame





SOLID PC/ABS 2828

10.9 x 10.9 PC: UL Type 1, 3, 3S, 4, 4X, 6, 6P and 12
ABS: NEMA 1, 3, 3S, 4, 4X, 6, 6P and 12

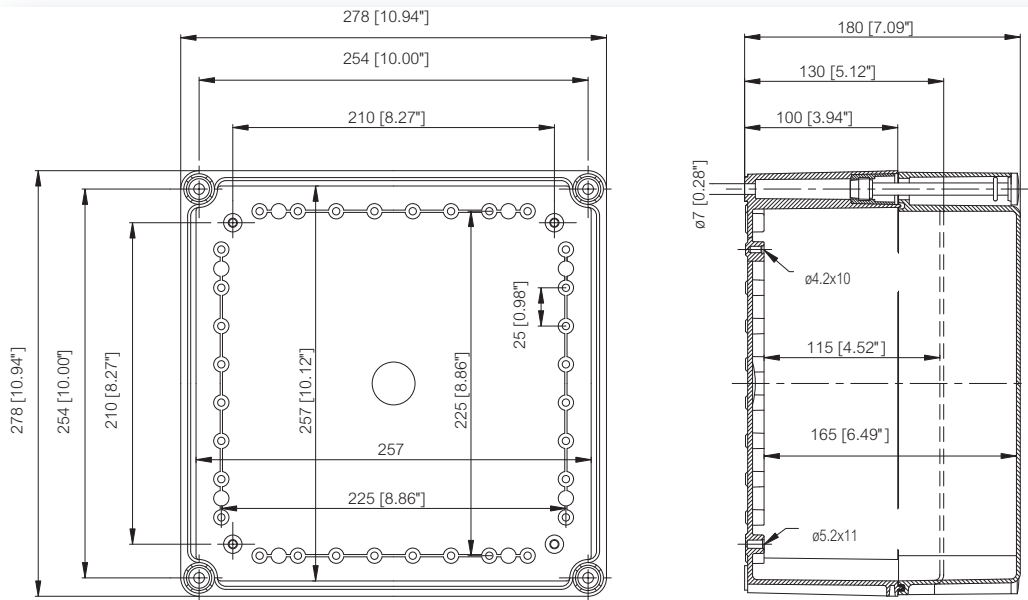
Including: Base with hardware screws for accessory mounting, cover with PUR gasket and polyamide cover screws.

Enclosures

Order symbol	UL Order symbol	Dimensions inch	Dimensions mm	Description
PC 2828 13 G	UL PC 2828 13 G	10.9 x 10.9 x 5.1	278 x 278 x 130	Enclosure, PC • Opaque cover
PC 2828 18 G	UL PC 2828 18 G	10.9 x 10.9 x 7.1	278 x 278 x 180	Enclosure, PC • Opaque cover
PC 2828 13 G-2FSH	UL PC 2828 13 G-2FSH	10.9 x 10.9 x 5.1	278 x 278 x 130	Enclosure, PC, IP 65 • Opaque hinged cover
PC 2828 18 G-2FSH	UL PC 2828 18 G-2FSH	10.9 x 10.9 x 7.1	278 x 278 x 180	Enclosure, PC, IP 65 • Opaque hinged cover
PC 2828 13 T	UL PC 2828 13 T	10.9 x 10.9 x 5.1	278 x 278 x 130	Enclosure, PC • Transparent cover
PC 2828 18 T	UL PC 2828 18 T	10.9 x 10.9 x 7.1	278 x 278 x 180	Enclosure, PC • Transparent cover
PC 2828 13 T-2FSH	UL PC 2828 13 T-2FSH	10.9 x 10.9 x 5.1	278 x 278 x 130	Enclosure, PC, IP 65 • Trans. hinged cover
PC 2828 18 T-2FSH	UL PC 2828 18 T-2FSH	10.9 x 10.9 x 7.1	278 x 278 x 180	Enclosure, PC, IP 65 • Trans. hinged cover
ABS 2828 13 G		10.9 x 10.9 x 5.1	278 x 278 x 130	Enclosure, ABS • Opaque cover
ABS 2828 18 G		10.9 x 10.9 x 7.1	278 x 278 x 180	Enclosure, ABS • Opaque cover

Accessories

Order symbol	Dimensions inch	Dimensions mm	Description
EKOVT	9.4 x 9.4	238 x 238	Back Panel
EKV 22	1.4 x 9.3	35 x 235	DIN-35 Mounting rail
EKOZR	10.9 x 10.9 x 2	278 x 278 x 50	Extension frame



SOLID
PC/ABS 3828

14.9 x 10.9 **PC: UL Type 1, 3, 3S, 4, 4X, 6, 6P and 12**
ABS: NEMA 1, 3, 3S, 4, 4X, 6, 6P and 12

Including: Base with hardware screws for accessory mounting, cover with PUR gasket and polyamide cover screws.

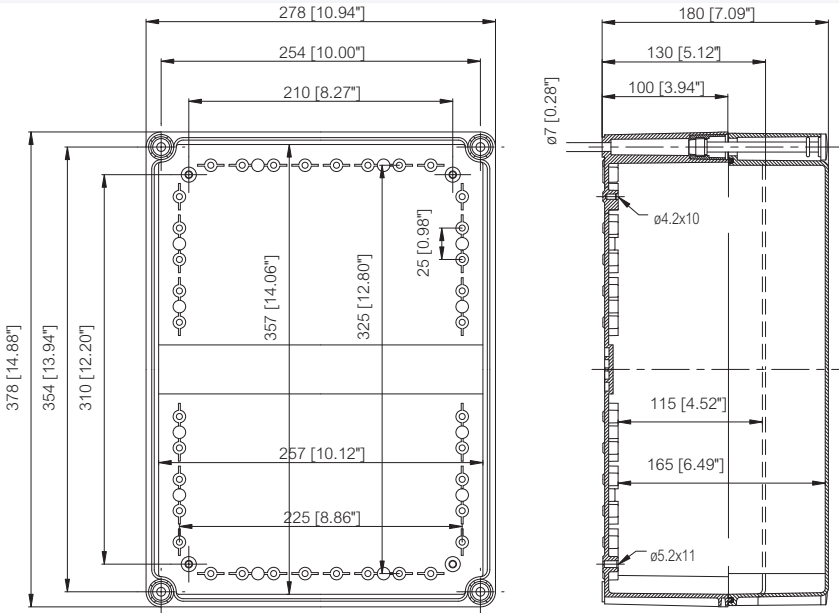


Enclosures

Order symbol	UL Order symbol	Dimensions inch	Dimensions mm	Description
PC 3828 13 G	UL PC 3828 13 G	14.9 x 10.9 x 5.1	378 x 278 x 130	Enclosure, PC • Opaque cover
PC 3828 18 G	UL PC 3828 18 G	14.9 x 10.9 x 7.1	378 x 278 x 180	Enclosure, PC • Opaque cover
PC 3828 13 G-2FSH	UL PC 3828 13 G-2FSH	14.9 x 10.9 x 5.1	378 x 278 x 130	Enclosure, PC, IP 65 • Opaque hinged cover
PC 3828 18 G-2FSH	UL PC 3828 18 G-2FSH	14.9 x 10.9 x 7.1	378 x 278 x 180	Enclosure, PC, IP 65 • Opaque hinged cover
PC 3828 13 T	UL PC 3828 13 T	14.9 x 10.9 x 5.1	378 x 278 x 130	Enclosure, PC • Transparent cover
PC 3828 18 T	UL PC 3828 18 T	14.9 x 10.9 x 7.1	378 x 278 x 180	Enclosure, PC • Transparent cover
PC 3828 13 T-2FSH	UL PC 3828 13 T-2FSH	14.9 x 10.9 x 5.1	378 x 278 x 130	Enclosure, PC, IP 65 • Trans. hinged cover
PC 3828 18 T-2FSH	UL PC 3828 18 T-2FSH	14.9 x 10.9 x 7.1	378 x 278 x 180	Enclosure, PC, IP 65 • Trans. hinged cover
ABS 3828 13 G		14.9 x 10.9 x 5.1	378 x 278 x 130	Enclosure, ABS • Opaque cover
ABS 3828 18 G		14.9 x 10.9 x 7.1	378 x 278 x 180	Enclosure, ABS • Opaque cover

Accessories

Order symbol	Dimensions inch	Dimensions mm	Description
EKPVT	13.3 x 9.4	338 x 238	Back Panel
EKV 22	1.4 x 9.3	35 x 235	DIN-35 Mounting rail
EKV 32	1.4 x 13.2	35 x 335	DIN-35 Mounting rail
EKPZR	14.9 x 10.9 x 2	378 x 278 x 50	Extension frame





SOLID PC/ABS 5628

22.0 x 10.9 PC: UL Type 1, 3, 3S, 4, 4X, 6, 6P and 12
ABS: NEMA 1, 3, 3S, 4, 4X, 6, 6P and 12

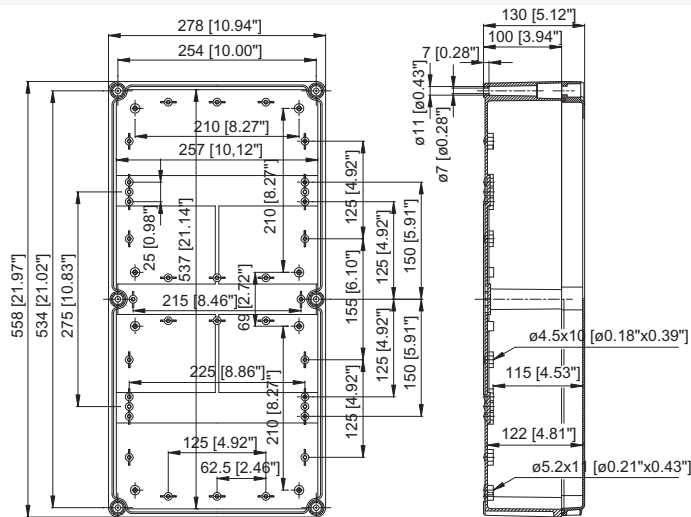
Including: Base with hardware screws for accessory mounting, cover with PUR gasket and polyamide cover screws.

Enclosures

Order symbol	UL Order symbol	Dimensions inch	Dimensions mm	Description
PC 5628 13 G	UL PC 5628 13 G	22 x 10.9 x 5.1	558 x 278 x 130	Enclosure, PC • Opaque cover
PC 5628 13 G-3FSH	UL PC 5628 13 G-3FSH	22 x 10.9 x 5.1	558 x 278 x 130	Enclosure, PC, IP 65 • Opaque hinged cover
PC 5628 13 T	UL PC 5628 13 T	22 x 10.9 x 5.1	558 x 278 x 130	Enclosure, PC • Transparent cover
PC 5628 13 T-3FSH	UL PC 5628 13 T-3FSH	22 x 10.9 x 5.1	558 x 278 x 130	Enclosure, PC, IP 65 • Trans. hinged cover
ABS 5628 13 G		22 x 10.9 x 5.1	558 x 278 x 130	Enclosure, ABS • Opaque cover

Accessories

Order symbol	Dimensions inch	Dimensions mm	Description
EKTVT	20.4 x 9.4	518 x 238	Back Panel
EKV 22	1.4 x 9.3	35 x 235	DIN-35 Mounting rail
EKV 50	1.4 x 19.7	35 x 500	DIN-35 Mounting rail
EKTZR	22 x 10.9 x 2	558 x 278 x 50	Extension frame



SOLID

PC/ABS 5638

22.0 x 14.9 PC: UL Type 1, 3, 3S, 4, 4X, 6, 6P and 12
ABS: NEMA 1, 3, 3S, 4, 4X, 6, 6P and 12

Including: Base with hardware screws for accessory mounting, cover with PUR gasket and polyamide cover screws.

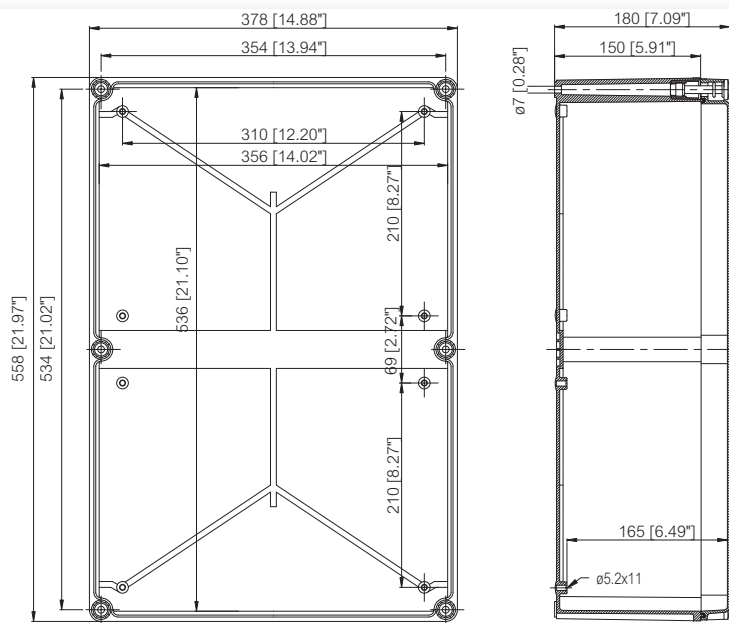


Enclosures

Order symbol	UL Order symbol	Dimensions inch	Dimensions mm	Description
PC 5638 18 G	UL PC 5638 18 G	22 x 14.9 x 7.1	558 x 378 x 180	Enclosure, PC • Opaque cover
PC 5638 18 G-3FSH	UL PC 5638 18 G-3FSH	22 x 14.9 x 7.1	558 x 378 x 180	Enclosure, PC, IP 65 • Opaque hinged cover
PC 5638 18 T	UL PC 5638 18 T	22 x 14.9 x 7.1	558 x 378 x 180	Enclosure, PC • Transparent cover
PC 5638 18 T-3FSH	UL PC 5638 18 T-3FSH	22 x 14.9 x 7.1	558 x 378 x 180	Enclosure, PC, IP 65 • Trans. hinged cover
ABS 5638 18 G		22 x 14.9 x 7.1	558 x 378 x 180	Enclosure, ABS • Opaque cover

Accessories

Order symbol	Dimensions inch	Dimensions mm	Description
EKUVT	20.4 x 13.3	518 x 338	Back Panel
DR 316	1.4 x 12.4	35 x 316	DIN-35 Mounting rail
EKUZR	22 x 14.9 x 2	558 x 378 x 50	Extension frame



ACCESSORIES

Order symbol Description

Back Panels (Galvanized steel, sheet thickness 1,5 mm)

EKHVT	5.8 x 5.8 inch ▪ 148 x 148 mm
EKJVT	9.4 x 5.8 inch ▪ 238 x 148 mm
EKMVT	13.3 x 5.8 inch ▪ 338 x 148 mm
EKOVT	9.4 x 9.4 inch ▪ 238 x 238 mm
EKPVT	13.3 x 9.4 inch ▪ 338 x 238 mm
EKTVT	20.4 x 9.4 inch ▪ 518 x 238 mm
EKUVT	20.4 x 13.3 inch ▪ 518 x 338 mm

DIN-35 Mounting rails (Galvanized steel, rail height 7,5 mm)

EKV 12	1.4 x 6.3 inch ▪ 35 x 160 mm
EKV 22	1.4 x 9.3 inch ▪ 35 x 235 mm
EKV 32	1.4 x 13.2 inch ▪ 35 x 335 mm
EKV 50	1.4 x 19.7 inch ▪ 35 x 500 mm

Mounting rail accessories

MSM PT 5x10	Mounting screw
MB 10686	Kit of 2 spacers including screws ▪ (15/34 mm)

DIN rail frames

MS PROF 19	DIN rail frames
MS PROF 28	DIN rail frames
MS PROF 38	DIN rail frames
MS PROF 56	DIN rail frames
EKT PROF 56	DIN rail frames

Extension frames (Polycarbonate, PUR Gasket)

EKJZR	10.9 x 7.4 x 2 inch ▪ 278 x 188 x 50 mm
EKMZR	14.9 x 7.4 x 2 inch ▪ 378 x 188 x 50 mm
EKOZR	10.9 x 10.9 x 2 inch ▪ 278 x 278 x 50 mm
EKPZR	14.9 x 10.9 x 2 inch ▪ 378 x 278 x 50 mm
EKTZR	22 x 10.9 x 2 inch ▪ 558 x 278 x 50 mm
EKUZR	22 x 14.9 x 2 inch ▪ 558 x 378 x 50 mm

Hinges and wall mounting

MB 10622	PC Hinge set, 1 pair ▪ incl. screws and drill template
MB 10523	Blind plug for cover corner on hinged side when cover screws are not used
MB 10674	Mounting foot kit (4 pcs) ▪ incl. screws

Cover screws

HS 10255	Wing head ▪ for 30 mm cover
CS 10256	Cross head ▪ for 30/100 mm cover
SS 10535	Slotted head (sealable) ▪ for 30 mm cover
SS 10544	Slotted head (quick-lock) ▪ for 30/100 mm cover
HS 10533	Wing head (quick-lock) ▪ for 30 mm cover
HS 10532	Quick-locking wing head (hinged) ▪ for 30 mm cover
MB 10534	Threaded bushing ▪ to be ordered separately with quick-lock screws
SS 10563	Cross head ▪ for 80 mm cover
HS 10562	Wing head ▪ for 80 mm cover
DS 10581	Triangle head ▪ for 30/80/100 mm cover
MB 10673 SET	Triangular key ▪ for cover screw DS 10581
SS 10256-4	Set of 4 cross head screws ▪ for 30/100 mm cover
SS 10256-6	Set of 6 cross head screws ▪ for 30/100 mm cover
SS 10563-4	Set of 4 cross head screws ▪ for 80 mm cover



ACCESSORIES

Order symbol Description

Spacers for corners of the base

MR 10726	Spacer 15 mm ▪ M6 self-cutting
MR 10727	Spacer 20 mm ▪ M6 self-cutting
MR 10728	Spacer 30 mm ▪ M6 self-cutting
MR 10729	Spacer 54 mm ▪ M6 self-cutting
HR 10	Extension for MR spacer ▪ 10 mm, M6/M6
HR 15	Extension for MR spacer ▪ 15 mm, M6/M6
HR 20	Extension for MR spacer ▪ 20 mm, M6/M6
HR 30	Extension for MR spacer ▪ 30 mm, M6/M6

Spacers for middle mounting pods

FA 12053	Spacer 14 mm ▪ M5 self-cutting
FA 12052	Spacer 42 mm ▪ M5 self-cutting

Key-Lock Set

MB 10597	Lock and two keys ▪ For 30mm covers only
----------	--



SOLID technical information

Property	Polycarbonate (PC)	ABS
Ingress Protection (EN 60529)	IP 66/IP 67	IP 66/IP 67
Impact Resistance (EN 62262)	IK 08 (side surface) IK 09 (front surface)	IK 08
Temperature Range Celsius (short term) Fahrenheit	-40°...120°C -40°...250°F	-40°...80°C -40°...175°F
Temperature Range Celsius (continuous) Fahrenheit	-40°...80°C -40°...175°F	-40°...60°C -40°...140°F
Electrical Insulation	Totally insulated ☐	Totally insulated ☐
Light Gray Parts Color	RAL 7035 Industry Gray	RAL 7035 Industry Gray
Transparent Clear PC Cover	Clear transparent	
Cover Screws	RAL 7035	RAL 7035
Cover Screws	Polyamide (PA)	Polyamide (PA)
Gasket	PUR	PUR
Enclosure Flammability Rating	Complies with UL 508	UL 94HB
Glow Wire Test (IEC 695-2-1) Self -extinguishing (PC)	960°C	650°C
Non-toxicity	Halogen Free	Halogen Free
UV resistance	Complies with UL 508	
Chemical Resistance *	Good	Good

Confirmity to standards

USA Enclosures for Electrical Equipment
PC: UL Type 1, 3, 3S, 4, 4X, 6, 6P and 12; UL File E75645
ABS: NEMA 1, 3, 3S, 4, 4X, 6, 6P and 12

Canada Industrial Control Equipment
Enclosures for Electrical Equipment/cUL

Europe Empty enclosures for low-voltage switchgear and controlgear assemblies EN 62208:2003 (50298:1998)

Europe Safety of Information Technology Equipment
EN 60950
RoHS directive 2002/95/EC

Russia GostR - Gost Russian certificate of conformity

Data subject to change without notice.

*Consult separate raw material data for more detailed information

Fibox EK

EK enclosures are the ideal solution for applications requiring either single or modular configurations. EK enclosures feature one or more flange openings, permitting modular assembly of multiple units, and easy management of wiring with a wide assortment of accessory flange plates.



EK



Modular structure



Wide accessory selection



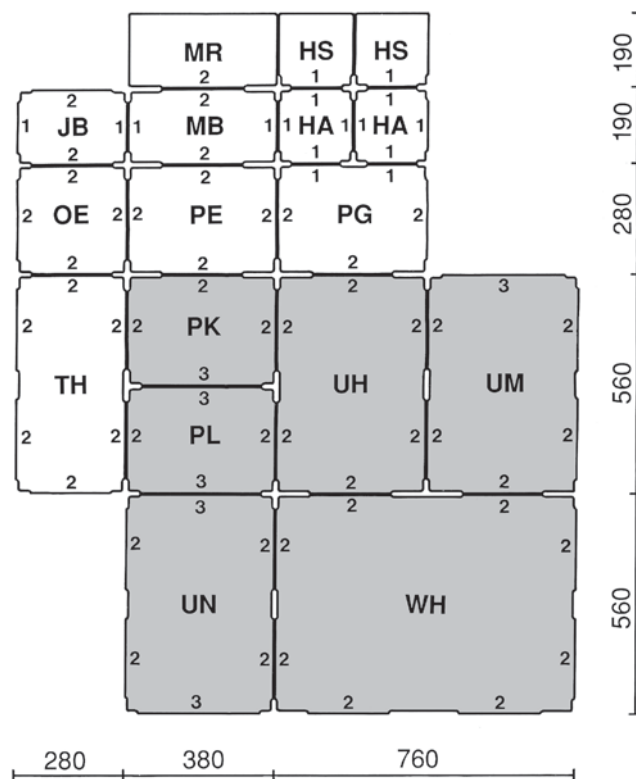
**RoHS compliant and
halogen-free**

Fibox EK

Order symbol	Base dimensions mm
EKHA	190 x 190 x 100
EKHS	190 x 190 x 100
EKJB	280 x 190 x 100
EKMB	380 x 190 x 100
EKMR	380 x 190 x 100
EKOE	280 x 280 x 100
EKPE	380 x 280 x 100
EKPG	380 x 280 x 100
EKPK	380 x 280 x 150
EKPL	380 x 280 x 150
EKTH	560 x 280 x 100
EKUH	560 x 380 x 150
EKUM	560 x 380 x 150
EKUN	560 x 380 x 150
EKWH	760 x 560 x 150

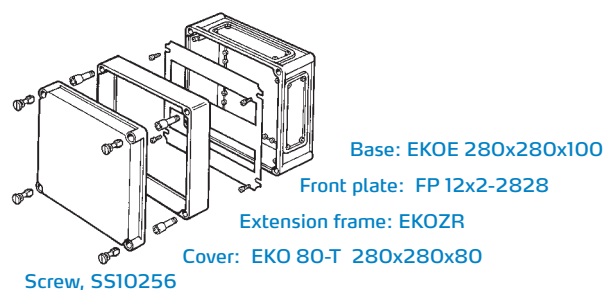
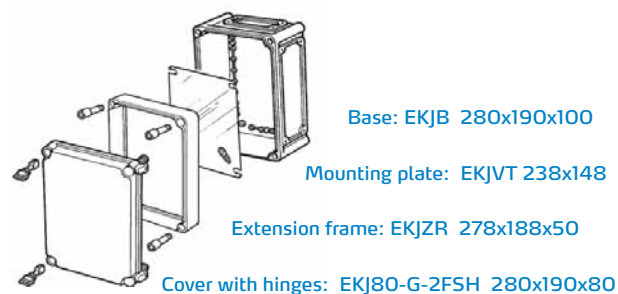


The bases marked with the gray color have a depth of 150 mm and the others are 100 mm. The number on the side of the base indicates the size of the flange plate.



Example of the assembly of one enclosure

The size of the whole enclosure according to the letter:
The enclosure sized (280x190x230) can be assembled as follows:





EK
EKH

7.5 x 7.5

UL Type 1, 3, 3S, 4, 4X, 6, 6P and 12

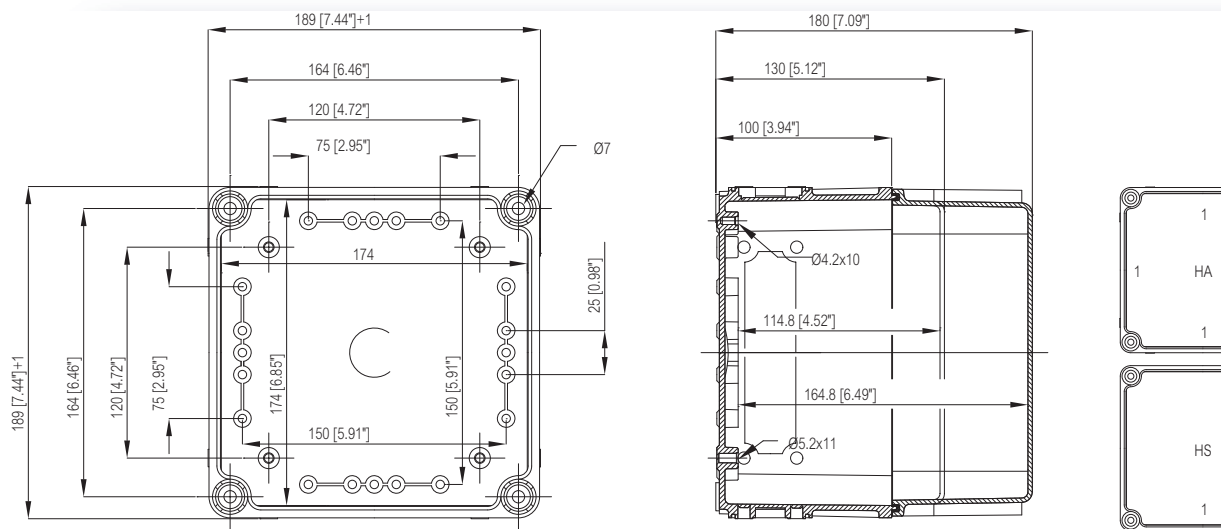
Including: Base with flange openings, hardware screws for accessory mounting, cover with PUR gasket and polyamide cover screws.

Enclosures

Order symbol	UL Order symbol	Dimensions inch	Dimensions mm	Description
EKHA 130 G	UL EKHA 130 G	7.5 x 7.5 x 5.1	190 x 190 x 130	Enclosure, PC ▪ Opaque cover
EKHA 180 G	UL EKHA 180 G	7.5 x 7.5 x 7.1	190 x 190 x 180	Enclosure, PC ▪ Opaque cover
EKHA 130 T	UL EKHA 130 T	7.5 x 7.5 x 5.1	190 x 190 x 130	Enclosure, PC ▪ Transparent cover
EKHA 180 T	UL EKHA 180 T	7.5 x 7.5 x 7.1	190 x 190 x 180	Enclosure, PC ▪ Transparent cover
EKHS 130 G	UL EKHS 130 G	7.5 x 7.5 x 5.1	190 x 190 x 130	Enclosure, PC ▪ Opaque cover
EKHS 180 G	UL EKHS 180 G	7.5 x 7.5 x 7.1	190 x 190 x 180	Enclosure, PC ▪ Opaque cover
EKHS 130 T	UL EKHS 130 T	7.5 x 7.5 x 5.1	190 x 190 x 130	Enclosure, PC ▪ Transparent cover
EKHS 180 T	UL EKHS 180 T	7.5 x 7.5 x 7.1	190 x 190 x 180	Enclosure, PC ▪ Transparent cover

Accessories

Order symbol	Dimensions inch	Dimensions mm	Description
EKHVT	5.8 x 5.8	148 x 148	Back Panel
EKV 12	1.4 x 6.3	35 x 160	DIN-35 Mounting rail



Including: Base with flange openings, hardware screws for accessory mounting, cover with PUR gasket and polyamide cover screws.

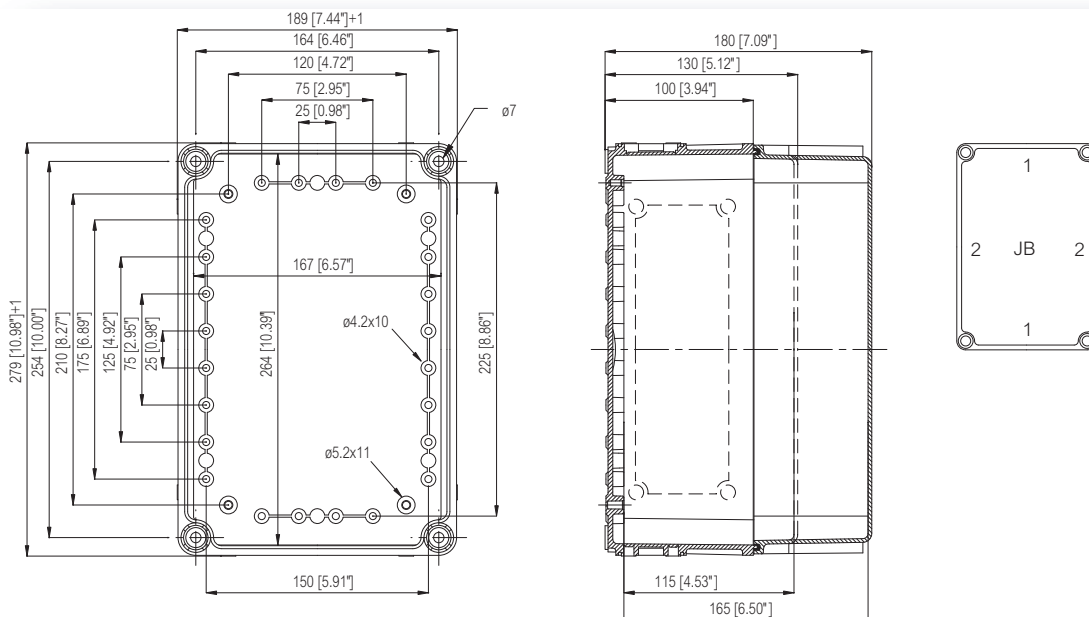


Enclosures

Order symbol	UL Order symbol	Dimensions inch	Dimensions mm	Description
EKJB 130 G	UL EKJB 130 G	11 x 7.5 x 5.1	280 x 190 x 130	Enclosure, PC ▪ Opaque cover
EKJB 180 G	UL EKJB 180 G	11 x 7.5 x 7.1	280 x 190 x 180	Enclosure, PC ▪ Opaque cover
EKJB 130 T	UL EKJB 130 T	11 x 7.5 x 5.1	280 x 190 x 130	Enclosure, PC ▪ Transparent cover
EKJB 180 T	UL EKJB 180 T	11 x 7.5 x 7.1	280 x 190 x 180	Enclosure, PC ▪ Transparent cover

Accessories

Order symbol	Dimensions inch	Dimensions mm	Description
EKJVT	9.4 x 5.8	238 x 148	Back Panel
EKV 12	1.4 x 6.3	35 x 160	DIN-35 Mounting rail
EKV 22	1.4 x 9.3	35 x 235	DIN-35 Mounting rail
EKJZR	10.9 x 7.4 x 2	278 x 188 x 50	Extension frame





EK
EKM

15.0 x 7.5

UL Type 1, 3, 3S, 4, 4X, 6, 6P and 12

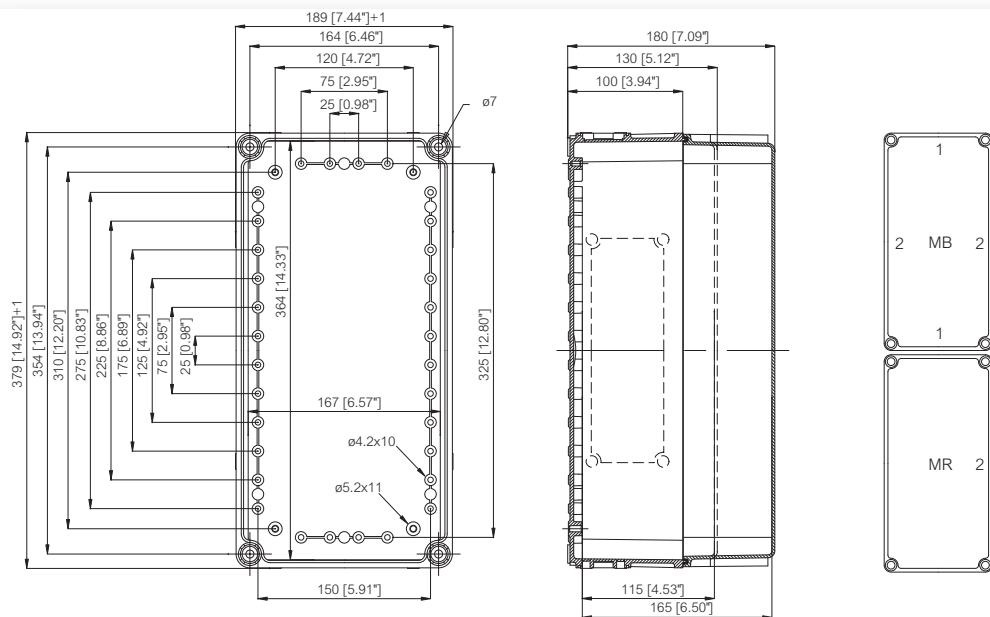
Including: Base with flange openings, hardware screws for accessory mounting, cover with PUR gasket and polyamide cover screws.

Enclosures

Order symbol	UL Order symbol	Dimensions inch	Dimensions mm	Description
EKMB 130 G	UL EKMB 130 G	15 x 7.5 x 5.1	380 x 190 x 130	Enclosure, PC ▪ Opaque cover
EKMB 180 G	UL EKMB 180 G	15 x 7.5 x 7.1	380 x 190 x 180	Enclosure, PC ▪ Opaque cover
EKMB 130 T	UL EKMB 130 T	15 x 7.5 x 5.1	380 x 190 x 130	Enclosure, PC ▪ Transparent cover
EKMB 180 T	UL EKMB 180 T	15 x 7.5 x 7.1	380 x 190 x 180	Enclosure, PC ▪ Transparent cover
EKMR 130 G	UL EKMR 130 G	15 x 7.5 x 7.1	380 x 190 x 180	Enclosure, PC ▪ Opaque cover
EKMR 180 G	UL EKMR 180 G	15 x 7.5 x 7.1	380 x 190 x 180	Enclosure, PC ▪ Opaque cover
EKMR 130 T	UL EKMR 130 T	15 x 7.5 x 5.1	380 x 190 x 130	Enclosure, PC ▪ Transparent cover
EKMR 180 T	UL EKMR 180 T	15 x 7.5 x 7.1	380 x 190 x 180	Enclosure, PC ▪ Transparent cover

Accessories

Order symbol	Dimensions inch	Dimensions mm	Description
EKMVT	13.3 x 5.8	338 x 148	Back Panel
EKV 12	1.4 x 6.3	35 x 160	DIN-35 Mounting rail
EKV 32	1.4 x 13.2	35 x 335	DIN-35 Mounting rail
EKMZR	14.9 x 7.4 x 2	378 x 188 x 50	Extension frame



UL Type 1, 3, 3S, 4, 4X, 6, 6P and 12



Enclosures

Order symbol	UL Order symbol	Dimensions inch	Dimensions mm	Description
EKOE 130 G	UL EKOE 130 G	11 x 11 x 5.1	280 x 280 x 130	Enclosure, PC ▪ Opaque cover
EKOE 180 G	UL EKOE 180 G	11 x 11 x 7.1	280 x 280 x 180	Enclosure, PC ▪ Opaque cover
EKOE 130 T	UL EKOE 130 T	11 x 11 x 5.1	280 x 280 x 130	Enclosure, PC ▪ Transparent cover
EKOE 180 T	UL EKOE 180 T	11 x 11 x 7.1	280 x 280 x 180	Enclosure, PC ▪ Transparent cover

Order symbol	Dimensions inch	Dimensions mm	Description
EKOVT	9.4 x 9.4	238 x 238	Back Panel
EKV 22	1.4 x 9.3	35 x 235	DIN-35 Mounting rail
EKOZR	10.9 x 10.9 x 2	278 x 278 x 50	Extension frame





UL Type 1, 3, 3S, 4, 4X, 6, 6P and 12

Enclosures

Accessories

[illegible]

EK EKPK, EKPL

15.0 x 11.0

UL Type 1, 3, 3S, 4, 4X, 6, 6P and 12

Including: Base with flange openings, hardware screws for accessory mounting, cover with PUR gasket and polyamide cover screws.

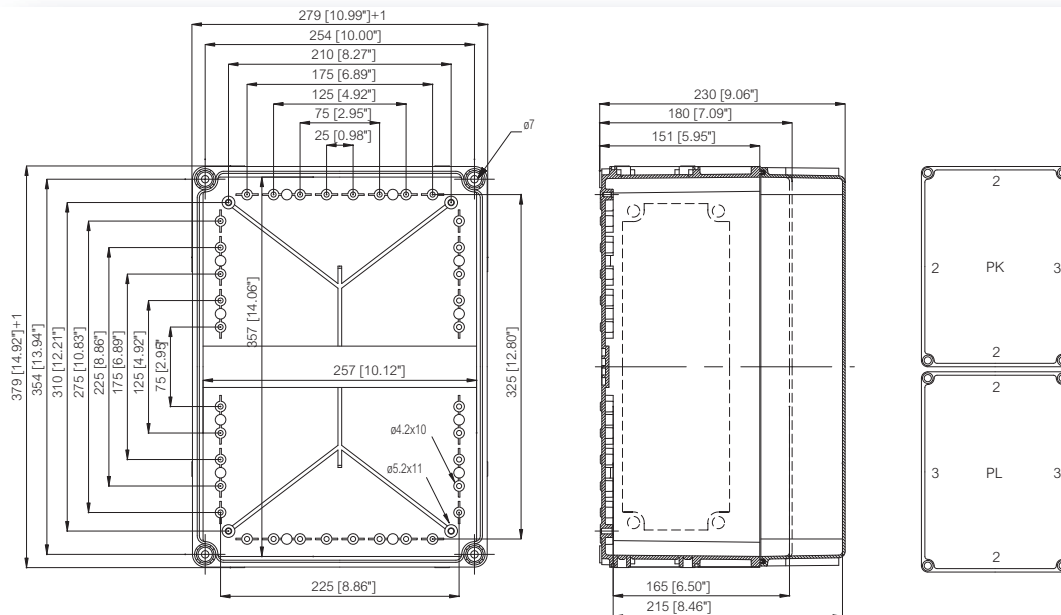


Enclosures

Order symbol	UL Order symbol	Dimensions inch	Dimensions mm	Description
EKPK 180 G	UL EKPK 180 G	15 x 11 x 7.1	380 x 280 x 180	Enclosure, PC ▪ Opaque cover
EKPK 230 G	UL EKPK 230 G	15 x 11 x 9.1	380 x 280 x 230	Enclosure, PC ▪ Opaque cover
EKPK 180 T	UL EKPK 180 T	15 x 11 x 7.1	380 x 280 x 180	Enclosure, PC ▪ Transparent cover
EKPK 230 T	UL EKPK 230 T	15 x 11 x 9.1	380 x 280 x 230	Enclosure, PC ▪ Transparent cover
EKPL 180 G	UL EKPL 180 G	15 x 11 x 7.1	380 x 280 x 180	Enclosure, PC ▪ Opaque cover
EKPL 230 G	UL EKPL 230 G	15 x 11 x 9.1	380 x 280 x 230	Enclosure, PC ▪ Opaque cover
EKPL 180 T	UL EKPL 180 T	15 x 11 x 7.1	380 x 280 x 180	Enclosure, PC ▪ Transparent cover
EKPL 230 T	UL EKPL 230 T	15 x 11 x 9.1	380 x 280 x 230	Enclosure, PC ▪ Transparent cover

Accessories

Order symbol	Dimensions inch	Dimensions mm	Description
EKPVT	13.3 x 9.4	338 x 238	Back Panel
EKV 22	1.4 x 9.3	35 x 235	DIN-35 Mounting rail
EKV 32	1.4 x 13.2	35 x 335	DIN-35 Mounting rail
EKPZR	14.9 x 10.9 x 2	378 x 278 x 50	Extension frame





Including: Base with flange openings, hardware screws for accessory mounting, cover with PUR gasket and polyamide cover screws.

Order symbol	Dimensions inch	Dimensions mm	Description
EKTVT	20.4 x 9.4	518 x 238	Back Panel
EKV 22	1.4 x 9.3	35 x 235	DIN-35 Mounting rail
EKV 50	1.4 x 19.7	35 x 500	DIN-35 Mounting rail
EKTZR	22 x 10.9 x 2	558 x 278 x 50	Extension frame



Including: Base with flange openings, hardware screws for accessory mounting, cover with PUR gasket and polyamide cover screws.

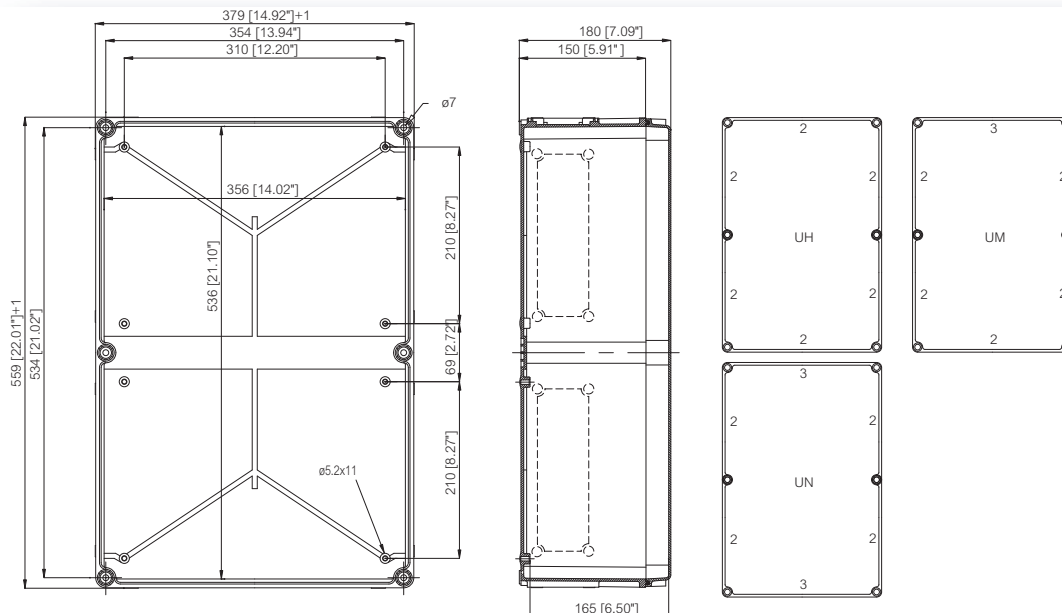


Enclosures

Order symbol	UL Order symbol	Dimensions inch	Dimensions mm	Description
EKUH 180 G	UL EKUH 180 G	22 x 15 x 7.1	560 x 380 x 180	Enclosure, PC ▪ Opaque cover
EKUH 180 T	UL EKUH 180 T	22 x 15 x 7.1	560 x 380 x 180	Enclosure, PC ▪ Transparent cover
EKUM 180 G	UL EKUM 180 G	22 x 15 x 7.1	560 x 380 x 180	Enclosure, PC ▪ Opaque cover
EKUM 180 T	UL EKUM 180 T	22 x 15 x 7.1	560 x 380 x 180	Enclosure, PC ▪ Transparent cover
EKUN 180 G	UL EKUN 180 G	22 x 15 x 7.1	560 x 380 x 180	Enclosure, PC ▪ Opaque cover
EKUN 180 T	UL EKUN 180 T	22 x 15 x 7.1	560 x 380 x 180	Enclosure, PC ▪ Transparent cover

Accessories

Order symbol	Dimensions inch	Dimensions mm	Description
EKUVT	20.4 x 13.3	518 x 338	Back Panel
DR 316	1.4 x 12.4	35 x 316	DIN-35 Mounting rail
EKUZR	22 x 14.9 x 2	558 x 378 x 50	Extension frame





EK
EKW

29.9 x 22.0

UL Type 1, 3, 3S, 4, 4X, 6, 6P and 12

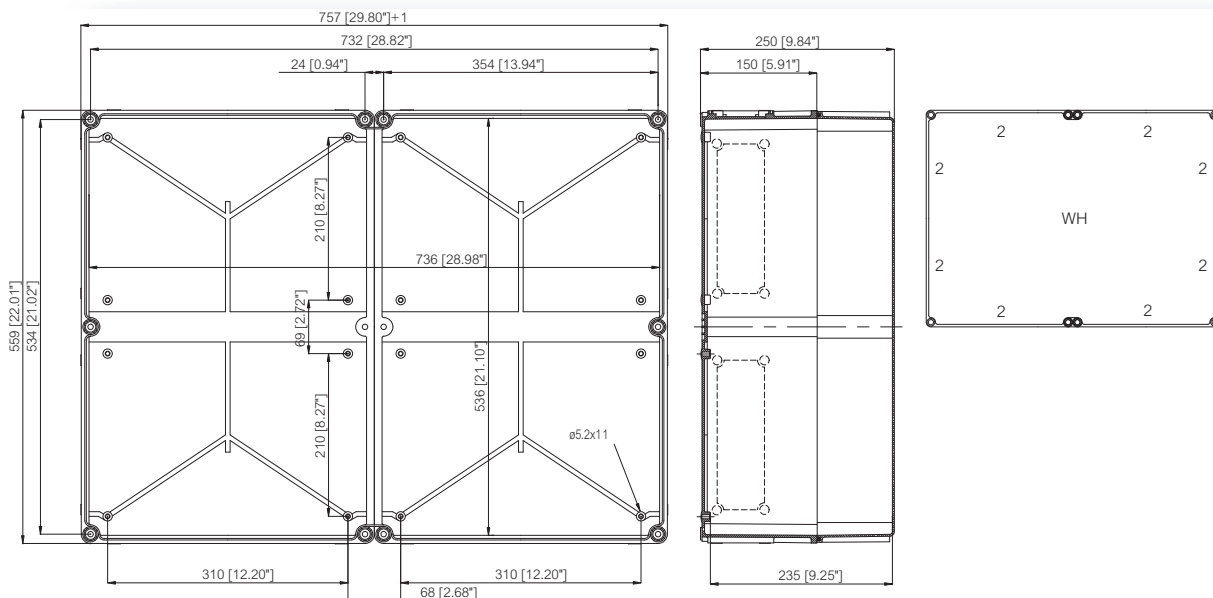
Including: Base with flange openings, hardware screws for accessory mounting, cover with PUR gasket and polyamide cover screws.

Enclosures

Order symbol	UL Order symbol	Dimensions inch	Dimensions mm	Description
EKWH 250 G	UL EKWH 250 G	29.9 x 22 x 9.8	760 x 560 x 250	Enclosure, PC • Opaque cover

Accessories

Order symbol	Dimensions inch	Dimensions mm	Description
EKUVT	20.4 x 13.3	518 x 338	Back Panel



ACCESSORIES

Order symbol Description

Back Panels (Galvanized steel, sheet thickness 1,5 mm)

EKHVT	5.8 x 5.8 inch ▪ 148 x 148 mm
EKJVT	9.4 x 5.8 inch ▪ 238 x 148 mm
EKMVT	13.3 x 5.8 inch ▪ 338 x 148 mm
EKOVT	9.4 x 9.4 inch ▪ 238 x 238 mm
EKPVT	13.3 x 9.4 inch ▪ 338 x 238 mm
EKTVT	20.4 x 9.4 inch ▪ 518 x 238 mm
EKUVT	20.4 x 13.3 inch ▪ 518 x 338 mm

DIN-35 Mounting rails (Galvanized steel, rail height 7,5 mm)

EKV 12	1.4 x 6.3 inch ▪ 35 x 160 mm
EKV 22	1.4 x 9.3 inch ▪ 35 x 235 mm
EKV 32	1.4 x 13.2 inch ▪ 35 x 335 mm
EKV 50	1.4 x 19.7 inch ▪ 35 x 500 mm

Mounting rail accessories

MSM PT 5x10	Mounting screw
MB 10686	Kit of 2 spacers including screws ▪ (15/34 mm)

DIN rail frames

MS PROF 19	DIN rail frames
MS PROF 28	DIN rail frames
MS PROF 38	DIN rail frames
MS PROF 56	DIN rail frames
EKT PROF 56	DIN rail frames

Extension frames (Polycarbonate, PUR Gasket)

EKJZR	10.9 x 7.4 x 2 inch ▪ 278 x 188 x 50 mm
EKMZR	14.9 x 7.4 x 2 inch ▪ 378 x 188 x 50 mm
EKOZR	10.9 x 10.9 x 2 inch ▪ 278 x 278 x 50 mm
EKPZR	14.9 x 10.9 x 2 inch ▪ 378 x 278 x 50 mm
EKTZR	22 x 10.9 x 2 inch ▪ 558 x 278 x 50 mm
EKUZR	22 x 14.9 x 2 inch ▪ 558 x 378 x 50 mm

Hinges and wall mounting

MB 10622	PC Hinge set, 1 pair ▪ incl. screws and drill template
MB 10523	Blind plug for cover corner on hinged side when cover screws are not used
MB 10674	Mounting foot kit (4 pcs) ▪ incl. screws

Cover screws

HS 10255	Wing head ▪ for 30 mm cover
CS 10256	Cross head ▪ for 30/100 mm cover
SS 10535	Slotted head (sealable) ▪ for 30 mm cover
SS 10544	Slotted head (quick-lock) ▪ for 30/100 mm cover
HS 10533	Wing head (quick-lock) ▪ for 30 mm cover
HS 10532	Quick-locking wing head (hinged) ▪ for 30 mm cover
MB 10534	Threaded bushing ▪ to be ordered separately with quick-lock screws
SS 10563	Cross head ▪ for 80 mm cover
HS 10562	Wing head ▪ for 80 mm cover
DS 10581	Triangle head ▪ for 30/80/100 mm cover
MB 10673 SET	Triangular key ▪ for cover screw DS 10581
SS 10256-4	Set of 4 cross head screws ▪ for 30/100 mm cover
SS 10256-6	Set of 6 cross head screws ▪ for 30/100 mm cover
SS 10563-4	Set of 4 cross head screws ▪ for 80 mm cover



ACCESSORIES

Order symbol Description

Spacers for corners of the base

MR 10726	Spacer 15 mm • M6 self-cutting
MR 10727	Spacer 20 mm • M6 self-cutting
MR 10728	Spacer 30 mm • M6 self-cutting
MR 10729	Spacer 54 mm • M6 self-cutting
HR 10	Extension for MR spacer • 10 mm, M6/M6
HR 15	Extension for MR spacer • 15 mm, M6/M6
HR 20	Extension for MR spacer • 20 mm, M6/M6
HR 30	Extension for MR spacer • 30 mm, M6/M6

Spacers for middle mounting pods

FA 12053	Spacer 14 mm • M5 self-cutting
FA 12052	Spacer 42 mm • M5 self-cutting

Key-Lock Set

MB 10597	Lock and two keys • For 30mm covers only
----------	--

Connecting enclosures

MB 10671	Connector kit incl. 4 screws • size 1
MB 10670	Connector kit incl. 4 screws • size 2
MB 10672	Connector kit incl. 4 screws • size 3
MB 10472	Plastic head screw (M6x30) for the assembly of bases • with size 1 opening
MB 10474	Plastic head screw (M8x30) for the assembly of bases • with size 2 opening
M-6	Lock nut for plastic head screws • (Size M6)
M-8	Lock nut for plastic head screws • (Size M8)

Plates and connectors (More products on Cable Management section)

MB 10215	Cover plate • size 1
MB 10546	Cover plate • size 2

Metric flange plates

MB 10862	Size 2 • 2xM16+3xM20+2xM25+2xM32, PUR gasket
MB 10857	Size 2 • 4xM12+4xM12/M20+4xM16/M25

PG Flange plates

MB 10014	Size 2 • 12x PG16
MB 10596	Size 2 • 4x PG11/21+7x PG16

Membrane flange plates

FMB 5F	Size 1, Lead-through 8 (Ø2.5-25mm) • Optional RJ-45 lead-through
FMC 25F	Size 2, Lead-through 29 (Ø3-26mm) • Optional RJ-45 lead-through

Connector kits

MB 10671	Connector kit incl. 4 screws • size 1
MB 10670	Connector kit incl. 4 screws • size 2

Flange gaskets

MK 10437	Flange gasket • size 1
MK 10438	Flange gasket • size 2



EK technical information

Property	Polycarbonate (PC)
Ingress Protection (EN 60529)	IP 66/IP 67
Impact Resistance (EN 62262)	IK 08 (side surface) IK 09 (front surface)
Temperature Range Celsius (short term) Fahrenheit	-40°...120°C -40°...250°F
Temperature Range Celsius (continuous) Fahrenheit	-40°...80°C -40°...175°F
Electrical Insulation	Totally insulated ☐
Light Gray Parts Color	RAL 7035 Industry Gray
Transparent Clear PC Cover	Clear transparent
Cover Screws	RAL 7035
Cover Screws	Polyamide (PA)
Gasket	PUR/EPDM
Enclosure Flammability Rating	Complies with UL 508
Glow Wire Test (IEC 695-2-1) Self-extinguishing (PC)	960°C
Non-toxicity	Halogen Free
UV resistance	Complies with UL 508
Chemical Resistance *	Good

Data subject to change without notice.

*Consult separate raw material data for more detailed information

Confirmity to standards

USA Enclosures for Electrical Equipment
UL Type 1, 3, 3S, 4, 4X, 6, 6P and 12; UL File E75645

Canada Industrial Control Equipment
Enclosures for Electrical Equipment/cUL

Europe Empty enclosures for low-voltage switchgear and
controlgear assemblies EN 62208:2003 (50298:1998)

Europe Safety of Information Technology Equipment
EN 60950
RoHS directive 2002/95/EC

Russia GostR - Gost Russian certificate of conformity

Fibox CAB

The CAB wall mounting enclosure is a hinged door enclosure featuring both opaque or transparent cover options, and quick release padlockable latches. CAB enclosures are ideal for mounting and housing operator controls and process controllers. Tough, impact resistant polycarbonate withstands harsh and demanding environments.



CAB



Padlockable latch



Impact resistant design



**RoHS compliant and
halogen-free**

CAB PC 2030

11.8 x 7.9

UL Type 1, 4, 4X, 12 and 13



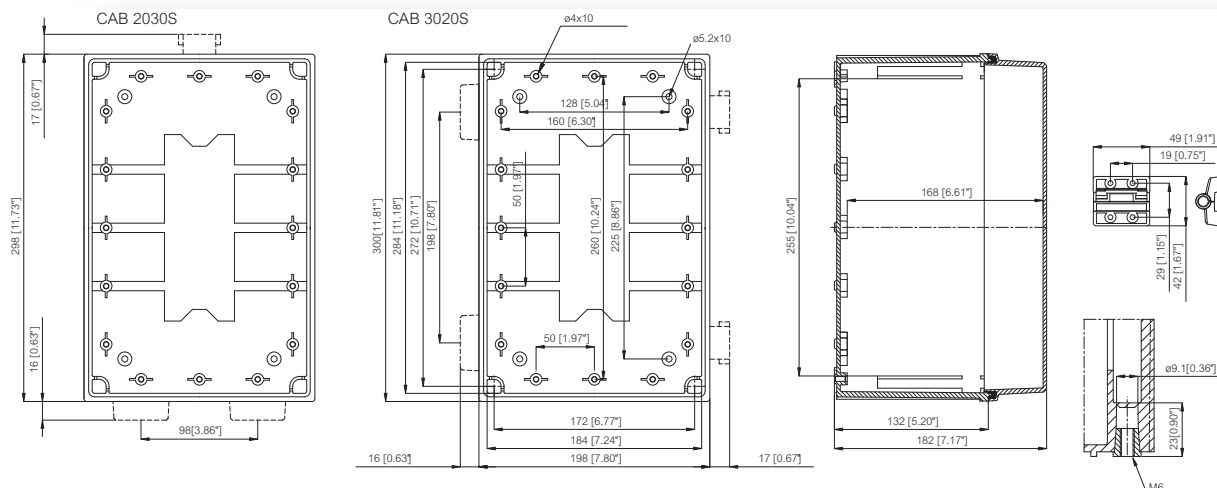
Including: Cabinet base, door with EPDM gasket, latches, hardware screws for accessory mounting and corner plugs. 3B-versions: Cabinet base, door with EPDM gasket, 3mm double bit lock(s) with key, hardware screws for accessory mounting and corner plugs.

Enclosures

Order symbol	UL Order symbol	Dimensions inch	Dimensions mm	Description
CAB PC 203018 G	UL CAB PC 203018 G	11.8 x 7.9 x 7.1	300 x 200 x 180	Opaque door • Latch short side
CAB PC 302018 G	UL CAB PC 302018 G	11.8 x 7.9 x 7.1	300 x 200 x 180	Opaque door • Latches long side
CAB PC 302018 G3B	UL CAB PC 302018 G3B	11.8 x 7.9 x 7.1	300 x 200 x 180	Opaque door • Lock long side
CAB PC 203018 T	UL CAB PC 203018 T	11.8 x 7.9 x 7.1	300 x 200 x 180	Smoked transparent door • Latch short side
CAB PC 302018 T	UL CAB PC 302018 T	11.8 x 7.9 x 7.1	300 x 200 x 180	Smoked transparent door • Latches long side
CAB PC 302018 T3B	UL CAB PC 302018 T3B	11.8 x 7.9 x 7.1	300 x 200 x 180	Smoked transparent door • Lock long side

Accessories

Order symbol	Dimensions inch	Dimensions mm	Description
EKIV 23	6.7 x 10.6	170 x 270	Back Panel
EKIV 17	1.4 x 6.5	35 x 166	DIN-35 Mounting rail
EKIV 27	1.4 x 10.5	35 x 266	DIN-35 Mounting rail
FP A 23	6.5 x 10.6	166 x 268	Swing-out door/Front panel (aluminum)
MB 12225 AL			Swing door kit • for aluminum front panels
DRF 23			DIN rail frame kit • incl. a pair of metal profile bar, mounting screws and front panel holders
DRF 33			DIN rail frame kit • incl. a pair of metal profile bar, mounting screws and front panel holders





CAB PC 3030

11.8 x 11.8

UL Type 1, 4, 4X, 12 and 13

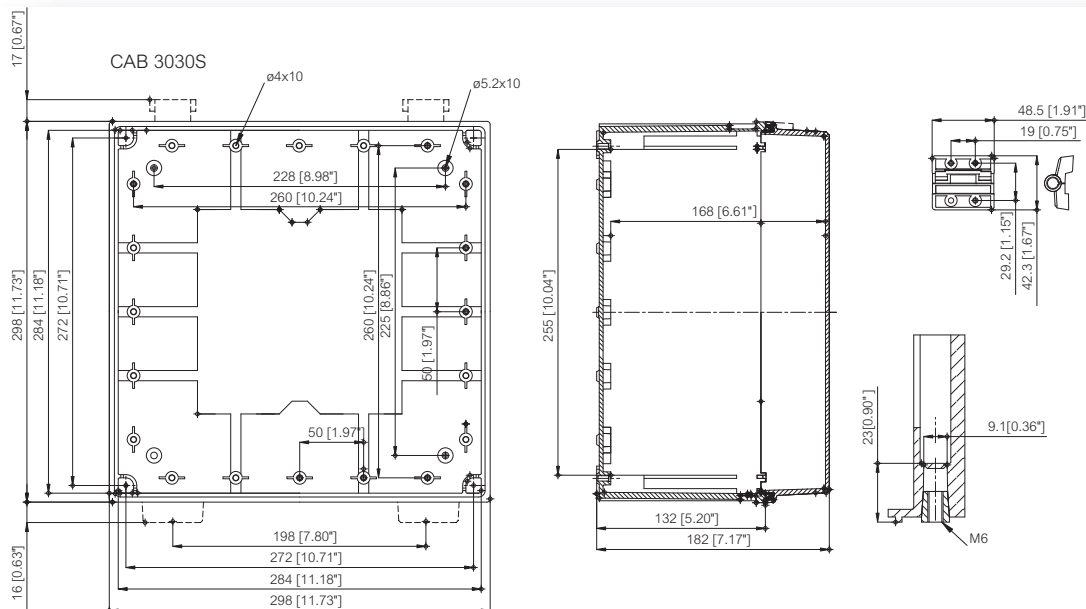
Including: Cabinet base, door with EPDM gasket, latches, hardware screws for accessory mounting and corner plugs. 3B-versions: Cabinet base, door with EPDM gasket, 3mm double bit lock(s) with key, hardware screws for accessory mounting and corner plugs.

Enclosures

Order symbol	UL Order symbol	Dimensions inch	Dimensions mm	Description
CAB PC 303018 G	UL CAB PC 303018 G	11.8 x 11.8 x 7.1	300 x 300 x 180	Opaque door ▪ Latches long side
CAB PC 303018 G3B	UL CAB PC 303018 G3B	11.8 x 11.8 x 7.1	300 x 300 x 180	Opaque door ▪ Lock long side
CAB PC 303018 T	UL CAB PC 303018 T	11.8 x 11.8 x 7.1	300 x 300 x 180	Smoked transparent door ▪ Latches long side
CAB PC 303018 T3B	UL CAB PC 303018 T3B	11.8 x 11.8 x 7.1	300 x 300 x 180	Smoked transparent door ▪ Lock long side

Accessories

Order symbol	Dimensions inch	Dimensions mm	Description
EKIV 33	10.6 x 10.6	270 x 270	Back Panel
EKIV 27	1.4 x 10.5	35 x 266	DIN-35 Mounting rail
FP A 33	10.5 x 10.6	266 x 268	Swing-out door/Front panel (aluminum)
MB 12225 AL			Swing door kit ▪ for aluminum front panels
DRF 33			DIN rail frame kit ▪ incl. a pair of metal profile bar, mounting screws and front panel holders



CAB PC 3040

15.7 x 11.8

UL Type 1, 4, 4X, 12 and 13



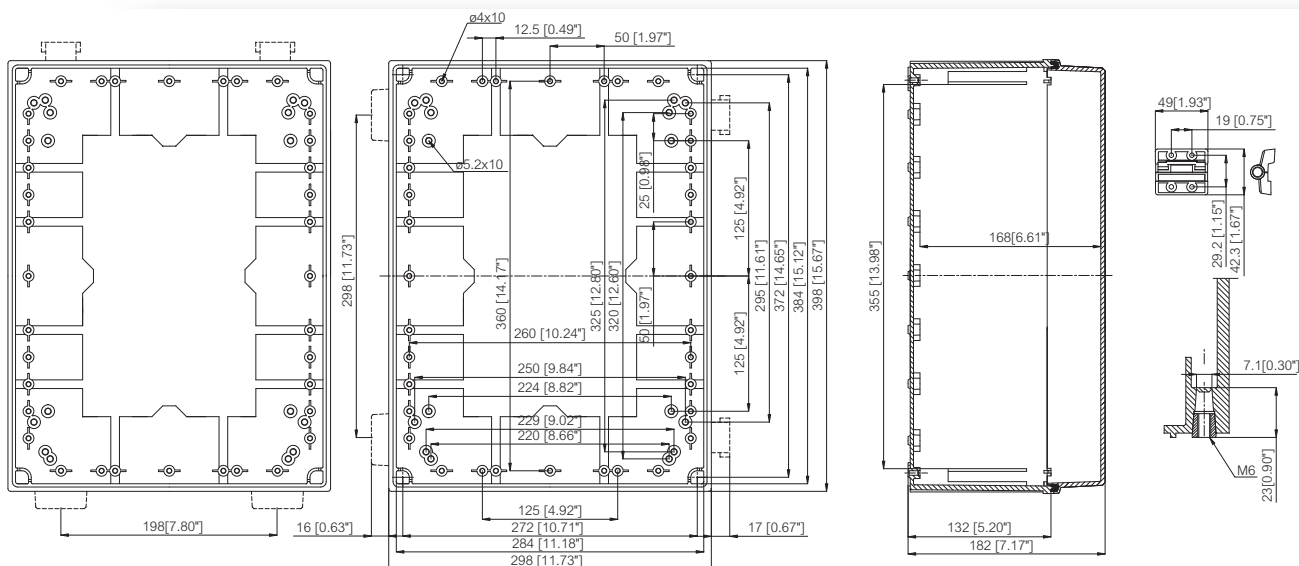
Including: Cabinet base, door with EPDM gasket, latches, hardware screws for accessory mounting and corner plugs. 3B-versions: Cabinet base, door with EPDM gasket, 3mm double bit lock(s) with key, hardware screws for accessory mounting and corner plugs.

Enclosures

Order symbol	UL Order symbol	Dimensions inch	Dimensions mm	Description
CAB PC 304018 G	UL CAB PC 304018 G	15.7 x 11.8 x 7.1	400 x 300 x 180	Opaque door • Latches short side
CAB PC 403018 G	UL CAB PC 403018 G	15.7 x 11.8 x 7.1	400 x 300 x 180	Opaque door • Latches long side
CAB PC 403018 G3B	UL CAB PC 403018 G3B	15.7 x 11.8 x 7.1	400 x 300 x 180	Opaque door • Locks long side
CAB PC 304018 T	UL CAB PC 304018 T	15.7 x 11.8 x 7.1	400 x 300 x 180	Smoked transparent door • Latches short side
CAB PC 403018 T	UL CAB PC 403018 T	15.7 x 11.8 x 7.1	400 x 300 x 180	Smoked transparent door • Latches long side
CAB PC 403018 T3B	UL CAB PC 403018 T3B	15.7 x 11.8 x 7.1	400 x 300 x 180	Smoked transparent door • Locks long side

Accessories

Order symbol	Dimensions inch	Dimensions mm	Description
EKIV 43	14.6 x 10.6	370 x 270	Back Panel
EKIV 27	1.4 x 10.5	35 x 266	DIN-35 Mounting rail
EKIV 37	1.4 x 14.4	35 x 366	DIN-35 Mounting rail
FP A 43	10.5 x 14.5	266 x 368	Swing-out door/Front panel (aluminum)
MB 12225 AL			Swing door kit • for aluminum front panels
DRF 43/44			DIN rail frame kit • incl. a pair of metal profile bar, mounting screws and front panel holders





CAB PC 4050

19.7 x 15.7

UL Type 1, 4, 4X, 12 and 13

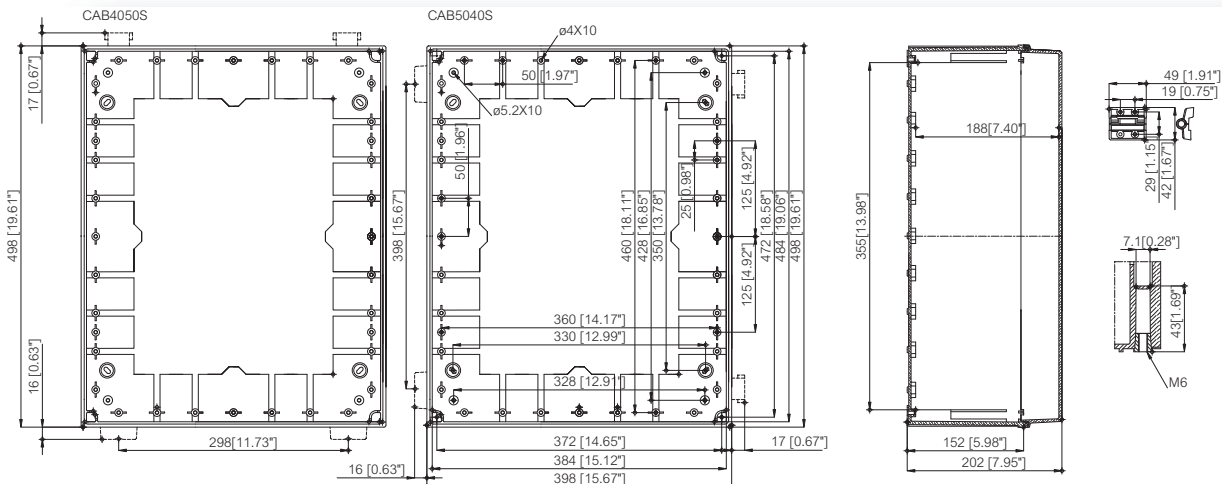
Including: Cabinet base, door with EPDM gasket, latches, hardware screws for accessory mounting and corner plugs. 3B-versions: Cabinet base, door with EPDM gasket, 3mm double bit lock(s) with key, hardware screws for accessory mounting and corner plugs.

Enclosures

Order symbol	UL Order symbol	Dimensions inch	Dimensions mm	Description
CAB PC 405020 G	UL CAB PC 405020 G	19.7 x 15.7 x 7.9	500 x 400 x 200	Opaque door ▪ Latches short side
CAB PC 504020 G	UL CAB PC 504020 G	19.7 x 15.7 x 7.9	500 x 400 x 200	Opaque door ▪ Latches long side
CAB PC 504020 G3B	UL CAB PC 504020 G3B	19.7 x 15.7 x 7.9	500 x 400 x 200	Opaque door ▪ Locks long side
CAB PC 405020 T	UL CAB PC 405020 T	19.7 x 15.7 x 7.9	500 x 400 x 200	Smoked transparent door ▪ Latches short side
CAB PC 504020 T	UL CAB PC 504020 T	19.7 x 15.7 x 7.9	500 x 400 x 200	Smoked transparent door ▪ Latches long side
CAB PC 504020 T3B	UL CAB PC 504020 T3B	19.7 x 15.7 x 7.9	500 x 400 x 200	Smoked transparent door ▪ Locks long side

Accessories

Order symbol	Dimensions inch	Dimensions mm	Description
EKIV 54	18.5 x 14.6	470 x 370	Back Panel
EKIV 37	1.4 x 14.4	35 x 366	DIN-35 Mounting rail
EKIV 47	1.4 x 18.3	35 x 466	DIN-35 Mounting rail
FP A 54	18.4 x 14.4	468 x 366	Swing-out door/Front panel (aluminum)
MB 12225 AL			Swing door kit ▪ for aluminum front panels
DRF 54			DIN rail frame kit ▪ incl. a pair of metal profile bar, mounting screws and front panel holders



CAB PC 6040

23.6 x 15.7

UL Type 1, 4, 4X, 12 and 13

Including: Cabinet base, door with EPDM gasket, latches, hardware screws for accessory mounting and corner plugs. 3B-versions: Cabinet base, door with EPDM gasket, 3mm double bit lock(s) with key, hardware screws for accessory mounting and corner plugs.

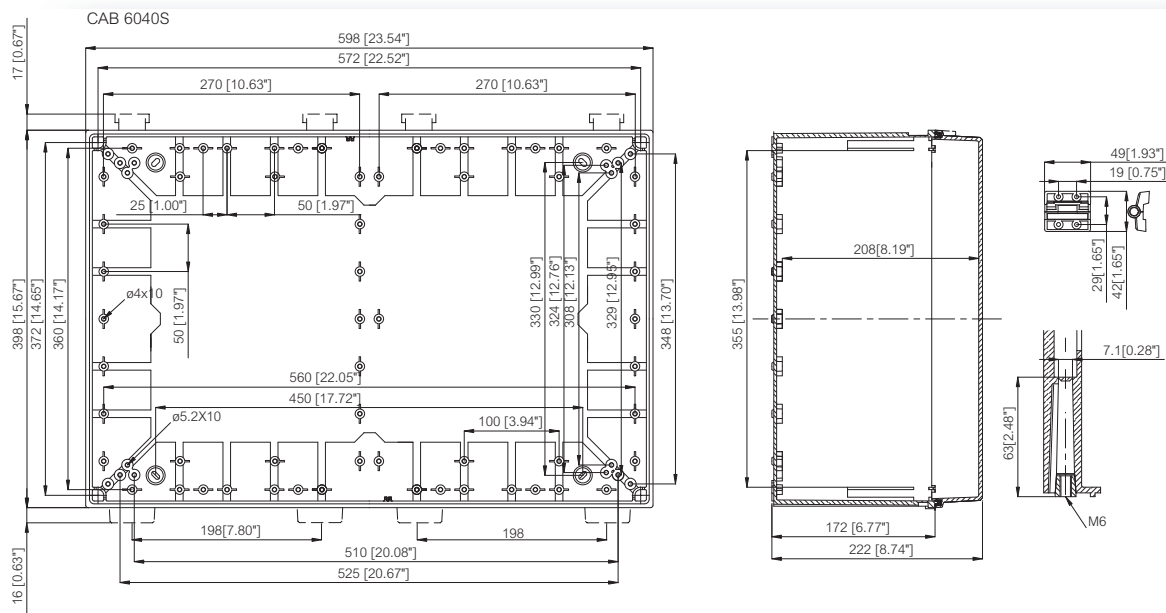


Enclosures

Order symbol	UL Order symbol	Dimensions inch	Dimensions mm	Description
CAB PC 604022 G	UL CAB PC 604022 G	23.6 x 15.7 x 8.7	600 x 400 x 220	Opaque door • Latches long side
CAB PC 604022 G3B	UL CAB PC 604022 G3B	23.6 x 15.7 x 8.7	600 x 400 x 220	Opaque door • Locks long side
CAB PC 604022 T	UL CAB PC 604022 T	23.6 x 15.7 x 8.7	600 x 400 x 220	Smoked transparent door • Latches long side
CAB PC 604022 T3B	UL CAB PC 604022 T3B	23.6 x 15.7 x 8.7	600 x 400 x 220	Smoked transparent door • Locks long side

Accessories

Order symbol	Dimensions inch	Dimensions mm	Description
EKIV 64H	22.4 x 14.6	570 x 370	Back Panel
EKIV 37	1.4 x 14.4	35 x 366	DIN-35 Mounting rail
FP A 64	22.4 x 14.4	568 x 366	Swing-out door/Front panel (aluminum)
MB 12225 AL			Swing door kit • for aluminum front panels
DRF 63/64			DIN rail frame kit • incl. a pair of metal profile bar, mounting screws and front panel holders



PC ACCESSORIES

Order symbol	Description
--------------	-------------

Back Panels (Galvanized steel, sheet thickness 1,5 mm)

EKIV 15	5.9 x 5.9 inch ▪ 150 x 150 mm
EKIV 23	6.7 x 10.6 inch ▪ 170 x 270 mm
EKIV 33	10.6 x 10.6 inch ▪ 270 x 270 mm
EKIV 43	14.6 x 10.6 inch ▪ 370 x 270 mm
EKIV 54	18.5 x 14.6 inch ▪ 470 x 370 mm
EKIV 64H	22.4 x 14.6 inch ▪ 570 x 370 mm



DIN-35 Mounting rails (Galvanized steel, rail height 7,5 mm)

TRH 15	1.4 x 4.8 inch ▪ 35 x 122 mm
EKIV 17	1.4 x 6.5 inch ▪ 35 x 166 mm
EKIV 27	1.4 x 10.5 inch ▪ 35 x 266 mm
EKIV 37	1.4 x 14.4 inch ▪ 35 x 366 mm
EKIV 47	1.4 x 18.3 inch ▪ 35 x 466 mm



Front panels (Aluminum, sheet thickness 1,5 mm)

FP A 23	6.5 x 10.6 inch ▪ 166 x 268 mm
FP A 33	10.5 x 10.6 inch ▪ 266 x 268 mm
FP A 43	10.5 x 14.5 inch ▪ 266 x 368 mm
FP A 54	18.4 x 14.4 inch ▪ 468 x 366 mm
FP A 64	22.4 x 14.4 inch ▪ 568 x 366 mm

Swing door sets

MB 12225 AL	Swing door kit ▪ for aluminum front panels
-------------	--

Hinges and wall mounting

MB CH SET	Hinge kit ▪ for CAB/Quick
FP 12017	Mounting foot kit (4 pcs) ▪ incl. screws
SP 12087	Corner plug, red



Pole mounting

PM 60	Pole mount kit ▪ pole diameter min 50 max 70 mm
PM 120	Pole mount kit ▪ pole diameter min 100 max 120 mm



DIN rail frame sets

DRF 23	DIN rail frame kit ▪ incl. a pair of metal profile bar, mounting screws and front panel holders
DRF 33	DIN rail frame kit ▪ incl. a pair of metal profile bar, mounting screws and front panel holders
DRF 43/44	DIN rail frame kit ▪ incl. a pair of metal profile bar, mounting screws and front panel holders
DRF 54	DIN rail frame kit ▪ incl. a pair of metal profile bar, mounting screws and front panel holders
DRF 63/64	DIN rail frame kit ▪ incl. a pair of metal profile bar, mounting screws and front panel holders



PC ACCESSORIES

Order symbol Description

Spacers

FA 12053	Spacer 14 mm ▪ M5 self-cutting
FA 12052	Spacer 42 mm ▪ M5 self-cutting
M5x8	Mounting screw for spacer
MB 10686	Kit of 2 spacers including screws ▪ (15/34 mm)



Other accessories

MSM PT 5x10	Mounting screw
MB 12235 KEY	Plastic key for the lock

CAB technical information

Property Polycarbonate (PC)

Ingress Protection (EN 60529)	IP 65
Impact Resistance (EN 62262)	IK 08
Temperature Range Celsius (short term) Fahrenheit	-40°...120°C -40°...250°F
Temperature Range Celsius (continuous) Fahrenheit	-40°...80°C -40°...175°F
Electrical Insulation	Totally insulated ☑
Light Gray Parts Color	RAL 7035 Industry Gray
Transparent Clear PC Cover	Smoked Gray
Hinges and Latches (PC)	RAL 7035
Gasket	PUR/EPDM
Enclosure Flammability Rating	Complies with UL 508
Glow Wire Test (IEC 695-2-1) Self-extinguishing (PC)	960°C
Non-toxicity	Halogen Free
UV resistance	Complies with UL 508
Chemical Resistance *	Good

Confirmity to standards

USA Enclosures for Electrical Equipment
UL Type 1, 4, 4X, 12 and 13; UL File E75645

Canada Industrial Control Equipment
Enclosures for Electrical Equipment/cUL

Europe Empty enclosures for low-voltage switchgear and controlgear assemblies EN 62208:2003 (50298:1998)

Europe Safety of Information Technology Equipment
EN 60950
RoHS directive 2002/95/EC

Russia GostR - Gost Russian certificate of conformity

Data subject to change without notice.


*Consult separate raw material data for more detailed information

Fibox CARDMASTER

CARDMASTER enclosures are ideal for packaging instrumentation, measurement, monitoring and process control equipment. The CARDMASTER range features two compartments - one for circuit boards and operator controls and readouts, and another one for terminal and interface wiring.



CARDMASTER



**Separate terminal
wiring compartment**



NEMA 4X compliant



**RoHS compliant and
halogen-free**

CARDMASTER

PC 17/16 L

6.5 x 6.3

NEMA 1, 4X* and 12K

*PC 17/16L, 17/16 and 21/18: -3 and -FC3 -models

Including: Base, terminal compartment cover with gasket and hardware screws for accessory mounting. -3 and -L3 versions: Transparent cover with PUR gasket, hinges, locking devices; FC version: Opaque screw cover with PUR gasket and cover screws.

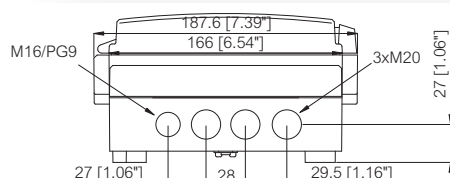


Enclosures

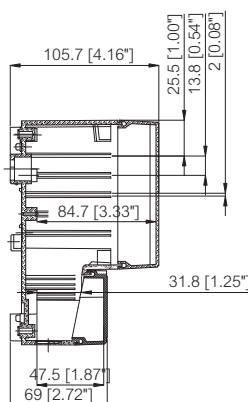
Order symbol	Dimensions inch	Dimensions mm	Description
PC 17/16-L3	7.4 x 6.3 x 4.2	188 x 160 x 106	Smoked transparent hinged cover
PC 17/16-LFC3	6.5 x 6.3 x 3.5	166 x 160 x 89	Opaque screw cover

Accessories

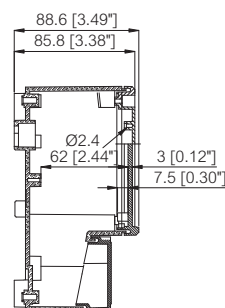
Order symbol	Dimensions inch	Dimensions mm	Description
MP 17/16	5.4 x 5.2	136 x 133	Back Panel
FP 17/16	6.2 x 3.9	158 x 98	Front panel (aluminum)



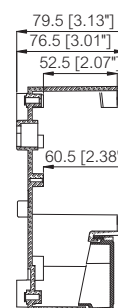
17/16-L3



17/16LFC3



17/16-LC3





CARDMASTER

PC 17/16

6.5 x 6.3

NEMA 1, 4X* and 12K

*PC 17/16L, 17/16 and 21/18: -3 and -FC3 -models

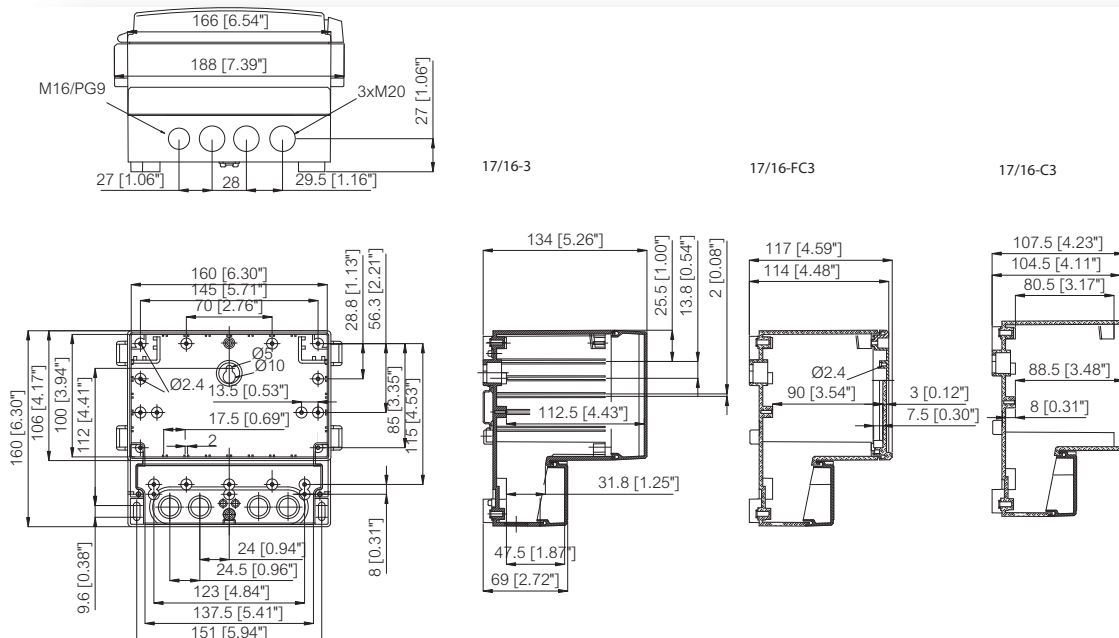
Including: Base, terminal compartment cover with gasket and hardware screws for accessory mounting. -3 and -L3 versions: Transparent cover with PUR gasket, hinges, locking devices; FC version: Opaque screw cover with PUR gasket and cover screws.

Enclosures

Order symbol	Dimensions inch	Dimensions mm	Description
PC 17/16-3	7.4 x 6.3 x 5.3	188 x 160 x 134	Smoked transparent hinged cover
PC 17/16-FC3	6.5 x 6.3 x 4.6	166 x 160 x 118	Opaque screw cover

Accessories

Order symbol	Dimensions inch	Dimensions mm	Description
MP 17/16	5.4 x 5.2	136 x 133	Back Panel
FP 17/16	6.2 x 3.9	158 x 98	Front panel (aluminum)



CARDMASTER

PC 21/18

8.4 x 7.3

NEMA 1, 4X* and 12K

*PC 17/16L, 17/16 and 21/18: -3 and -FC3 -models



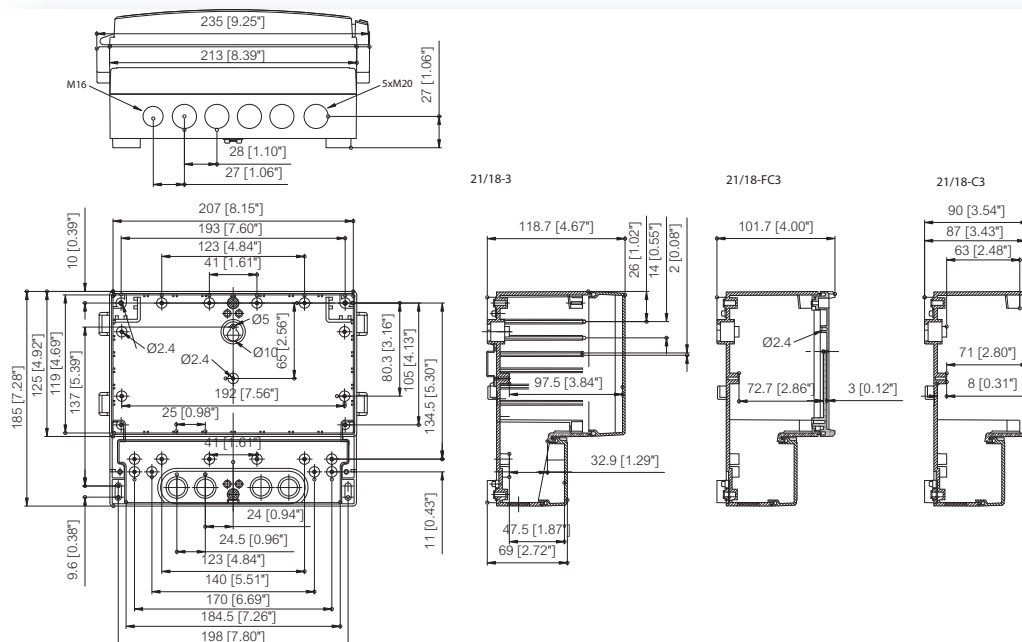
Including: Base, terminal compartment cover with gasket and hardware screws for accessory mounting. -3 and -L3 versions: Transparent cover with PUR gasket, hinges, locking devices; FC version: Opaque screw cover with PUR gasket and cover screws.

Enclosures

Order symbol	Dimensions inch	Dimensions mm	Description
PC 21/18-3		235 x 185 x 119	Smoked transparent hinged cover
PC 21/18-FC3		213 x 185 x 102	Opaque screw cover
PC 21/18-3 USA		235 x 185 x 119	0.85" knock-outs, AL front panel

Accessories

Order symbol	Dimensions inch	Dimensions mm	Description
MP 21/18	5.6 x 7.9	142 x 200	Back Panel
FP 21/18	8.1 x 4.6	205 x 117	Front panel (aluminum)





10.1 x 8.6 NEMA 1, 4X* and 12K
***PC 17/16L, 17/16 and 21/18: -3 and -FC3 -models**

Enclosures

Accessories

[illegible]



CARDMASTER

PC 36/31

15.4 x 12.4 NEMA 1, 4X* and 12K
*PC 17/16L, 17/16 and 21/18: -3 and -FC3 -models

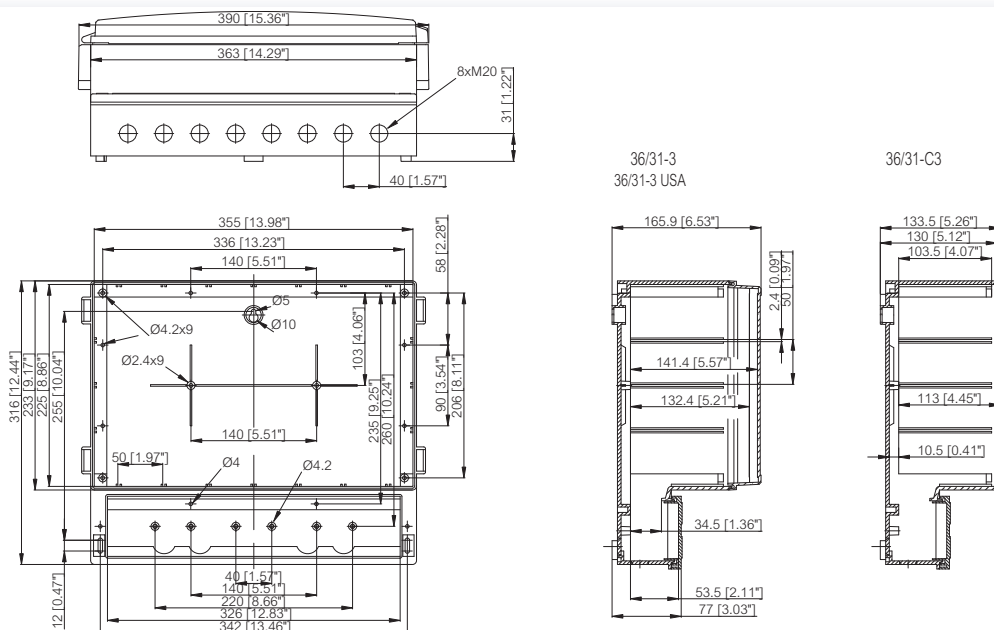
Including: Base, terminal compartment cover with gasket and hardware screws for accessory mounting. -3 and -L3 versions: Transparent cover with PUR gasket, hinges, locking devices; FC version: Opaque screw cover with PUR gasket and cover screws.

Enclosures

Order symbol	Dimensions inch	Dimensions mm	Description
PC 36/31-3	15.4 x 12.4 x 6.6	390 x 316 x 167	Smoked transparent hinged cover
PC 36/31-3 USA	15.4 x 12.4 x 6.6	390 x 316 x 167	0.85"/1.09" knock-outs, AL front panel

Accessories

Order symbol	Dimensions inch	Dimensions mm	Description
MP 36/31	13.6 x 10.2	345 x 258	Back Panel
FP 36/31	13.9 x 8.8	354 x 224	Front panel (aluminum)



ACCESSORIES

Order symbol Description

Back Panels (Galvanized steel, sheet thickness 1,5 mm)


MP 17/16	5.4 x 5.2 inch ▪ 136 x 133 mm
MP 21/18	5.6 x 7.9 inch ▪ 142 x 200 mm
MP 25/22	8.9 x 6.9 inch ▪ 225 x 175 mm
MP 30/25	11.1 x 8.5 inch ▪ 282 x 215 mm
MP 36/31	13.6 x 10.2 inch ▪ 345 x 258 mm

Front panels (Aluminum, sheet thickness 1,5 mm)

FP 17/16	6.2 x 3.9 inch ▪ 158 x 98 mm
FP 21/18	8.1 x 4.6 inch ▪ 205 x 117 mm
FP 25/22	9.8 x 5.9 inch ▪ 250 x 150 mm
FP 30/25	11.4 x 7.4 inch ▪ 289 x 189 mm
FP 36/31	13.9 x 8.8 inch ▪ 354 x 224 mm

Hinges and wall mounting

SET 17/16-21/18-3	Kit of hinges and latches
SET 25/22-3	Kit of hinges and latches
SET 30/25-3	Kit of hinges and latches
SET 36/31-3	Kit of hinges and latches
FP 10674	Mounting foot kit (2 pcs) ▪ incl. screws



CARDMASTER technical information

Property	Polycarbonate (PC)
Ingress Protection (EN 60529)	IP 65
Impact Resistance (EN 62262)	IK 07 (side surface) IK 08 (front surface)
Temperature Range Celsius	-40°...120°C
(short term) Fahrenheit	-40°...250°F
Temperature Range Celsius	-40°...80°C
(continuous) Fahrenheit	-40°...175°F
Electrical Insulation	Totally insulated ☐
Light Gray Parts Color	RAL 7035 Industry Gray
Transparent Clear PC Cover	Smoked Gray or clear
Latches (PA)	RAL5023
Gasket	PUR/EPDM
Enclosure Flammability Rating	Complies with UL 508
Glow Wire Test	960°C
(IEC 695-2-1) Self-extinguishing (PC)	
Non-toxicity	Halogen Free
UV resistance	Complies with UL 508
Chemical Resistance *	Good

Data subject to change without notice.

*Consult separate raw material data for more detailed information

Conformity to standards

USA Enclosures for Electrical Equipment
UL Type 1, 4X* and 12K; UL File E75645
* PC 17/16L, 17/16 and 21/18: -3 and -FC3 models

Canada Industrial Control Equipment
Enclosures for Electrical Equipment/cUL

Europe Empty enclosures for low-voltage switchgear and
Europe Safety of Information Technology Equipment
EN 60950
RoHS directive 2002/95/EC

Russia GostR - Gost Russian certificate of conformity

The FIBOX accessory range provides an excellent selection of cable glands, membrane glands, flanges and cable entry solutions to easily manage cables while maintaining high ingress ratings.



Cable management



Plastic and membrane gland plates



Plastic and membrane glands



RoHS compliant and halogen-free

COVER PLATES

Order symbol	Dimensions inch	Dimensions mm	Description
--------------	-----------------	---------------	-------------

Polycarbonate (PC), IP 66 (EN 60529), Gray RAL 7035

MB 10215	5.5 x 1.9 x 0.4	140 x 49 x 10	Cover plate ▪ size 1
MB 10546	8.5 x 3.3 x 0.4	216 x 85 x 10	Cover plate ▪ size 2
MB 10324	13.1 x 5 x 0.6	332 x 127 x 15	Cover plate ▪ size 3

METRIC FLANGE PLATES

Order symbol	Dimensions inch	Dimensions mm	Description
--------------	-----------------	---------------	-------------

Cable gland plates, Polycarbonate (PC), IP 65 (EN 60529), Gray RAL 7035

MB 10892	5.5 x 1.9 x 0.4	140 x 49 x 10	Size 1 ▪ 4xM20
MB 10891	8.5 x 3.3 x 0.4	216 x 85 x 10	Size 2 ▪ 12xM20
MB 10860	8.5 x 3.3 x 0.4	216 x 85 x 10	Size 2 ▪ 5xM25+6xM20 PUR gasket
MB 10861	8.5 x 3.3 x 0.4	216 x 85 x 10	Size 2 ▪ 2xM50+4xM20, PUR gasket
MB 10862	8.5 x 3.3 x 0.4	216 x 85 x 10	Size 2 ▪ 2xM16+3xM20+2xM25+2xM32, PUR gasket

Knock-out plates, Polycarbonate (PC), IP 65 (EN 60529), Gray RAL 7035

MB 10857	8.5 x 3.3 x 0.4	216 x 85 x 10	Size 2 ▪ 4xM12+4xM12/M20+4xM16/M25
MB 10889	8.5 x 3.3 x 0.4	216 x 85 x 10	Size 2 ▪ 8xM20+5xM25/M16
MB 10890	8.5 x 3.3 x 0.4	216 x 85 x 10	Size 2 ▪ 2xM32/M20+2xM40/M25

PG FLANGE PLATES

Order symbol	Dimensions inch	Dimensions mm	Description
--------------	-----------------	---------------	-------------

Cable gland plates, Polycarbonate (PC), IP 66 (EN 60529), Gray RAL 7035

MB 10151	5.5 x 1.9 x 0.4	140 x 49 x 10	Size 1 ▪ 4x PG13.5
MB 10149	5.5 x 1.9 x 0.4	140 x 49 x 10	Size 1 ▪ 4x PG16
MB 10214	5.5 x 1.9 x 0.4	140 x 49 x 10	Size 1 ▪ 3x PG21
MB 10537	5.5 x 1.9 x 0.4	140 x 49 x 10	Size 1 ▪ 1xPG29
MB 10014	8.5 x 3.3 x 0.4	216 x 85 x 10	Size 2 ▪ 12x PG16
MB 10015	8.5 x 3.3 x 0.4	216 x 85 x 10	Size 2 ▪ 12x PG13.5
MB 10016	8.5 x 3.3 x 0.4	216 x 85 x 10	Size 2 ▪ 6x PG16+4x PG21
MB 10017	8.5 x 3.3 x 0.4	216 x 85 x 10	Size 2 ▪ 4x PG16+3x PG29
MB 10019	8.5 x 3.3 x 0.4	216 x 85 x 10	Size 2 ▪ 4x PG16+2x PG36

Knock-out plates, Polycarbonate (PC), IP 66 (EN 60529), Gray RAL 7035

MB 10593	8.5 x 3.3 x 0.4	216 x 85 x 10	Size 2 ▪ 9x PG11+5x PG9/16
MB 10594	8.5 x 3.3 x 0.4	216 x 85 x 10	Size 2 ▪ 4x PG21/29
MB 10595	8.5 x 3.3 x 0.4	216 x 85 x 10	Size 2 ▪ 13x PG16
MB 10596	8.5 x 3.3 x 0.4	216 x 85 x 10	Size 2 ▪ 4x PG11/21+7x PG16

MEMBRANE FLANGE PLATES

Order symbol	Description
--------------	-------------

TPE (Thermo Plastic Elastomer), IP 65 (EN 60529), Gray RAL 7035, Temperature range -40°...+120°C

FMB 5F	Size 1, Lead-through 8 (Ø2.5-25mm) ▪ Optional RJ-45 lead-through
FMC 3F	Size 2, Lead-through 7 (Ø3-55mm)
FMC 25F	Size 2, Lead-through 29 (Ø3-26mm) ▪ Optional RJ-45 lead-through
FMC 35F	Size 2, Lead-through 43 (Ø3-30mm) ▪ Optional RJ-45 lead-through

PLATE CONNECTORS AND GASKETS

Order symbol Description

Plate connector kits

MB 10671	Connector kit incl. 4 screws • size 1
MB 10670	Connector kit incl. 4 screws • size 2
MB 10672	Connector kit incl. 4 screws • size 3
EKZA 7	Plastic head screws, lock nuts, flange gasket • size 1
EKZA 8	Plastic head screws, lock nuts, flange gasket • size 2
EKZA 9	Plastic head screws, lock nuts, flange gasket • size 3

Gaskets (EPDM Rubber)

MK 10437	Flange gasket • size 1
MK 10438	Flange gasket • size 2
MK 10439	Flange gasket • size 3
MK 10440	Flange gasket for smooth side • size 1
MK 10441	Flange gasket for smooth side • size 2

Plastic head screws

MB 10345	Plastic head screw (M6x25) • for size 1 flange
MB 10346	Plastic head screw (M8x25) • for size 2 flange
MB 10347	Plastic head screw (M10x30) • for size 3 flange

Lock nuts

M-6	Lock nut for plastic head screws • (Size M6)
M-8	Lock nut for plastic head screws • (Size M8)
M-10	Lock nut for plastic head screws • (Size M10)

Plate extension

MB 10391	Extension flange (height 25 mm) • Mounting with 4x MB 10392
MB 10392	Plastic head screw, size M8x50

POLYAMIDE CABLE GLANDS

Order symbol Description

Standard connecting threads, Gray RAL 7035, Temperature range -20°...+100°C

GPA M12	Cable gland (IP 68 - 5 bar), M12x1,5 • for cable 3-6 mm
GPA M16	Cable gland (IP 68 - 5 bar), M16x1,5 • for cable 5-10 mm
GPA M20	Cable gland (IP 68 - 5 bar), M20x1,5 • for cable 8-13 mm
GPA M25	Cable gland (IP 68 - 5 bar), M25x1,5 • for cable 11-17 mm
GPA M32	Cable gland (IP 68 - 5 bar), M32x1,5 • for cable 15-21 mm
GPA M40	Cable gland (IP 68 - 5 bar), M40x1,5 • for cable 19-28 mm
GPA M50	Cable gland (IP 68 - 5 bar), M50x1,5 • for cable 27-35 mm
GPA M63	Cable gland (IP 68 - 5 bar), M63x1,5 • for cable 32-42 mm

Lock nuts for cable glands, Gray RAL 7035

GPA M12-B	Hexagonal lock nut • M12x1,5
GPA M16-B	Hexagonal lock nut • M16x1,5
GPA M20-B	Hexagonal lock nut • M20x1,5
GPA M25-B	Hexagonal lock nut • M25x1,5
GPA M32-B	Hexagonal lock nut • M32x1,5
GPA M40-B	Hexagonal lock nut • M40x1,5
GPA M50-B	Hexagonal lock nut • M50x1,5
GPA M63-B	Hexagonal lock nut • M63x1,5

MEMBRANE CABLE GLANDS

Order symbol Description

EPDM Rubber, Gray RAL 7035, IP 66/IP 67 (EN 60529:1991+ A1:2000), Wall thickness (C) 1,5 -5 mm, Temperature range -40°...+120°C

FEM 3-5	EPDM Cable gland M12 • for cable 3-5 mm
FEM 5-7	EPDM Cable gland M16 • for cable 5-7 mm
FEM 7-10	EPDM Cable gland M20 • for cable 7-10 mm
FEM 10-14/23	EPDM Cable gland M23/PG16 • for cable 10-14 mm
FEM 10-14/25	EPDM Cable gland M25 • for cable 10-14 mm
FEM 14-20	EPDM Cable gland M32 • for cable 14-20 mm
FEM 20-26	EPDM Cable gland M40 • for cable 20-26 mm
FEM 26-35	EPDM Cable gland M50 • for cable 26-35 mm
FEM 30-45	EPDM Cable gland M60 • for cable 30-45 mm
MFM 8-12	EPDM Multi-Fem M50 • for cable 3x6-10 mm, 3x10-14 mm




FIBOX – Solutions for demanding environments



General accessories expand the functionality of our enclosures by adding new features. The Fibox accessory range provides a variety of inspection windows, and ventilation/pressure equalizer devices.



General accessories



Inspection windows



Ventilation devices



RoHS compliant and halogen-free

INSPECTION WINDOWS

Order symbol Dimensions inch Dimensions mm Description

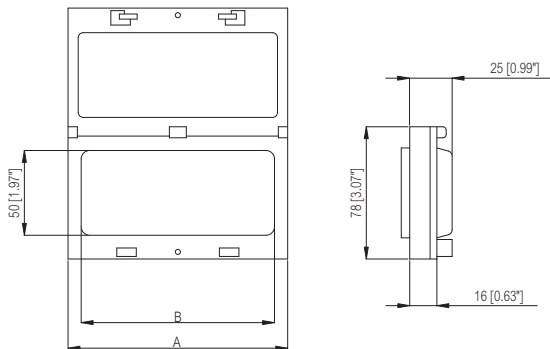
Polycarbonate (PC), IP 54

L 02	2.4 x 3	60 x 77	Window for 2 modules ▪ Clear cover
L 04	3.8 x 3	96 x 77	Window for 4 modules ▪ Clear cover
L 06	5.1 x 3	130 x 77	Window for 6 modules ▪ Clear cover
L 08	6.4 x 3	162 x 77	Window for 8 modules ▪ Clear cover
L 10	7.8 x 3	199 x 77	Window for 10 modules ▪ Clear cover

Polycarbonate (PC), IP 65

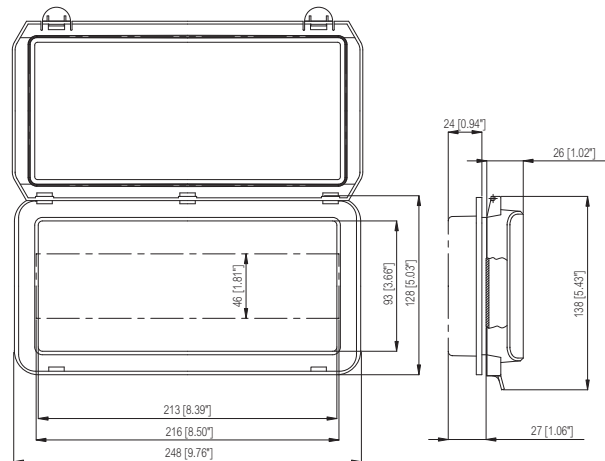
L 12	9.8 x 5	248 x 128	Window for 12 modules ▪ Low clear cover
L 12 II	9.8 x 5	248 x 128	Window for 12 modules ▪ Smoked transparent cover
L 13	10.1 x 4.3	257 x 108	Window for 13 modules ▪ Clear cover
L 24	9.8 x 8.6	248 x 218	Window for 24 modules ▪ Low clear cover
L 24 II	9.8 x 8.6	248 x 218	Window for 24 modules ▪ Smoked transparent cover
L 43 II	13 x 10.9	331 x 277	Window for 26 modules ▪ Smoked transparent cover
L 44 II	14.8 x 13	377 x 331	Window for 36 modules ▪ Smoked transparent cover

L 02 – L 10

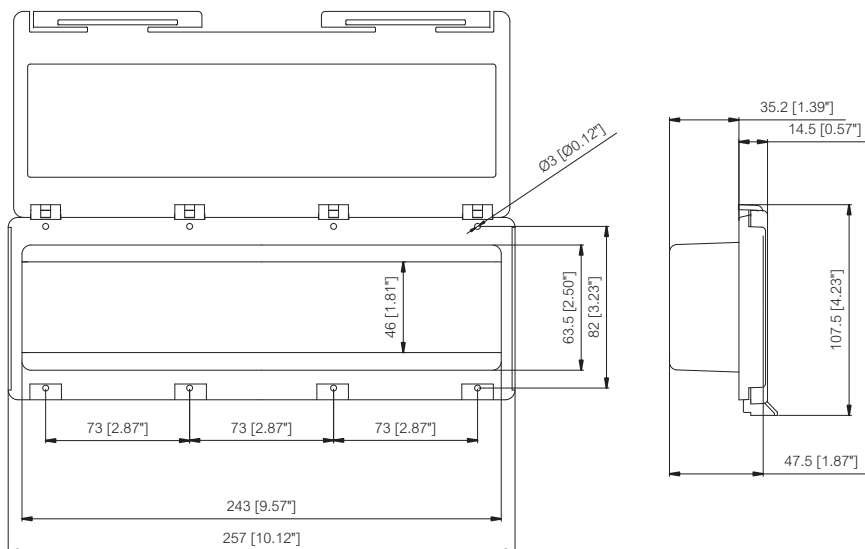


TYPE	A	B
L02	59 [2.32"]	44 [1.73"]
L04	94.5 [3.72"]	78 [3.07"]
L06	129.5 [5.10"]	114 [4.48"]
L08	163 [6.42"]	146 [5.75"]
L10	200 [7.87"]	183 [7.20"]

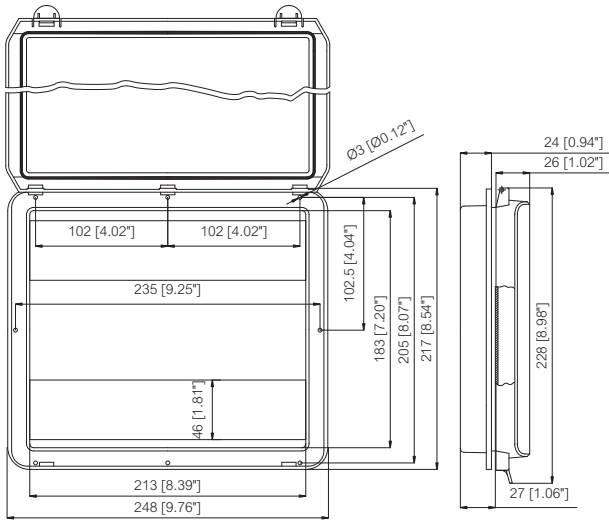
L 12



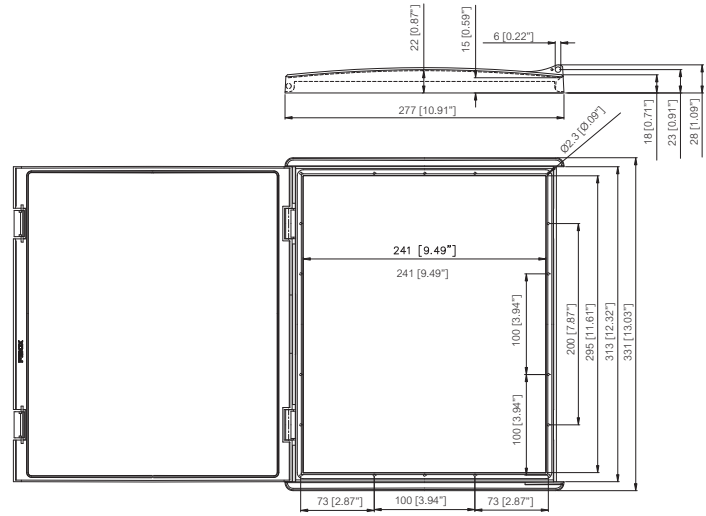
L 13



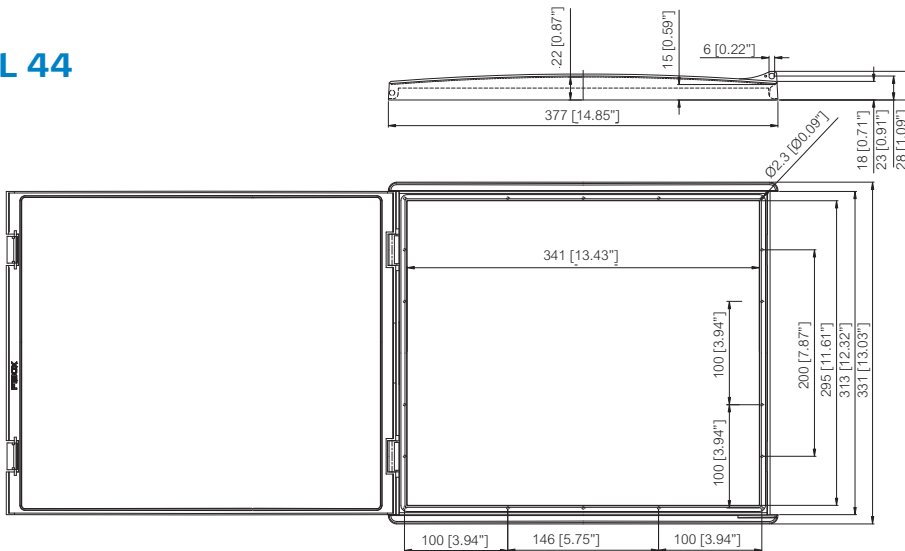
L 24



L 43



L 44



VENTILATION DEVICES

Order symbol	Description
MB 10564 II	Ventilation device IP 44 • Gasketed, incl. screws
MB 10858 II	Grille/filter holder • for MB 10564 II
MB 10859 II	Holder for fan • incl. screws
MB 10894	Pressure equalizer plug, IP 68 • light gray, thread M12 x 1,5
MB 10631	Ventilation device IP 33
MB 12189	Draining plug IP 34



Enclosure index

ARCA	Polycarbonate Type 4X/6P JIC Enclosures
MXN	Polycarbonate Type 4X/6 Enclosures
PICCOLO	Polycarbonate Type 4X/6 Pushbutton Enclosures
	ABS Type 4X/6 Pushbutton Enclosures
EURONORD	Polycarbonate Type 4X Terminal Enclosures
	Fiberglass Type 4X Terminal Enclosures

ALU	Aluminum Type 4X/12 Terminal Enclosures
SOLID	Polycarbonate Type 4X/6P Screw Cover Enclosures
	ABS Type 4X/6P Screw Cover Enclosures
EK	Polycarbonate Type 4X/6 Modular Enclosures
CAB	Polycarbonate Type 4X/12 Hinged Door Control Cabinets
CARDMASTER	Polycarbonate Type 4X/12 Instrumentation Enclosures

Order symbol	Dimensions	Product family	Page
ABS 1919 13 G	7.4 x 7.4 x 5.1	SOLID	124
ABS 1919 18 G	7.4 x 7.4 x 7.1	SOLID	124
ABS 2819 13 G	10.9 x 7.4 x 5.1	SOLID	125
ABS 2819 18 G	10.9 x 7.4 x 7.1	SOLID	125
ABS 2828 13 G	10.9 x 10.9 x 5.1	SOLID	127
ABS 2828 18 G	10.9 x 10.9 x 7.1	SOLID	127
ABS 3819 13 G	14.9 x 7.4 x 5.1	SOLID	126
ABS 3819 18 G	14.9 x 7.4 x 7.1	SOLID	126
ABS 3828 13 G	14.9 x 10.9 x 5.1	SOLID	128
ABS 3828 18 G	14.9 x 10.9 x 7.1	SOLID	128
ABS 5628 13 G	22 x 10.9 x 5.1	SOLID	129
ABS 5638 18 G	22 x 14.9 x 7.1	SOLID	130
ABS B 65 G	4.3 x 3.1 x 2.6	PICCOLO	56
ABS B 85 G	4.3 x 3.1 x 3.3	PICCOLO	56
ABS C 65 G	5.5 x 3.1 x 2.6	PICCOLO	57
ABS C 85 G	5.5 x 3.1 x 3.3	PICCOLO	57
ABS D 65 G	6.7 x 3.1 x 2.6	PICCOLO	58
ABS D 85 G	6.7 x 3.1 x 3.3	PICCOLO	58
ABS F 65 G	9.1 x 3.1 x 2.6	PICCOLO	59
ABS F 85 G	9.1 x 3.1 x 3.3	PICCOLO	59
ABS H 95 G	6.7 x 5.5 x 3.7	PICCOLO	60
ABS M 95 G	9.1 x 5.5 x 3.7	PICCOLO	61
ABS MH 125 G	9.1 x 5.5 x 4.9	PICCOLO	61
AL 050503	2 x 1.8 x 1.3	ALU	98
AL 061505	6 x 2.6 x 1.8	ALU	101
AL 082506	9.9 x 3.2 x 2.2	ALU	105
AL 123608	14.3 x 4.9 x 3.2	ALU	108
AL 165609	22 x 6.3 x 3.5	ALU	112
AL 232018	9.1 x 7.9 x 7.1	ALU	113
AL 234011	15.8 x 9.1 x 4.3	ALU	116
AL 236011	23.6 x 9.1 x 4.3	ALU	117
AL 314011	15.9 x 12.2 x 4.3	ALU	118
ALN 060605	2.6 x 2.4 x 1.8	ALU	99
ALN 061005	3.9 x 2.6 x 1.8	ALU	100
ALN 080806	3.2 x 3 x 2.2	ALU	102
ALN 081306	5 x 3.2 x 2.2	ALU	103
ALN 081806	7 x 3.2 x 2.2	ALU	104
ALN 121208	4.9 x 4.9 x 3.2	ALU	106
ALN 122208	8.7 x 4.9 x 3.2	ALU	107
ALN 161609	6.4 x 6.4 x 3.6	ALU	109
ALN 162609	10.4 x 6.4 x 3.6	ALU	110
ALN 163609	14.2 x 6.3 x 3.5	ALU	111
ALN 232011	9.1 x 7.9 x 4.3	ALU	113
ALN 232811	11 x 9.1 x 4.3	ALU	114
ALN 233311	13 x 9.1 x 4.3	ALU	115
ALN 233318	13 x 9.1 x 7.1	ALU	115
ALN 234018	15.8 x 9.1 x 7.1	ALU	116
ALN 314018	15.9 x 12.2 x 7.1	ALU	118
ALN 316011	23.6 x 12.2 x 4.3	ALU	119
ALN 316018	23.6 x 12.2 x 7.1	ALU	119

Order symbol	Dimensions	Product family	Page
AR10106CHL	10 x 10 x 6	ARCA	20
AR10106CHLT	10 x 10 x 6	ARCA	20
AR10106CHSC	10 x 10 x 6	ARCA	20
AR10106CHSS	10 x 10 x 6	ARCA	20
AR10106CHSSL	10 x 10 x 6	ARCA	20
AR10106CHSSLT	10 x 10 x 6	ARCA	20
AR10106CHSST	10 x 10 x 6	ARCA	20
AR10106CHST	10 x 10 x 6	ARCA	20
AR10106CHTSS	10 x 10 x 6	ARCA	20
AR10106CHTSST	10 x 10 x 6	ARCA	20
AR10106SC	10 x 10 x 6	ARCA	20
AR10106SCT	10 x 10 x 6	ARCA	20
AR1084CHL	10 x 8 x 4	ARCA	18
AR1084CHLT	10 x 8 x 4	ARCA	18
AR1084CHSC	10 x 8 x 4	ARCA	18
AR1084CHSCT	10 x 8 x 4	ARCA	18
AR1084CHSS	10 x 8 x 4	ARCA	18
AR1084CHSSL	10 x 8 x 4	ARCA	18
AR1084CHSSLT	10 x 8 x 4	ARCA	18
AR1084CHSST	10 x 8 x 4	ARCA	18
AR1084CHTSS	10 x 8 x 4	ARCA	18
AR1084CHTSST	10 x 8 x 4	ARCA	18
AR1084SC	10 x 8 x 4	ARCA	18
AR1084SCT	10 x 8 x 4	ARCA	18
AR1086CHL	10 x 8 x 6	ARCA	19
AR1086CHLT	10 x 8 x 6	ARCA	19
AR1086CHSC	10 x 8 x 6	ARCA	19
AR1086CHSCT	10 x 8 x 6	ARCA	19
AR1086CHSS	10 x 8 x 6	ARCA	19
AR1086CHSSL	10 x 8 x 6	ARCA	19
AR1086CHSSLT	10 x 8 x 6	ARCA	19
AR1086CHSST	10 x 8 x 6	ARCA	19
AR1086CHTSS	10 x 8 x 6	ARCA	19
AR1086CHTSST	10 x 8 x 6	ARCA	19
AR1086SC	10 x 8 x 6	ARCA	19
AR1086SCT	10 x 8 x 6	ARCA	19
AR12106CHL	12 x 10 x 6	ARCA	21
AR12106CHLT	12 x 10 x 6	ARCA	21
AR12106CHSC	12 x 10 x 6	ARCA	21
AR12106CHSCT	12 x 10 x 6	ARCA	21
AR12106CHSS	12 x 10 x 6	ARCA	21
AR12106CHSSL	12 x 10 x 6	ARCA	21
AR12106CHSSLT	12 x 10 x 6	ARCA	21
AR12106CHSST	12 x 10 x 6	ARCA	21
AR12106CHTSS	12 x 10 x 6	ARCA	21
AR12106CHTSST	12 x 10 x 6	ARCA	21
AR12106SC	12 x 10 x 6	ARCA	21
AR12106SCT	12 x 10 x 6	ARCA	21
AR14127CHL	14 x 12 x 7	ARCA	22
AR14127CHLT	14 x 12 x 7	ARCA	22

Enclosure index

Order symbol	Dimensions	Product family	Page	Order symbol	Dimensions	Product family	Page
AR14127CHSC	14 x 12 x 7	ARCA	22	AR884CHL	8 x 8 x 4	ARCA	17
AR14127CHSCT	14 x 12 x 7	ARCA	22	AR884CHLT	8 x 8 x 4	ARCA	17
AR14127CHSS	14 x 12 x 7	ARCA	22	AR884CHSC	8 x 8 x 4	ARCA	17
AR14127CHSSL	14 x 12 x 7	ARCA	22	AR884CHSCT	8 x 8 x 4	ARCA	17
AR14127CHSSLT	14 x 12 x 7	ARCA	22	AR884CHSS	8 x 8 x 4	ARCA	17
AR14127CHSST	14 x 12 x 7	ARCA	22	AR884CHSSL	8 x 8 x 4	ARCA	17
AR14127CHTSS	14 x 12 x 7	ARCA	22	AR884CHSSLT	8 x 8 x 4	ARCA	17
AR14127CHTSST	14 x 12 x 7	ARCA	22	AR884CHSST	8 x 8 x 4	ARCA	17
AR14127SC	14 x 12 x 7	ARCA	22	AR884CHTSS	8 x 8 x 4	ARCA	17
AR14127SCT	14 x 12 x 7	ARCA	22	AR884CHTSST	8 x 8 x 4	ARCA	17
AR16148CHL	16 x 14 x 8	ARCA	23	AR884SC	8 x 8 x 4	ARCA	17
AR16148CHLT	16 x 14 x 8	ARCA	23	AR884SCT	8 x 8 x 4	ARCA	17
AR16148CHSC	16 x 14 x 8	ARCA	23	CAB PC 203018 G	11.8 x 7.9 x 7.1	CAB	148
AR16148CHSCT	16 x 14 x 8	ARCA	23	CAB PC 203018 T	11.8 x 7.9 x 7.1	CAB	148
AR16148CHSS	16 x 14 x 8	ARCA	23	CAB PC 302018 G	11.8 x 7.9 x 7.1	CAB	148
AR16148CHSSL	16 x 14 x 8	ARCA	23	CAB PC 302018 G3B	11.8 x 7.9 x 7.1	CAB	148
AR16148CHSSLT	16 x 14 x 8	ARCA	23	CAB PC 302018 T	11.8 x 7.9 x 7.1	CAB	148
AR16148CHSST	16 x 14 x 8	ARCA	23	CAB PC 302018 T3B	11.8 x 7.9 x 7.1	CAB	148
AR16148CHTSS	16 x 14 x 8	ARCA	23	CAB PC 303018 G	11.8 x 11.8 x 7.1	CAB	149
AR16148CHTSST	16 x 14 x 8	ARCA	23	CAB PC 303018 G3B	11.8 x 11.8 x 7.1	CAB	149
AR16148SC	16 x 14 x 8	ARCA	23	CAB PC 303018 T	11.8 x 11.8 x 7.1	CAB	149
AR16148SCT	16 x 14 x 8	ARCA	23	CAB PC 303018 T3B	11.8 x 11.8 x 7.1	CAB	149
AR181610CHL	18 x 16 x 10	ARCA	24	CAB PC 304018 G	15.7 x 11.8 x 7.1	CAB	150
AR181610CHLT	18 x 16 x 10	ARCA	24	CAB PC 304018 T	15.7 x 11.8 x 7.1	CAB	150
AR181610CHSC	18 x 16 x 10	ARCA	24	CAB PC 403018 G	15.7 x 11.8 x 7.1	CAB	151
AR181610CHSCT	18 x 16 x 10	ARCA	24	CAB PC 403018 G3B	15.7 x 11.8 x 7.1	CAB	150
AR181610CHSS	18 x 16 x 10	ARCA	24	CAB PC 403018 T	15.7 x 11.8 x 7.1	CAB	150
AR181610CHSSL	18 x 16 x 10	ARCA	24	CAB PC 403018 T3B	15.7 x 11.8 x 7.1	CAB	150
AR181610CHSSLT	18 x 16 x 10	ARCA	24	CAB PC 405020 G	19.7 x 15.7 x 7.9	CAB	151
AR181610CHSST	18 x 16 x 10	ARCA	24	CAB PC 405020 T	19.7 x 15.7 x 7.9	CAB	151
AR181610CHTSS	18 x 16 x 10	ARCA	24	CAB PC 504020 G	19.7 x 15.7 x 7.9	CAB	151
AR181610CHTSST	18 x 16 x 10	ARCA	24	CAB PC 504020 G3B	19.7 x 15.7 x 7.9	CAB	151
AR181610SC	18 x 16 x 10	ARCA	24	CAB PC 504020 T	19.7 x 15.7 x 7.9	CAB	151
AR181610SCT	18 x 16 x 10	ARCA	24	CAB PC 504020 T3B	19.7 x 15.7 x 7.9	CAB	151
AR664CHL	6 x 6 x 4	ARCA	15	CAB PC 604022 G	23.6 x 15.7 x 8.7	CAB	152
AR664CHLT	6 x 6 x 4	ARCA	15	CAB PC 604022 G3B	23.6 x 15.7 x 8.7	CAB	152
AR664CHSC	6 x 6 x 4	ARCA	15	CAB PC 604022 T	23.6 x 15.7 x 8.7	CAB	152
AR664CHSCT	6 x 6 x 4	ARCA	15	CAB PC 604022 T3B	23.6 x 15.7 x 8.7	CAB	152
AR664CHSS	6 x 6 x 4	ARCA	15	EKHA 130 G	7.5 x 7.5 x 5.1	EK	135
AR664CHSSL	6 x 6 x 4	ARCA	15	EKHA 130 T	7.5 x 7.5 x 5.1	EK	135
AR664CHSSLT	6 x 6 x 4	ARCA	15	EKHA 180 G	7.5 x 7.5 x 7.1	EK	135
AR664CHSST	6 x 6 x 4	ARCA	15	EKHA 180 T	7.5 x 7.5 x 7.1	EK	135
AR664CHTSS	6 x 6 x 4	ARCA	15	EKHS 130 G	7.5 x 7.5 x 5.1	EK	135
AR664CHTSST	6 x 6 x 4	ARCA	15	EKHS 130 T	7.5 x 7.5 x 5.1	EK	135
AR664SC	6 x 6 x 4	ARCA	15	EKHS 180 G	7.5 x 7.5 x 7.1	EK	135
AR664SCT	6 x 6 x 4	ARCA	15	EKHS 180 T	7.5 x 7.5 x 7.1	EK	135
AR865CHL	8 x 6 x 5	ARCA	16	EKJB 130 G	11 x 7.5 x 5.1	EK	136
AR865CHLT	8 x 6 x 5	ARCA	16	EKJB 130 T	11 x 7.5 x 5.1	EK	136
AR865CHSC	8 x 6 x 5	ARCA	16	EKJB 180 G	11 x 7.5 x 7.1	EK	136
AR865CHSCT	8 x 6 x 5	ARCA	16	EKJB 180 T	11 x 7.5 x 7.1	EK	136
AR865CHSS	8 x 6 x 5	ARCA	16	EKMB 130 G	15 x 7.5 x 5.1	EK	137
AR865CHSSL	8 x 6 x 5	ARCA	16	EKMB 130 T	15 x 7.5 x 5.1	EK	137
AR865CHSSLT	8 x 6 x 5	ARCA	16	EKMB 180 G	15 x 7.5 x 7.1	EK	137
AR865CHSST	8 x 6 x 5	ARCA	16	EKMB 180 T	15 x 7.5 x 7.1	EK	137
AR865CHTSS	8 x 6 x 5	ARCA	16	EKMR 130 G	15 x 7.5 x 7.1	EK	137
AR865CHTSST	8 x 6 x 5	ARCA	16	EKMR 130 T	15 x 7.5 x 7.1	EK	137
AR865SC	8 x 6 x 5	ARCA	16	EKMR 180 G	15 x 7.5 x 7.1	EK	137
AR865SCT	8 x 6 x 5	ARCA	16	EKMR 180 T	15 x 7.5 x 7.1	EK	137

Enclosure index

Order symbol	Dimensions	Product family	Page	Order symbol	Dimensions	Product family	Page
EKOE 130 G	11 x 11 x 5.1	EK	138	PC 100/100 LG	5.1 x 3.1 x 3.9	MNX	31
EKOE 130 T	11 x 11 x 5.1	EK	138	PC 100/100 LT	5.1 x 3.1 x 3.9	MNX	31
EKOE 180 G	11 x 11 x 7.1	EK	138	PC 100/125 HG	5.1 x 3.1 x 4.9	MNX	32
EKOE 180 T	11 x 11 x 7.1	EK	138	PC 100/125 HT	5.1 x 3.1 x 4.9	MNX	32
EKPE 130 G	15 x 11 x 5.1	EK	139	PC 100/35 LG	5.1 x 3.1 x 1.4	MNX	31
EKPE 130 T	15 x 11 x 5.1	EK	139	PC 100/35 LT	5.1 x 3.1 x 1.4	MNX	31
EKPE 180 G	15 x 11 x 7.1	EK	139	PC 100/50 LG	5.1 x 3.1 x 2	MNX	31
EKPE 180 T	15 x 11 x 7.1	EK	139	PC 100/50 LT	5.1 x 3.1 x 2	MNX	31
EKPG 130 G	15 x 11 x 5.1	EK	139	PC 100/60 HG	5.1 x 3.1 x 2.4	MNX	32
EKPG 130 T	15 x 11 x 5.1	EK	139	PC 100/60 HT	5.1 x 3.1 x 2.4	MNX	32
EKPG 180 G	15 x 11 x 7.1	EK	139	PC 100/75 HG	5.1 x 3.1 x 3	MNX	32
EKPG 180 T	15 x 11 x 7.1	EK	139	PC 100/75 HT	5.1 x 3.1 x 3	MNX	32
EKPK 180 G	15 x 11 x 7.1	EK	140	PC 100/75 LG	5.1 x 3.1 x 3	MNX	31
EKPK 180 T	15 x 11 x 7.1	EK	140	PC 100/75 LT	5.1 x 3.1 x 3	MNX	31
EKPK 230 G	15 x 11 x 9.1	EK	140	PC 121207	4.8 x 4.7 x 2.6	EURONORD	70
EKPK 230 T	15 x 11 x 9.1	EK	140	PC 121208	4.8 x 4.7 x 3	EURONORD	70
EKPL 180 G	15 x 11 x 7.1	EK	140	PC 121210	4.8 x 4.7 x 3.7	EURONORD	70
EKPL 180 T	15 x 11 x 7.1	EK	140	PC 121211	4.8 x 4.7 x 4.1	EURONORD	70
EKPL 230 G	15 x 11 x 9.1	EK	140	PC 121609	6.3 x 4.7 x 3.5	EURONORD	71
EKPL 230 T	15 x 11 x 9.1	EK	140	PC 121614	6.3 x 4.7 x 5.5	EURONORD	71
EKTH 130 G	22 x 11 x 5.1	EK	141	PC 122008	7.9 x 4.7 x 3	EURONORD	72
EKTH 130 T	22 x 11 x 5.1	EK	141	PC 122009	7.9 x 4.7 x 3.5	EURONORD	72
EKUH 180 G	22 x 15 x 7.1	EK	142	PC 122410	9.6 x 4.9 x 4	EURONORD	73
EKUH 180 T	22 x 15 x 7.1	EK	142	PC 125/100 HG	5.1 x 5.1 x 3.9	MNX	34
EKUM 180 G	22 x 15 x 7.1	EK	142	PC 125/100 HT	5.1 x 5.1 x 3.9	MNX	34
EKUM 180 T	22 x 15 x 7.1	EK	142	PC 125/100 LG	5.1 x 5.1 x 3.9	MNX	33
EKUN 180 G	22 x 15 x 7.1	EK	142	PC 125/100 LT	5.1 x 5.1 x 3.9	MNX	33
EKUN 180 T	22 x 15 x 7.1	EK	142	PC 125/125 HG	5.1 x 5.1 x 4.9	MNX	34
EKWH 250 G	29.9 x 22 x 9.8	EK	143	PC 125/125 HT	5.1 x 5.1 x 4.9	MNX	34
P 080806	3.1 x 3 x 2.2	EURONORD	83	PC 125/35 LG	5.1 x 5.1 x 1.4	MNX	33
P 081106	4.3 x 3 x 2.2	EURONORD	84	PC 125/35 LT	5.1 x 5.1 x 1.4	MNX	33
P 081606	6.3 x 3 x 2.2	EURONORD	85	PC 125/50 LG	5.1 x 5.1 x 2	MNX	33
P 081906	7.5 x 3 x 2.2	EURONORD	86	PC 125/50 LT	5.1 x 5.1 x 2	MNX	33
P 121209	4.8 x 4.7 x 3.5	EURONORD	87	PC 125/60 HG	5.1 x 5.1 x 2.4	MNX	34
P 122209	8.7 x 4.7 x 3.5	EURONORD	88	PC 125/60 HT	5.1 x 5.1 x 2.4	MNX	34
P 161609	6.3 x 6.3 x 3.6	EURONORD	89	PC 125/75 HG	5.1 x 5.1 x 3	MNX	34
P 162609	10.2 x 6.3 x 3.6	EURONORD	90	PC 125/75 HT	5.1 x 5.1 x 3	MNX	34
P 163609	14.2 x 6.3 x 3.6	EURONORD	91	PC 125/75 LG	5.1 x 5.1 x 3	MNX	33
P 252612	10.1 x 9.9 x 4.8	EURONORD	92	PC 125/75 LT	5.1 x 5.1 x 3	MNX	33
P 254012	15.8 x 9.8 x 4.7	EURONORD	93	PC 150/100 HG	7.1 x 5.1 x 3.9	MNX	36
P 404012	16 x 15.8 x 4.7	EURONORD	94	PC 150/100 HT	7.1 x 5.1 x 3.9	MNX	36
PC 050504	2 x 2 x 1.6	EURONORD	64	PC 150/100 LG	7.1 x 5.1 x 3.9	MNX	35
PC 050705	2.6 x 2 x 1.8	EURONORD	65	PC 150/100 LT	7.1 x 5.1 x 3.9	MNX	35
PC 071004	3.9 x 2.6 x 1.6	EURONORD	66	PC 150/100 XHG	7.1 x 5.1 x 3.9	MNX	37
PC 080806	3.2 x 3.1 x 2.2	EURONORD	67	PC 150/100 XHT	7.1 x 5.1 x 3.9	MNX	37
PC 080807	3.2 x 3.1 x 2.6	EURONORD	67	PC 150/125 HG	7.1 x 5.1 x 4.9	MNX	36
PC 080809	3.2 x 3.1 x 3.3	EURONORD	67	PC 150/125 HT	7.1 x 5.1 x 4.9	MNX	36
PC 080810	3.2 x 3.1 x 3.7	EURONORD	67	PC 150/125 LG	7.1 x 5.1 x 4.9	MNX	35
PC 081206	4.7 x 3.1 x 2.2	EURONORD	68	PC 150/125 LT	7.1 x 5.1 x 4.9	MNX	35
PC 081206H	4.7 x 3.1 x 2.4	EURONORD	68	PC 150/125 XHG	7.1 x 5.1 x 4.9	MNX	37
PC 081209	4.7 x 3.1 x 3.3	EURONORD	68	PC 150/125 XHT	7.1 x 5.1 x 4.9	MNX	37
PC 081209H	4.7 x 3.1 x 3.5	EURONORD	68	PC 150/150 HG	7.1 x 5.1 x 5.9	MNX	36
PC 081606	6.3 x 3.1 x 2.2	EURONORD	69	PC 150/150 HT	7.1 x 5.1 x 5.9	MNX	36
PC 081607	6.3 x 3.1 x 2.6	EURONORD	69	PC 150/150 XHG	7.1 x 5.1 x 5.9	MNX	37
PC 081609	6.3 x 3.1 x 3.3	EURONORD	69	PC 150/150 XHT	7.1 x 5.1 x 5.9	MNX	37
PC 081610	6.3 x 3.1 x 3.7	EURONORD	69	PC 150/175 XHG	7.1 x 5.1 x 6.9	MNX	37
PC 100/100 HG	5.1 x 3.1 x 3.9	MNX	32	PC 150/175 XHT	7.1 x 5.1 x 6.9	MNX	37
PC 100/100 HT	5.1 x 3.1 x 3.9	MNX	32	PC 150/35 LG	7.1 x 5.1 x 1.4	MNX	35

Enclosure index

Order symbol	Dimensions	Product family	Page	Order symbol	Dimensions	Product family	Page
PC 150/35 LT	7.1 x 5.1 x 1.4	MNX	35	PC 200/125 XHG	10 x 7.1 x 4.9	MNX	41
PC 150/50 LG	7.1 x 5.1 x 2	MNX	35	PC 200/125 XHT	10 x 7.1 x 4.9	MNX	41
PC 150/50 LT	7.1 x 5.1 x 2	MNX	35	PC 200/150 HG	10 x 7.1 x 5.9	MNX	40
PC 150/60 HF	7.1 x 5.1 x 2.4	MNX	36	PC 200/150 HT	10 x 7.1 x 5.9	MNX	40
PC 150/60 HG	7.1 x 5.1 x 2.4	MNX	36	PC 200/175 XHG	10 x 7.1 x 6.9	MNX	41
PC 150/60 HT	7.1 x 5.1 x 2.4	MNX	36	PC 200/175 XHT	10 x 7.1 x 6.9	MNX	41
PC 150/75 HG	7.1 x 5.1 x 3	MNX	36	PC 200/63 HG	10 x 7.1 x 2.5	MNX	40
PC 150/75 HT	7.1 x 5.1 x 3	MNX	36	PC 200/63 HT	10 x 7.1 x 2.5	MNX	40
PC 150/75 LG	7.1 x 5.1 x 3	MNX	35	PC 200/75 HG	10 x 7.1 x 3	MNX	40
PC 150/75 LT	7.1 x 5.1 x 3	MNX	35	PC 200/75 HT	10 x 7.1 x 3	MNX	40
PC 150/85 XHF	7.1 x 5.1 x 3.3	MNX	37	PC 200/88 XHG	10 x 7.1 x 3.5	MNX	41
PC 150/85 XHG	7.1 x 5.1 x 3.3	MNX	37	PC 200/88 XHT	10 x 7.1 x 3.5	MNX	41
PC 150/85 XHT	7.1 x 5.1 x 3.3	MNX	37	PC 203615	14.2 x 7.9 x 5.9	EURONORD	79
PC 152008	7.9 x 5.9 x 3.1	EURONORD	74	PC 21/18-3	9.3 x 7.3 x 4.7	CARDMASTER	158
PC 153410	13.4 x 5.9 x 4	EURONORD	75	PC 21/18-3 USA	9.3 x 7.3 x 4.7	CARDMASTER	158
PC 153412	13.4 x 5.9 x 4.8	EURONORD	75	PC 21/18-FC3	8.4 x 7.3 x 4	CARDMASTER	158
PC 162409	9.6 x 6.5 x 3.5	EURONORD	76	PC 233009	11.8 x 9.1 x 3.4	EURONORD	80
PC 162412	9.6 x 6.5 x 4.7	EURONORD	76	PC 233011	11.8 x 9.1 x 4.3	EURONORD	80
PC 162509	9.8 x 6.3 x 3.5	EURONORD	77	PC 25/22-3	11 x 8.6 x 6.1	CARDMASTER	159
PC 162513	9.8 x 6.3 x 4.9	EURONORD	77	PC 25/22-FC3	10.1 x 8.6 x 5.3	CARDMASTER	159
PC 162515	9.8 x 6.3 x 5.9	EURONORD	77	PC 2819 13 G	10.9 x 7.4 x 5.1	SOLID	125
PC 163610	14.2 x 6.3 x 4	EURONORD	78	PC 2819 13 G-2FSH	10.9 x 7.4 x 5.1	SOLID	125
PC 17/16-3	7.4 x 6.3 x 5.3	CARDMASTER	157	PC 2819 13 T	10.9 x 7.4 x 5.1	SOLID	125
PC 17/16-FC3	6.5 x 6.3 x 4.6	CARDMASTER	157	PC 2819 13 T-2FSH	10.9 x 7.4 x 5.1	SOLID	125
PC 17/16-L3	7.4 x 6.3 x 4.2	CARDMASTER	156	PC 2819 18 G	10.9 x 7.4 x 7.1	SOLID	125
PC 17/16-LFC3	6.5 x 6.3 x 3.5	CARDMASTER	156	PC 2819 18 G-2FSH	10.9 x 7.4 x 7.1	SOLID	125
PC 175/100 HG	7.1 x 7.1 x 3.9	MNX	38	PC 2819 18 T	10.9 x 7.4 x 7.1	SOLID	125
PC 175/100 HT	7.1 x 7.1 x 3.9	MNX	38	PC 2819 18 T-2FSH	10.9 x 7.4 x 7.1	SOLID	125
PC 175/100 XHG	7.1 x 7.1 x 3.9	MNX	39	PC 2828 13 G	10.9 x 10.9 x 5.1	SOLID	127
PC 175/100 XHT	7.1 x 7.1 x 3.9	MNX	39	PC 2828 13 G-2FSH	10.9 x 10.9 x 5.1	SOLID	127
PC 175/125 HG	7.1 x 7.1 x 4.9	MNX	38	PC 2828 13 T	10.9 x 10.9 x 5.1	SOLID	127
PC 175/125 HT	7.1 x 7.1 x 4.9	MNX	38	PC 2828 13 T-2FSH	10.9 x 10.9 x 5.1	SOLID	127
PC 175/125 XHG	7.1 x 7.1 x 4.9	MNX	39	PC 2828 18 G	10.9 x 10.9 x 7.1	SOLID	127
PC 175/125 XHT	7.1 x 7.1 x 4.9	MNX	39	PC 2828 18 G-2FSH	10.9 x 10.9 x 7.1	SOLID	127
PC 175/150 HG	7.1 x 7.1 x 5.9	MNX	38	PC 2828 18 T	10.9 x 10.9 x 7.1	SOLID	127
PC 175/150 HT	7.1 x 7.1 x 5.9	MNX	38	PC 2828 18 T-2FSH	10.9 x 10.9 x 7.1	SOLID	127
PC 175/150 XHG	7.1 x 7.1 x 5.9	MNX	39	PC 30/25-3	12.6 x 10.2 x 5.1	CARDMASTER	160
PC 175/150 XHT	7.1 x 7.1 x 5.9	MNX	39	PC 30/25-3 USA	12.6 x 10.2 x 5.1	CARDMASTER	160
PC 175/175 XHG	7.1 x 7.1 x 6.9	MNX	39	PC 30/25-FC3	12.4 x 10.2 x 4.3	CARDMASTER	160
PC 175/175 XHT	7.1 x 7.1 x 6.9	MNX	39	PC 300/150 ZG	14.2 x 10 x 6	MNX	42
PC 175/60 HG	7.1 x 7.1 x 2.4	MNX	38	PC 300/150 ZT	14.2 x 10 x 6	MNX	42
PC 175/60 HT	7.1 x 7.1 x 2.4	MNX	38	PC 36/31-3	15.4 x 12.4 x 6.6	CARDMASTER	161
PC 175/75 HG	7.1 x 7.1 x 3	MNX	38	PC 36/31-3 USA	15.4 x 12.4 x 6.6	CARDMASTER	161
PC 175/75 HT	7.1 x 7.1 x 3	MNX	38	PC 3819 13 G	14.9 x 7.4 x 5.1	SOLID	126
PC 175/85 XHG	7.1 x 7.1 x 3.3	MNX	39	PC 3819 13 G-2FSH	14.9 x 7.4 x 5.1	SOLID	126
PC 175/85 XHT	7.1 x 7.1 x 3.3	MNX	39	PC 3819 13 T	14.9 x 7.4 x 5.1	SOLID	126
PC 1919 13 G	7.4 x 7.4 x 5.1	SOLID	124	PC 3819 13 T-2FSH	14.9 x 7.4 x 5.1	SOLID	126
PC 1919 13 G-2FSH	7.4 x 7.4 x 5.1	SOLID	124	PC 3819 18 G	14.9 x 7.4 x 7.1	SOLID	126
PC 1919 13 T	7.4 x 7.4 x 5.1	SOLID	124	PC 3819 18 G-2FSH	14.9 x 7.4 x 7.1	SOLID	126
PC 1919 13 T-2FSH	7.4 x 7.4 x 5.1	SOLID	124	PC 3819 18 T	14.9 x 7.4 x 7.1	SOLID	126
PC 1919 18 G	7.4 x 7.4 x 7.1	SOLID	124	PC 3819 18 T-2FSH	14.9 x 7.4 x 7.1	SOLID	126
PC 1919 18 G-2FSH	7.4 x 7.4 x 7.1	SOLID	124	PC 3828 13 G	14.9 x 10.9 x 5.1	SOLID	128
PC 1919 18 T	7.4 x 7.4 x 7.1	SOLID	124	PC 3828 13 G-2FSH	14.9 x 10.9 x 5.1	SOLID	128
PC 1919 18 T-2FSH	7.4 x 7.4 x 7.1	SOLID	124	PC 3828 13 T	14.9 x 10.9 x 5.1	SOLID	128
PC 200/100 HG	10 x 7.1 x 3.9	MNX	40	PC 3828 13 T-2FSH	14.9 x 10.9 x 5.1	SOLID	128
PC 200/100 HT	10 x 7.1 x 3.9	MNX	40	PC 3828 18 G	14.9 x 10.9 x 7.1	SOLID	128
PC 200/100 XHG	10 x 7.1 x 3.9	MNX	41	PC 3828 18 G-2FSH	14.9 x 10.9 x 7.1	SOLID	128
PC 200/100 XHT	10 x 7.1 x 3.9	MNX	41	PC 3828 18 T	14.9 x 10.9 x 7.1	SOLID	128

Enclosure index

Order symbol	Dimensions	Product family	Page	Order symbol	Dimensions	Product family	Page
PC 3828 18 T-2FSH	14.9 x 10.9 x 7.1	SOLID	128	PCM 150/100 XT	7.1 x 5.1 x 3.9	MNX	47
PC 5628 13 G	22 x 10.9 x 5.1	SOLID	129	PCM 150/125 G	7.1 x 5.1 x 4.9	MNX	46
PC 5628 13 G-3FSH	22 x 10.9 x 5.1	SOLID	129	PCM 150/125 T	7.1 x 5.1 x 4.9	MNX	46
PC 5628 13 T	22 x 10.9 x 5.1	SOLID	129	PCM 150/125 XG	7.1 x 5.1 x 4.9	MNX	47
PC 5628 13 T-3FSH	22 x 10.9 x 5.1	SOLID	129	PCM 150/125 XT	7.1 x 5.1 x 4.9	MNX	47
PC 5638 18 G	22 x 14.9 x 7.1	SOLID	130	PCM 150/150 G	7.1 x 5.1 x 5.9	MNX	46
PC 5638 18 G-3FSH	22 x 14.9 x 7.1	SOLID	130	PCM 150/150 T	7.1 x 5.1 x 5.9	MNX	46
PC 5638 18 T	22 x 14.9 x 7.1	SOLID	130	PCM 150/150 XG	7.1 x 5.1 x 5.9	MNX	47
PC 5638 18 T-3FSH	22 x 14.9 x 7.1	SOLID	130	PCM 150/150 XT	7.1 x 5.1 x 5.9	MNX	47
PC 95/35 LG	3.9 x 3.9 x 1.4	MNX	29	PCM 150/175 XG	7.1 x 5.1 x 6.9	MNX	47
PC 95/35 LT	3.9 x 3.9 x 1.4	MNX	29	PCM 150/175 XT	7.1 x 5.1 x 6.9	MNX	47
PC 95/50 LG	3.9 x 3.9 x 2	MNX	29	PCM 150/60 G	7.1 x 5.1 x 2.4	MNX	46
PC 95/50 LT	3.9 x 3.9 x 2	MNX	29	PCM 150/60 T	7.1 x 5.1 x 2.4	MNX	46
PC 95/60 HG	3.9 x 3.9 x 2.4	MNX	30	PCM 150/75 G	7.1 x 5.1 x 3	MNX	46
PC 95/60 HT	3.9 x 3.9 x 2.4	MNX	30	PCM 150/75 T	7.1 x 5.1 x 3	MNX	46
PC 95/75 HG	3.9 x 3.9 x 3	MNX	30	PCM 150/85 XG	7.1 x 5.1 x 3.3	MNX	47
PC 95/75 HT	3.9 x 3.9 x 3	MNX	30	PCM 150/85 XT	7.1 x 5.1 x 3.3	MNX	47
PC B 65 G	4.3 x 3.1 x 2.6	PICCOLO	56	PCM 175/100 G	7.1 x 7.1 x 3.9	MNX	48
PC B 65 T	4.3 x 3.1 x 2.6	PICCOLO	56	PCM 175/100 T	7.1 x 7.1 x 3.9	MNX	48
PC B 85 G	4.3 x 3.1 x 3.3	PICCOLO	56	PCM 175/100 XG	7.1 x 7.1 x 3.9	MNX	49
PC B 85 T	4.3 x 3.1 x 3.3	PICCOLO	56	PCM 175/100 XT	7.1 x 7.1 x 3.9	MNX	49
PC C 65 G	5.5 x 3.1 x 2.6	PICCOLO	57	PCM 175/125 G	7.1 x 7.1 x 4.9	MNX	48
PC C 65 T	5.5 x 3.1 x 2.6	PICCOLO	57	PCM 175/125 T	7.1 x 7.1 x 4.9	MNX	48
PC C 85 G	5.5 x 3.1 x 3.3	PICCOLO	57	PCM 175/125 XG	7.1 x 7.1 x 4.9	MNX	49
PC C 85 T	5.5 x 3.1 x 3.3	PICCOLO	57	PCM 175/125 XT	7.1 x 7.1 x 4.9	MNX	49
PC D 65 G	6.7 x 3.1 x 2.6	PICCOLO	58	PCM 175/150 G	7.1 x 7.1 x 5.9	MNX	48
PC D 65 T	6.7 x 3.1 x 2.6	PICCOLO	58	PCM 175/150 T	7.1 x 7.1 x 5.9	MNX	48
PC D 85 G	6.7 x 3.1 x 3.3	PICCOLO	58	PCM 175/150 XG	7.1 x 7.1 x 5.9	MNX	49
PC D 85 T	6.7 x 3.1 x 3.3	PICCOLO	58	PCM 175/150 XT	7.1 x 7.1 x 5.9	MNX	49
PC F 65 G	9.1 x 3.1 x 2.6	PICCOLO	59	PCM 175/175 XG	7.1 x 7.1 x 6.9	MNX	49
PC F 65 T	9.1 x 3.1 x 2.6	PICCOLO	59	PCM 175/175 XT	7.1 x 7.1 x 6.9	MNX	49
PC F 85 G	9.1 x 3.1 x 3.3	PICCOLO	59	PCM 175/60 G	7.1 x 7.1 x 2.4	MNX	48
PC F 85 T	9.1 x 3.1 x 3.3	PICCOLO	59	PCM 175/60 T	7.1 x 7.1 x 2.4	MNX	48
PC H 95 G	6.7 x 5.5 x 3.7	PICCOLO	60	PCM 175/75 G	7.1 x 7.1 x 3	MNX	48
PC H 95 T	6.7 x 5.5 x 3.7	PICCOLO	60	PCM 175/75 T	7.1 x 7.1 x 3	MNX	48
PC M 95 G	9.1 x 5.5 x 3.7	PICCOLO	61	PCM 175/85 XG	7.1 x 7.1 x 3.3	MNX	49
PC M 95 T	9.1 x 5.5 x 3.7	PICCOLO	61	PCM 175/85 XT	7.1 x 7.1 x 3.3	MNX	49
PC MH 125 G	9.1 x 5.5 x 4.9	PICCOLO	61	PCM 200/100 G	10 x 7.1 x 3.9	MNX	50
PC MH 125 T	9.1 x 5.5 x 4.9	PICCOLO	61	PCM 200/100 T	10 x 7.1 x 3.9	MNX	50
PCM 100/100 G	5.1 x 3.1 x 3.9	MNX	44	PCM 200/100 XG	10 x 7.1 x 3.9	MNX	51
PCM 100/100 T	5.1 x 3.1 x 3.9	MNX	44	PCM 200/100 XT	10 x 7.1 x 3.9	MNX	51
PCM 100/125 G	5.1 x 3.1 x 4.9	MNX	44	PCM 200/125 XG	10 x 7.1 x 4.9	MNX	51
PCM 100/125 T	5.1 x 3.1 x 4.9	MNX	44	PCM 200/125 XT	10 x 7.1 x 4.9	MNX	51
PCM 100/60 G	5.1 x 3.1 x 2.4	MNX	44	PCM 200/150 G	10 x 7.1 x 5.9	MNX	50
PCM 100/60 T	5.1 x 3.1 x 2.4	MNX	44	PCM 200/150 T	10 x 7.1 x 5.9	MNX	50
PCM 100/75 G	5.1 x 3.1 x 3	MNX	44	PCM 200/175 XG	10 x 7.1 x 6.9	MNX	51
PCM 100/75 T	5.1 x 3.1 x 3	MNX	44	PCM 200/175 XT	10 x 7.1 x 6.9	MNX	51
PCM 125/100 G	5.1 x 5.1 x 3.9	MNX	45	PCM 200/63 G	10 x 7.1 x 2.5	MNX	50
PCM 125/100 T	5.1 x 5.1 x 3.9	MNX	45	PCM 200/63 T	10 x 7.1 x 2.5	MNX	50
PCM 125/125 G	5.1 x 5.1 x 4.9	MNX	45	PCM 200/75 G	10 x 7.1 x 3	MNX	50
PCM 125/125 T	5.1 x 5.1 x 4.9	MNX	45	PCM 200/75 T	10 x 7.1 x 3	MNX	50
PCM 125/60 G	5.1 x 5.1 x 2.4	MNX	45	PCM 200/88 XG	10 x 7.1 x 3.5	MNX	51
PCM 125/60 T	5.1 x 5.1 x 2.4	MNX	45	PCM 200/88 XT	10 x 7.1 x 3.5	MNX	51
PCM 125/75 G	5.1 x 5.1 x 3	MNX	45	PCM 300/150 ZG	14.2 x 10 x 6	MNX	52
PCM 125/75 T	5.1 x 5.1 x 3	MNX	45	PCM 300/150 ZT	14.2 x 10 x 6	MNX	52
PCM 150/100 G	7.1 x 5.1 x 3.9	MNX	46	PCM 95/60 G	3.9 x 3.9 x 2.4	MNX	43
PCM 150/100 T	7.1 x 5.1 x 3.9	MNX	46	PCM 95/60 T	3.9 x 3.9 x 2.4	MNX	43
PCM 150/100 XG	7.1 x 5.1 x 3.9	MNX	47	PCM 95/75 G	3.9 x 3.9 x 3	MNX	43

Enclosure index

Order symbol	Dimensions	Product family	Page	Order symbol	Dimensions	Product family	Page
PCM 95/75 T	3.9 x 3.9 x 3	MNX	43	UL ALN 234018	15.8 x 9.1 x 7.1	ALU	116
PCT 050705	2.6 x 2 x 1.8	EURONORD	65	UL ALN 314018	15.9 x 12.2 x 7.1	ALU	118
PCT 071004	3.9 x 2.6 x 1.6	EURONORD	66	UL ALN 316011	23.6 x 12.2 x 4.3	ALU	119
PCT 080806	3.2 x 3.1 x 2.2	EURONORD	67	UL ALN 316018	23.6 x 12.2 x 7.1	ALU	119
PCT 080807	3.2 x 3.1 x 2.6	EURONORD	67	UL CAB PC 203018 G	11.8 x 7.9 x 7.1	CAB	148
PCT 080809	3.2 x 3.1 x 3.3	EURONORD	67	UL CAB PC 203018 T	11.8 x 7.9 x 7.1	CAB	148
PCT 080810	3.2 x 3.1 x 3.7	EURONORD	67	UL CAB PC 302018 G	11.8 x 7.9 x 7.1	CAB	148
PCT 081206	4.7 x 3.1 x 2.2	EURONORD	68	UL CAB PC 302018 G3B	11.8 x 7.9 x 7.1	CAB	148
PCT 081206H	4.7 x 3.1 x 2.4	EURONORD	68	UL CAB PC 302018 T	11.8 x 7.9 x 7.1	CAB	148
PCT 081209	4.7 x 3.1 x 3.3	EURONORD	68	UL CAB PC 302018 T3B	11.8 x 7.9 x 7.1	CAB	148
PCT 081209H	4.7 x 3.1 x 3.5	EURONORD	68	UL CAB PC 303018 G	11.8 x 11.8 x 7.1	CAB	149
PCT 081606	6.3 x 3.1 x 2.2	EURONORD	69	UL CAB PC 303018 G3B	11.8 x 11.8 x 7.1	CAB	149
PCT 081607	6.3 x 3.1 x 2.6	EURONORD	69	UL CAB PC 303018 T	11.8 x 11.8 x 7.1	CAB	149
PCT 081609	6.3 x 3.1 x 3.3	EURONORD	69	UL CAB PC 303018 T3B	11.8 x 11.8 x 7.1	CAB	149
PCT 081610	6.3 x 3.1 x 3.7	EURONORD	69	UL CAB PC 304018 G	15.7 x 11.8 x 7.1	CAB	150
PCT 121207	4.8 x 4.7 x 2.6	EURONORD	70	UL CAB PC 304018 T	15.7 x 11.8 x 7.1	CAB	150
PCT 121208	4.8 x 4.7 x 3	EURONORD	70	UL CAB PC 403018 G	15.7 x 11.8 x 7.1	CAB	150
PCT 121210	4.8 x 4.7 x 3.7	EURONORD	70	UL CAB PC 403018 G3B	15.7 x 11.8 x 7.1	CAB	150
PCT 121211	4.8 x 4.7 x 4.1	EURONORD	70	UL CAB PC 403018 T	15.7 x 11.8 x 7.1	CAB	150
PCT 121609	6.3 x 4.7 x 3.5	EURONORD	71	UL CAB PC 403018 T3B	15.7 x 11.8 x 7.1	CAB	150
PCT 121614	6.3 x 4.7 x 5.5	EURONORD	71	UL CAB PC 405020 G	19.7 x 15.7 x 7.9	CAB	151
PCT 122008	7.9 x 4.7 x 3	EURONORD	72	UL CAB PC 405020 T	19.7 x 15.7 x 7.9	CAB	151
PCT 122009	7.9 x 4.7 x 3.5	EURONORD	72	UL CAB PC 504020 G	19.7 x 15.7 x 7.9	CAB	151
PCT 122410	9.6 x 4.9 x 4	EURONORD	73	UL CAB PC 504020 G3B	19.7 x 15.7 x 7.9	CAB	151
PCT 152008	7.9 x 5.9 x 3.1	EURONORD	74	UL CAB PC 504020 T	19.7 x 15.7 x 7.9	CAB	151
PCT 153410	13.4 x 5.9 x 4	EURONORD	75	UL CAB PC 504020 T3B	19.7 x 15.7 x 7.9	CAB	151
PCT 153412	13.4 x 5.9 x 4.8	EURONORD	75	UL CAB PC 604022 G	23.6 x 15.7 x 8.7	CAB	152
PCT 162409	9.6 x 6.5 x 3.5	EURONORD	76	UL CAB PC 604022 G3B	23.6 x 15.7 x 8.7	CAB	152
PCT 162412	9.6 x 6.5 x 4.7	EURONORD	76	UL CAB PC 604022 T	23.6 x 15.7 x 8.7	CAB	152
PCT 162509	9.8 x 6.3 x 3.5	EURONORD	77	UL CAB PC 604022 T3B	23.6 x 15.7 x 8.7	CAB	152
PCT 162513	9.8 x 6.3 x 4.9	EURONORD	77	UL EKHA 130 G	7.5 x 7.5 x 5.1	EK	135
PCT 162515	9.8 x 6.3 x 5.9	EURONORD	77	UL EKHA 130 T	7.5 x 7.5 x 5.1	EK	135
PCT 163610	14.2 x 6.3 x 4	EURONORD	78	UL EKHA 180 G	7.5 x 7.5 x 7.1	EK	135
PCT 203615	14.2 x 7.9 x 5.9	EURONORD	79	UL EKHA 180 T	7.5 x 7.5 x 7.1	EK	135
PCT 233009	11.8 x 9.1 x 3.4	EURONORD	80	UL EKHS 130 G	7.5 x 7.5 x 5.1	EK	135
PCT 233011	11.8 x 9.1 x 4.3	EURONORD	80	UL EKHS 130 T	7.5 x 7.5 x 5.1	EK	135
UL AL 050503	2 x 1.8 x 1.3	ALU	98	UL EKHS 180 G	7.5 x 7.5 x 7.1	EK	135
UL AL 061505	6 x 2.6 x 1.8	ALU	101	UL EKHS 180 T	7.5 x 7.5 x 7.1	EK	135
UL AL 082506	9.9 x 3.2 x 2.2	ALU	105	UL EKJB 130 G	11 x 7.5 x 5.1	EK	136
UL AL 123608	14.3 x 4.9 x 3.2	ALU	108	UL EKJB 130 T	11 x 7.5 x 5.1	EK	136
UL AL 165609	22 x 6.3 x 3.5	ALU	112	UL EKJB 180 G	11 x 7.5 x 7.1	EK	136
UL AL 232018	9.1 x 7.9 x 7.1	ALU	113	UL EKJB 180 T	11 x 7.5 x 7.1	EK	136
UL AL 234011	15.8 x 9.1 x 4.3	ALU	116	UL EKMB 130 G	15 x 7.5 x 5.1	EK	137
UL AL 236011	23.6 x 9.1 x 4.3	ALU	117	UL EKMB 130 T	15 x 7.5 x 5.1	EK	137
UL AL 314011	15.9 x 12.2 x 4.3	ALU	118	UL EKMB 180 G	15 x 7.5 x 7.1	EK	137
UL ALN 060605	2.6 x 2.4 x 1.8	ALU	99	UL EKMB 180 T	15 x 7.5 x 7.1	EK	137
UL ALN 061005	3.9 x 2.6 x 1.8	ALU	100	UL EKMR 130 G	15 x 7.5 x 7.1	EK	137
UL ALN 080806	3.2 x 3 x 2.2	ALU	102	UL EKMR 130 T	15 x 7.5 x 5.1	EK	137
UL ALN 081306	5 x 3.2 x 2.2	ALU	103	UL EKMR 180 G	15 x 7.5 x 7.1	EK	137
UL ALN 081806	7 x 3.2 x 2.2	ALU	104	UL EKMR 180 T	15 x 7.5 x 7.1	EK	137
UL ALN 121208	4.9 x 4.9 x 3.2	ALU	106	UL EKOE 130 G	11 x 11 x 5.1	EK	138
UL ALN 122208	8.7 x 4.9 x 3.2	ALU	107	UL EKOE 130 T	11 x 11 x 5.1	EK	138
UL ALN 161609	6.4 x 6.4 x 3.6	ALU	109	UL EKOE 180 G	11 x 11 x 7.1	EK	138
UL ALN 162609	10.4 x 6.4 x 3.6	ALU	110	UL EKOE 180 T	11 x 11 x 7.1	EK	138
UL ALN 163609	14.2 x 6.3 x 3.5	ALU	111	UL EKPE 130 G	15 x 11 x 5.1	EK	139
UL ALN 232011	9.1 x 7.9 x 4.3	ALU	113	UL EKPE 130 T	15 x 11 x 5.1	EK	139
UL ALN 232811	11 x 9.1 x 4.3	ALU	114	UL EKPE 180 G	15 x 11 x 7.1	EK	139
UL ALN 233311	13 x 9.1 x 4.3	ALU	115	UL EKPE 180 T	15 x 11 x 7.1	EK	139
UL ALN 233318	13 x 9.1 x 7.1	ALU	115	UL EKPG 130 G	15 x 11 x 5.1	EK	139

Enclosure index

Order symbol	Dimensions	Product family	Page	Order symbol	Dimensions	Product family	Page
UL EKPG 130 T	15 x 11 x 5.1	EK	139	UL PC 122410	9.6 x 4.9 x 4	EURONORD	73
UL EKPG 180 G	15 x 11 x 7.1	EK	139	UL PC 125/100 HG	5.1 x 5.1 x 3.9	MNX	34
UL EKPG 180 T	15 x 11 x 7.1	EK	139	UL PC 125/100 HT	5.1 x 5.1 x 3.9	MNX	34
UL EKPK 180 G	15 x 11 x 7.1	EK	140	UL PC 125/100 LG	5.1 x 5.1 x 3.9	MNX	33
UL EKPK 180 T	15 x 11 x 7.1	EK	140	UL PC 125/100 LT	5.1 x 5.1 x 3.9	MNX	33
UL EKPK 230 G	15 x 11 x 9.1	EK	140	UL PC 125/125 HG	5.1 x 5.1 x 4.9	MNX	34
UL EKPK 230 T	15 x 11 x 9.1	EK	140	UL PC 125/125 HT	5.1 x 5.1 x 4.9	MNX	34
UL EKPL 180 G	15 x 11 x 7.1	EK	140	UL PC 125/35 LG	5.1 x 5.1 x 1.4	MNX	33
UL EKPL 180 T	15 x 11 x 7.1	EK	140	UL PC 125/35 LT	5.1 x 5.1 x 1.4	MNX	33
UL EKPL 230 G	15 x 11 x 9.1	EK	140	UL PC 125/50 LG	5.1 x 5.1 x 2	MNX	33
UL EKPL 230 T	15 x 11 x 9.1	EK	140	UL PC 125/50 LT	5.1 x 5.1 x 2	MNX	33
UL EKTH 130 G	22 x 11 x 5.1	EK	141	UL PC 125/60 HG	5.1 x 5.1 x 2.4	MNX	34
UL EKTH 130 T	22 x 11 x 5.1	EK	141	UL PC 125/60 HT	5.1 x 5.1 x 2.4	MNX	34
UL EKUH 180 G	22 x 15 x 7.1	EK	142	UL PC 125/75 HG	5.1 x 5.1 x 3	MNX	34
UL EKUH 180 T	22 x 15 x 7.1	EK	142	UL PC 125/75 HT	5.1 x 5.1 x 3	MNX	34
UL EKUM 180 G	22 x 15 x 7.1	EK	142	UL PC 125/75 LG	5.1 x 5.1 x 3	MNX	33
UL EKUM 180 T	22 x 15 x 7.1	EK	142	UL PC 125/75 LT	5.1 x 5.1 x 3	MNX	33
UL EKUN 180 G	22 x 15 x 7.1	EK	142	UL PC 150/100 HG	7.1 x 5.1 x 3.9	MNX	36
UL EKUN 180 T	22 x 15 x 7.1	EK	142	UL PC 150/100 HT	7.1 x 5.1 x 3.9	MNX	36
UL EKWH 250 G	29.9 x 22 x 9.8	EK	143	UL PC 150/100 LG	7.1 x 5.1 x 3.9	MNX	35
UL PC 050504	2 x 2 x 1.6	EURONORD	64	UL PC 150/100 LT	7.1 x 5.1 x 3.9	MNX	35
UL PC 050705	2.6 x 2 x 1.8	EURONORD	65	UL PC 150/100 XHG	7.1 x 5.1 x 3.9	MNX	37
UL PC 071004	3.9 x 2.6 x 1.6	EURONORD	66	UL PC 150/100 XHT	7.1 x 5.1 x 3.9	MNX	37
UL PC 080806	3.2 x 3.1 x 2.2	EURONORD	67	UL PC 150/125 HG	7.1 x 5.1 x 4.9	MNX	36
UL PC 080807	3.2 x 3.1 x 2.6	EURONORD	67	UL PC 150/125 HT	7.1 x 5.1 x 4.9	MNX	36
UL PC 080809	3.2 x 3.1 x 3.3	EURONORD	67	UL PC 150/125 LG	7.1 x 5.1 x 4.9	MNX	35
UL PC 080810	3.2 x 3.1 x 3.7	EURONORD	67	UL PC 150/125 LT	7.1 x 5.1 x 4.9	MNX	35
UL PC 081206	4.7 x 3.1 x 2.2	EURONORD	68	UL PC 150/125 XHG	7.1 x 5.1 x 4.9	MNX	37
UL PC 081206H	4.7 x 3.1 x 2.4	EURONORD	68	UL PC 150/125 XHT	7.1 x 5.1 x 4.9	MNX	37
UL PC 081209	4.7 x 3.1 x 3.3	EURONORD	68	UL PC 150/150 HG	7.1 x 5.1 x 5.9	MNX	36
UL PC 081209H	4.7 x 3.1 x 3.5	EURONORD	68	UL PC 150/150 HT	7.1 x 5.1 x 5.9	MNX	36
UL PC 081606	6.3 x 3.1 x 2.2	EURONORD	69	UL PC 150/150 XHG	7.1 x 5.1 x 5.9	MNX	37
UL PC 081607	6.3 x 3.1 x 2.6	EURONORD	69	UL PC 150/150 XHT	7.1 x 5.1 x 5.9	MNX	37
UL PC 081609	6.3 x 3.1 x 3.3	EURONORD	69	UL PC 150/175 XHG	7.1 x 5.1 x 6.9	MNX	37
UL PC 081610	6.3 x 3.1 x 3.7	EURONORD	69	UL PC 150/175 XHT	7.1 x 5.1 x 6.9	MNX	37
UL PC 100/100 HG	5.1 x 3.1 x 3.9	MNX	32	UL PC 150/35 LG	7.1 x 5.1 x 1.4	MNX	35
UL PC 100/100 HT	5.1 x 3.1 x 3.9	MNX	32	UL PC 150/35 LT	7.1 x 5.1 x 1.4	MNX	35
UL PC 100/100 LG	5.1 x 3.1 x 3.9	MNX	31	UL PC 150/50 LG	7.1 x 5.1 x 2	MNX	35
UL PC 100/100 LT	5.1 x 3.1 x 3.9	MNX	31	UL PC 150/50 LT	7.1 x 5.1 x 2	MNX	35
UL PC 100/125 HG	5.1 x 3.1 x 4.9	MNX	32	UL PC 150/60 HF	7.1 x 5.1 x 2.4	MNX	36
UL PC 100/125 HT	5.1 x 3.1 x 4.9	MNX	32	UL PC 150/60 HG	7.1 x 5.1 x 2.4	MNX	36
UL PC 100/35 LG	5.1 x 3.1 x 1.4	MNX	31	UL PC 150/60 HT	7.1 x 5.1 x 2.4	MNX	36
UL PC 100/35 LT	5.1 x 3.1 x 1.4	MNX	31	UL PC 150/75 HG	7.1 x 5.1 x 3	MNX	36
UL PC 100/50 LG	5.1 x 3.1 x 2	MNX	31	UL PC 150/75 HT	7.1 x 5.1 x 3	MNX	36
UL PC 100/50 LT	5.1 x 3.1 x 2	MNX	31	UL PC 150/75 LG	7.1 x 5.1 x 3	MNX	35
UL PC 100/60 HG	5.1 x 3.1 x 2.4	MNX	32	UL PC 150/75 LT	7.1 x 5.1 x 3	MNX	35
UL PC 100/60 HT	5.1 x 3.1 x 2.4	MNX	32	UL PC 150/85 XHF	7.1 x 5.1 x 3.3	MNX	37
UL PC 100/75 HG	5.1 x 3.1 x 3	MNX	32	UL PC 150/85 XHG	7.1 x 5.1 x 3.3	MNX	37
UL PC 100/75 HT	5.1 x 3.1 x 3	MNX	32	UL PC 150/85 XHT	7.1 x 5.1 x 3.3	MNX	37
UL PC 100/75 LG	5.1 x 3.1 x 3	MNX	31	UL PC 152008	7.9 x 5.9 x 3.1	EURONORD	74
UL PC 100/75 LT	5.1 x 3.1 x 3	MNX	31	UL PC 153410	13.4 x 5.9 x 4	EURONORD	75
UL PC 121207	4.8 x 4.7 x 2.6	EURONORD	70	UL PC 153412	13.4 x 5.9 x 4.8	EURONORD	75
UL PC 121208	4.8 x 4.7 x 3	EURONORD	70	UL PC 162409	9.6 x 6.5 x 3.5	EURONORD	76
UL PC 121210	4.8 x 4.7 x 3.7	EURONORD	70	UL PC 162412	9.6 x 6.5 x 4.7	EURONORD	76
UL PC 121211	4.8 x 4.7 x 4.1	EURONORD	70	UL PC 162509	9.8 x 6.3 x 3.5	EURONORD	77
UL PC 121609	6.3 x 4.7 x 3.5	EURONORD	71	UL PC 162513	9.8 x 6.3 x 4.9	EURONORD	77
UL PC 121614	6.3 x 4.7 x 5.5	EURONORD	71	UL PC 162515	9.8 x 6.3 x 5.9	EURONORD	77
UL PC 122008	7.9 x 4.7 x 3	EURONORD	72	UL PC 163610	14.2 x 6.3 x 4	EURONORD	78
UL PC 122009	7.9 x 4.7 x 3.5	EURONORD	72	UL PC 175/100 HG	7.1 x 7.1 x 3.9	MNX	38

Enclosure index

Order symbol	Dimensions	Product family	Page	Order symbol	Dimensions	Product family	Page
UL PC 175/100 HT	7.1 x 7.1 x 3.9	MNX	38	UL PC 2828 18 G	10.9 x 10.9 x 7.1	SOLID	127
UL PC 175/100 XHG	7.1 x 7.1 x 3.9	MNX	39	UL PC 2828 18 G-2FSH	10.9 x 10.9 x 7.1	SOLID	127
UL PC 175/100 XHT	7.1 x 7.1 x 3.9	MNX	39	UL PC 2828 18 T	10.9 x 10.9 x 7.1	SOLID	127
UL PC 175/125 HG	7.1 x 7.1 x 4.9	MNX	38	UL PC 2828 18 T-2FSH	10.9 x 10.9 x 7.1	SOLID	127
UL PC 175/125 HT	7.1 x 7.1 x 4.9	MNX	38	UL PC 3819 13 G	14.9 x 7.4 x 5.1	SOLID	126
UL PC 175/125 XHG	7.1 x 7.1 x 4.9	MNX	39	UL PC 3819 13 G-2FSH	14.9 x 7.4 x 5.1	SOLID	126
UL PC 175/125 XHT	7.1 x 7.1 x 4.9	MNX	39	UL PC 3819 13 T	14.9 x 7.4 x 5.1	SOLID	126
UL PC 175/150 HG	7.1 x 7.1 x 5.9	MNX	38	UL PC 3819 13 T-2FSH	14.9 x 7.4 x 5.1	SOLID	126
UL PC 175/150 HT	7.1 x 7.1 x 5.9	MNX	38	UL PC 3819 18 G	14.9 x 7.4 x 7.1	SOLID	126
UL PC 175/150 XHG	7.1 x 7.1 x 5.9	MNX	39	UL PC 3819 18 G-2FSH	14.9 x 7.4 x 7.1	SOLID	126
UL PC 175/150 XHT	7.1 x 7.1 x 5.9	MNX	39	UL PC 3819 18 T	14.9 x 7.4 x 7.1	SOLID	126
UL PC 175/175 XHG	7.1 x 7.1 x 6.9	MNX	39	UL PC 3819 18 T-2FSH	14.9 x 7.4 x 7.1	SOLID	126
UL PC 175/175 XHT	7.1 x 7.1 x 6.9	MNX	39	UL PC 3828 13 G	14.9 x 10.9 x 5.1	SOLID	128
UL PC 175/60 HG	7.1 x 7.1 x 2.4	MNX	38	UL PC 3828 13 G-2FSH	14.9 x 10.9 x 5.1	SOLID	128
UL PC 175/60 HT	7.1 x 7.1 x 2.4	MNX	38	UL PC 3828 13 T	14.9 x 10.9 x 5.1	SOLID	128
UL PC 175/75 HG	7.1 x 7.1 x 3	MNX	38	UL PC 3828 13 T-2FSH	14.9 x 10.9 x 5.1	SOLID	128
UL PC 175/75 HT	7.1 x 7.1 x 3	MNX	38	UL PC 3828 18 G	14.9 x 10.9 x 7.1	SOLID	128
UL PC 175/85 XHG	7.1 x 7.1 x 3.3	MNX	39	UL PC 3828 18 G-2FSH	14.9 x 10.9 x 7.1	SOLID	128
UL PC 175/85 XHT	7.1 x 7.1 x 3.3	MNX	39	UL PC 3828 18 T	14.9 x 10.9 x 7.1	SOLID	128
UL PC 1919 13 G	7.4 x 7.4 x 5.1	SOLID	124	UL PC 3828 18 T-2FSH	14.9 x 10.9 x 7.1	SOLID	128
UL PC 1919 13 G-2FSH	7.4 x 7.4 x 5.1	SOLID	124	UL PC 5628 13 G	22 x 10.9 x 5.1	SOLID	129
UL PC 1919 13 T	7.4 x 7.4 x 5.1	SOLID	124	UL PC 5628 13 G-3FSH	22 x 10.9 x 5.1	SOLID	129
UL PC 1919 13 T-2FSH	7.4 x 7.4 x 5.1	SOLID	124	UL PC 5628 13 T	22 x 10.9 x 5.1	SOLID	129
UL PC 1919 18 G	7.4 x 7.4 x 7.1	SOLID	124	UL PC 5628 13 T-3FSH	22 x 10.9 x 5.1	SOLID	129
UL PC 1919 18 G-2FSH	7.4 x 7.4 x 7.1	SOLID	124	UL PC 5638 18 G	22 x 14.9 x 7.1	SOLID	130
UL PC 1919 18 T	7.4 x 7.4 x 7.1	SOLID	124	UL PC 5638 18 G-3FSH	22 x 14.9 x 7.1	SOLID	130
UL PC 1919 18 T-2FSH	7.4 x 7.4 x 7.1	SOLID	124	UL PC 5638 18 T	22 x 14.9 x 7.1	SOLID	130
UL PC 200/100 HG	10 x 7.1 x 3.9	MNX	40	UL PC 5638 18 T-3FSH	22 x 14.9 x 7.1	SOLID	130
UL PC 200/100 HT	10 x 7.1 x 3.9	MNX	40	UL PC 95/35 LG	3.9 x 3.9 x 1.4	MNX	29
UL PC 200/100 XHG	10 x 7.1 x 3.9	MNX	41	UL PC 95/35 LT	3.9 x 3.9 x 1.4	MNX	29
UL PC 200/100 XHT	10 x 7.1 x 3.9	MNX	41	UL PC 95/50 LG	3.9 x 3.9 x 2	MNX	29
UL PC 200/125 XHG	10 x 7.1 x 4.9	MNX	41	UL PC 95/50 LT	3.9 x 3.9 x 2	MNX	29
UL PC 200/125 XHT	10 x 7.1 x 4.9	MNX	41	UL PC 95/60 HG	3.9 x 3.9 x 2.4	MNX	30
UL PC 200/150 HG	10 x 7.1 x 5.9	MNX	40	UL PC 95/60 HT	3.9 x 3.9 x 2.4	MNX	30
UL PC 200/150 HT	10 x 7.1 x 5.9	MNX	40	UL PC 95/75 HG	3.9 x 3.9 x 3	MNX	30
UL PC 200/175 XHG	10 x 7.1 x 6.9	MNX	41	UL PC 95/75 HT	3.9 x 3.9 x 3	MNX	30
UL PC 200/175 XHT	10 x 7.1 x 6.9	MNX	41	UL PC B 65 G	4.3 x 3.1 x 2.6	PICCOLO	56
UL PC 200/63 HG	10 x 7.1 x 2.5	MNX	40	UL PC B 65 T	4.3 x 3.1 x 2.6	PICCOLO	56
UL PC 200/63 HT	10 x 7.1 x 2.5	MNX	40	UL PC B 85 G	4.3 x 3.1 x 3.3	PICCOLO	56
UL PC 200/75 HG	10 x 7.1 x 3	MNX	40	UL PC B 85 T	4.3 x 3.1 x 3.3	PICCOLO	56
UL PC 200/75 HT	10 x 7.1 x 3	MNX	40	UL PC C 65 G	5.5 x 3.1 x 2.6	PICCOLO	57
UL PC 200/88 XHG	10 x 7.1 x 3.5	MNX	41	UL PC C 65 T	5.5 x 3.1 x 2.6	PICCOLO	57
UL PC 200/88 XHT	10 x 7.1 x 3.5	MNX	41	UL PC C 85 G	5.5 x 3.1 x 3.3	PICCOLO	57
UL PC 203615	14.2 x 7.9 x 5.9	EURONORD	79	UL PC C 85 T	5.5 x 3.1 x 3.3	PICCOLO	57
UL PC 233009	11.8 x 9.1 x 3.4	EURONORD	80	UL PC D 65 G	6.7 x 3.1 x 2.6	PICCOLO	58
UL PC 233011	11.8 x 9.1 x 4.3	EURONORD	80	UL PC D 65 T	6.7 x 3.1 x 2.6	PICCOLO	58
UL PC 2819 13 G	10.9 x 7.4 x 5.1	SOLID	125	UL PC D 85 G	6.7 x 3.1 x 3.3	PICCOLO	58
UL PC 2819 13 G-2FSH	10.9 x 7.4 x 5.1	SOLID	125	UL PC D 85 T	6.7 x 3.1 x 3.3	PICCOLO	58
UL PC 2819 13 T	10.9 x 7.4 x 5.1	SOLID	125	UL PC F 65 G	9.1 x 3.1 x 2.6	PICCOLO	59
UL PC 2819 13 T-2FSH	10.9 x 7.4 x 5.1	SOLID	125	UL PC F 65 T	9.1 x 3.1 x 2.6	PICCOLO	59
UL PC 2819 18 G	10.9 x 7.4 x 7.1	SOLID	125	UL PC F 85 G	9.1 x 3.1 x 3.3	PICCOLO	59
UL PC 2819 18 G-2FSH	10.9 x 7.4 x 7.1	SOLID	125	UL PC F 85 T	9.1 x 3.1 x 3.3	PICCOLO	59
UL PC 2819 18 T	10.9 x 7.4 x 7.1	SOLID	125	UL PC H 95 G	6.7 x 5.5 x 3.7	PICCOLO	60
UL PC 2819 18 T-2FSH	10.9 x 7.4 x 7.1	SOLID	125	UL PC H 95 T	6.7 x 5.5 x 3.7	PICCOLO	60
UL PC 2828 13 G	10.9 x 10.9 x 5.1	SOLID	127	UL PC M 95 G	9.1 x 5.5 x 3.7	PICCOLO	61
UL PC 2828 13 G-2FSH	10.9 x 10.9 x 5.1	SOLID	127	UL PC M 95 T	9.1 x 5.5 x 3.7	PICCOLO	61
UL PC 2828 13 T	10.9 x 10.9 x 5.1	SOLID	127	UL PC MH 125 G	9.1 x 5.5 x 4.9	PICCOLO	61
UL PC 2828 13 T-2FSH	10.9 x 10.9 x 5.1	SOLID	127	UL PC MH 125 T	9.1 x 5.5 x 4.9	PICCOLO	61

Enclosure index

Order symbol	Dimensions	Product family	Page	Order symbol	Dimensions	Product family	Page
UL PCM 100/100 G	5.1 x 3.1 x 3.9	MNX	44	UL PCM 200/100 XG	10 x 7.1 x 3.9	MNX	51
UL PCM 100/100 T	5.1 x 3.1 x 3.9	MNX	44	UL PCM 200/100 XT	10 x 7.1 x 3.9	MNX	51
UL PCM 100/125 G	5.1 x 3.1 x 4.9	MNX	44	UL PCM 200/125 XG	10 x 7.1 x 4.9	MNX	51
UL PCM 100/125 T	5.1 x 3.1 x 4.9	MNX	44	UL PCM 200/125 XT	10 x 7.1 x 4.9	MNX	51
UL PCM 100/60 G	5.1 x 3.1 x 2.4	MNX	44	UL PCM 200/150 G	10 x 7.1 x 5.9	MNX	50
UL PCM 100/60 T	5.1 x 3.1 x 2.4	MNX	44	UL PCM 200/150 T	10 x 7.1 x 5.9	MNX	50
UL PCM 100/75 G	5.1 x 3.1 x 3	MNX	44	UL PCM 200/175 XG	10 x 7.1 x 6.9	MNX	51
UL PCM 100/75 T	5.1 x 3.1 x 3	MNX	44	UL PCM 200/175 XT	10 x 7.1 x 6.9	MNX	51
UL PCM 125/100 G	5.1 x 5.1 x 3.9	MNX	45	UL PCM 200/63 G	10 x 7.1 x 2.5	MNX	50
UL PCM 125/100 T	5.1 x 5.1 x 3.9	MNX	45	UL PCM 200/63 T	10 x 7.1 x 2.5	MNX	50
UL PCM 125/125 G	5.1 x 5.1 x 4.9	MNX	45	UL PCM 200/75 G	10 x 7.1 x 3	MNX	50
UL PCM 125/125 T	5.1 x 5.1 x 4.9	MNX	45	UL PCM 200/75 T	10 x 7.1 x 3	MNX	50
UL PCM 125/60 G	5.1 x 5.1 x 2.4	MNX	45	UL PCM 200/88 XG	10 x 7.1 x 3.5	MNX	51
UL PCM 125/60 T	5.1 x 5.1 x 2.4	MNX	45	UL PCM 200/88 XT	10 x 7.1 x 3.5	MNX	51
UL PCM 125/75 G	5.1 x 5.1 x 3	MNX	45	UL PCM 95/60 G	3.9 x 3.9 x 2.4	MNX	43
UL PCM 125/75 T	5.1 x 5.1 x 3	MNX	45	UL PCM 95/60 T	3.9 x 3.9 x 2.4	MNX	43
UL PCM 150/100 G	7.1 x 5.1 x 3.9	MNX	46	UL PCM 95/75 G	3.9 x 3.9 x 3	MNX	43
UL PCM 150/100 T	7.1 x 5.1 x 3.9	MNX	46	UL PCM 95/75 T	3.9 x 3.9 x 3	MNX	43
UL PCM 150/100 XG	7.1 x 5.1 x 3.9	MNX	47	UL PCT 050705	2.6 x 2 x 1.8	EURONORD	65
UL PCM 150/100 XT	7.1 x 5.1 x 3.9	MNX	47	UL PCT 071004	3.9 x 2.6 x 1.6	EURONORD	66
UL PCM 150/125 G	7.1 x 5.1 x 4.9	MNX	46	UL PCT 080806	3.2 x 3.1 x 2.2	EURONORD	67
UL PCM 150/125 T	7.1 x 5.1 x 4.9	MNX	46	UL PCT 080807	3.2 x 3.1 x 2.6	EURONORD	67
UL PCM 150/125 XG	7.1 x 5.1 x 4.9	MNX	47	UL PCT 080809	3.2 x 3.1 x 3.3	EURONORD	67
UL PCM 150/125 XT	7.1 x 5.1 x 4.9	MNX	47	UL PCT 080810	3.2 x 3.1 x 3.7	EURONORD	67
UL PCM 150/150 G	7.1 x 5.1 x 5.9	MNX	46	UL PCT 081206	4.7 x 3.1 x 2.2	EURONORD	68
UL PCM 150/150 T	7.1 x 5.1 x 5.9	MNX	46	UL PCT 081206H	4.7 x 3.1 x 2.4	EURONORD	68
UL PCM 150/150 XG	7.1 x 5.1 x 5.9	MNX	47	UL PCT 081209	4.7 x 3.1 x 3.3	EURONORD	68
UL PCM 150/150 XT	7.1 x 5.1 x 5.9	MNX	47	UL PCT 081209H	4.7 x 3.1 x 3.5	EURONORD	68
UL PCM 150/175 XG	7.1 x 5.1 x 6.9	MNX	47	UL PCT 081606	6.3 x 3.1 x 2.2	EURONORD	69
UL PCM 150/175 XT	7.1 x 5.1 x 6.9	MNX	47	UL PCT 081607	6.3 x 3.1 x 2.6	EURONORD	69
UL PCM 150/60 G	7.1 x 5.1 x 2.4	MNX	46	UL PCT 081609	6.3 x 3.1 x 3.3	EURONORD	69
UL PCM 150/60 T	7.1 x 5.1 x 2.4	MNX	46	UL PCT 081610	6.3 x 3.1 x 3.7	EURONORD	69
UL PCM 150/75 G	7.1 x 5.1 x 3	MNX	46	UL PCT 121207	4.8 x 4.7 x 2.6	EURONORD	70
UL PCM 150/75 T	7.1 x 5.1 x 3	MNX	46	UL PCT 121208	4.8 x 4.7 x 3	EURONORD	70
UL PCM 150/85 XG	7.1 x 5.1 x 3.3	MNX	47	UL PCT 121210	4.8 x 4.7 x 3.7	EURONORD	70
UL PCM 150/85 XT	7.1 x 5.1 x 3.3	MNX	47	UL PCT 121211	4.8 x 4.7 x 4.1	EURONORD	70
UL PCM 175/100 G	7.1 x 7.1 x 3.9	MNX	48	UL PCT 121609	6.3 x 4.7 x 3.5	EURONORD	71
UL PCM 175/100 T	7.1 x 7.1 x 3.9	MNX	48	UL PCT 121614	6.3 x 4.7 x 5.5	EURONORD	71
UL PCM 175/100 XG	7.1 x 7.1 x 3.9	MNX	49	UL PCT 122008	7.9 x 4.7 x 3	EURONORD	72
UL PCM 175/100 XT	7.1 x 7.1 x 3.9	MNX	49	UL PCT 122009	7.9 x 4.7 x 3.5	EURONORD	72
UL PCM 175/125 G	7.1 x 7.1 x 4.9	MNX	48	UL PCT 122410	9.6 x 4.9 x 4	EURONORD	73
UL PCM 175/125 T	7.1 x 7.1 x 4.9	MNX	48	UL PCT 152008	7.9 x 5.9 x 3.1	EURONORD	74
UL PCM 175/125 XG	7.1 x 7.1 x 4.9	MNX	49	UL PCT 153410	13.4 x 5.9 x 4	EURONORD	75
UL PCM 175/125 XT	7.1 x 7.1 x 4.9	MNX	49	UL PCT 153412	13.4 x 5.9 x 4.8	EURONORD	75
UL PCM 175/150 G	7.1 x 7.1 x 5.9	MNX	48	UL PCT 162409	9.6 x 6.5 x 3.5	EURONORD	76
UL PCM 175/150 T	7.1 x 7.1 x 5.9	MNX	48	UL PCT 162412	9.6 x 6.5 x 4.7	EURONORD	76
UL PCM 175/150 XG	7.1 x 7.1 x 5.9	MNX	49	UL PCT 162509	9.8 x 6.3 x 3.5	EURONORD	77
UL PCM 175/150 XT	7.1 x 7.1 x 5.9	MNX	49	UL PCT 162513	9.8 x 6.3 x 4.9	EURONORD	77
UL PCM 175/175 XG	7.1 x 7.1 x 6.9	MNX	49	UL PCT 162515	9.8 x 6.3 x 5.9	EURONORD	77
UL PCM 175/175 XT	7.1 x 7.1 x 6.9	MNX	49	UL PCT 163610	14.2 x 6.3 x 4	EURONORD	78
UL PCM 175/60 G	7.1 x 7.1 x 2.4	MNX	48	UL PCT 203615	14.2 x 7.9 x 5.9	EURONORD	79
UL PCM 175/60 T	7.1 x 7.1 x 2.4	MNX	48	UL PCT 233009	11.8 x 9.1 x 3.4	EURONORD	80
UL PCM 175/75 G	7.1 x 7.1 x 3	MNX	48	UL PCT 233011	11.8 x 9.1 x 4.3	EURONORD	80
UL PCM 175/75 T	7.1 x 7.1 x 3	MNX	48				
UL PCM 175/85 XG	7.1 x 7.1 x 3.3	MNX	49				
UL PCM 175/85 XT	7.1 x 7.1 x 3.3	MNX	49				
UL PCM 200/100 G	10 x 7.1 x 3.9	MNX	50				
UL PCM 200/100 T	10 x 7.1 x 3.9	MNX	50				

FIBOX INC. TERMS AND CONDITIONS

1. SELLER'S TERMS AND CONDITIONS. The following terms and conditions cover all sales of products and rendering of services by FIBOX INC., a Maryland corporation ("Seller"). These terms and conditions will supersede all previous communications, agreements or contracts, written or verbal, and no understanding, agreement, term, condition or trade custom at variance herewith will be binding on Seller. No waiver, amendment or modification of the terms and conditions hereof will be effective unless in writing and signed by an officer of Seller. If these terms and conditions are attached to Seller's confirmation of purchase order, then these terms and conditions together with Seller's confirmation of purchase order shall constitute the entire Agreement between the parties and are hereinafter referred to collectively as the "Agreement."

No purchase order or other ordering document, terms and conditions, or other document supplied by the Customer will add to, vary, modify or amend these terms and conditions unless signed by an officer of Seller.

2. CREDIT AND TERMS OF PAYMENT. Unless otherwise specified, terms of payment are net cash, thirty (30) days after date of invoice. Any invoice not paid within thirty (30) days is subject to a late payment fee of one and one-half percent (1 1/2%) per month, or, if such rate exceeds that permitted by applicable law, then the highest lawful rate. Customer will also reimburse Seller for all collection costs on any delinquent accounts, including, without limitation, attorneys' fees and court costs. Any overdue payment must be paid before additional shipments are made, and Seller reserves the right to cancel any order or refuse to accept or fill any order then outstanding until payment of overdue amounts are paid. In the event that Seller, in its sole and absolute discretion, deems Customer's credit to be unsatisfactory, Seller shall have the right to (a) limit the amount of credit which Seller extends to Customer, and delay the delivery of products and/or rendering of services based upon such limitations; (b) require full or partial payment in advance, (c) deliver products to Customer C.O.D. or require payment to be secured by letters of credit, (d) require written guarantees or payment satisfactory to Seller, or (e) cancel or refuse to accept or fill any order from Customer then outstanding or thereafter placed.

3. TAXES. Unless specifically so designated, prices do not include sales, use, excise, value-added or similar taxes applicable to sales or services hereunder, or their use by Customer or Customer's own customers. Customer will be responsible for paying all such taxes, or, if Seller pays such taxes, invoices will be increased accordingly.

4. SHIPMENT. All shipments will be made by common carrier to customers F.O.B. point of shipment. Risk of loss or damage will pass to the Customer upon delivery by Seller to the carrier. Prices quoted are based on current freight rates, and prices are subject to adjustment in the event that a change in such rates affects Seller's cost of performance hereunder. Transportation costs are the responsibility of the Customer; freight charges will be prepaid and charged by Seller. Customer shall examine goods promptly upon receipt of delivery from the carrier. Customer shall advise the carrier of any damages or shortages prior to acceptance of goods and, except for any latent defects, shall advise Seller of any claims with respect to shortages, damages or discrepancies within ten (10) days after receipt thereof. Failure to so advise the carrier and the Seller shall relieve Seller from any claim by Customer for shortages or damages and shall constitute a waiver by Customer of all claims with respect to said goods.

5. RETURN POLICY. Seller has a general "no return policy," except for defective goods. No return or cancellation of orders already accepted will be permitted unless prior written author-

ization of Seller is obtained prior to shipment. Returns may be subject to a return charge, and Customer will be responsible for all transportation charges.

6. EXCUSABLE DELAYS. Seller's delivery dates are approximate and are based upon prompt receipt of all necessary information from Customer. The timing of delivery of products and services is contingent upon acts of God, floods, fires, storms, strikes, delays in transportation, governmental restrictions, prohibitions, and regulations, inability on account of a cause beyond the reasonable control of Seller to obtain necessary materials, components, services or facilities, or other interferences beyond Seller's reasonable control, to the extent that the same prevent or delay the performance of Seller's obligations contained hereunder. In the event of such a delay, the shipping date shall be extended for a period equal to the time lost by reason of such delay.

7. GRANT OF SECURITY INTEREST. All Products shall remain the property of Seller until invoice therefor has been paid in full. As security for payment of all prices, fees and other amounts due by Customer hereunder and performance of all of Customer's other obligations under this Agreement, Customer hereby grants to Seller and Seller hereby retains, a security interest under the applicable provisions of the Maryland Uniform Commercial Code in all property, both tangible and intangible, sold or supplied to Customer, including all proceeds (cash and non-cash, including insurance proceeds), products, substitutions, renewals and replacements thereof. Seller has the right to file this Agreement as a financing statement or continuation statement in the applicable public records, and Customer agrees to execute any documents required by Seller to evidence or perfect the foregoing security interest, including individual blanket financing statements, continuation statements, chattel mortgages, or similar instruments, with respect to the security interest created hereby. Seller is hereby appointed Customer's attorney-in-fact to do all acts and things which Seller may deem necessary or desirable to perfect and continue perfecting the security interest created hereby. Seller shall have all the rights of a secured creditor under the Uniform Commercial Code or any similar law that may be applicable.

8. FIBOX LIMITED WARRANTY. Seller warrants to Customer that all products and services provided hereunder will be in accordance with specifications and substantially free from defects in material and workmanship under normal use and service for a period of one year from date of shipment. This warranty will not, however, apply to any product to the extent the same is, after delivery: (a) repaired or altered outside of Seller's or manufacturer's factory; or (b) subject to misuse, neglect, accident or improper storage, installation, assembly, repair or handling; (c) put to other than normal use or service; or (d) used, maintained, installed, assembled, stored, handled or repaired under conditions which exceed the designed capabilities or in a manner which is not in compliance with Seller's recommendations or with applicable laws, regulations or codes. Seller makes no representation or warranty as to the suitability or compatibility of any product or service with Customer's own equipment, materials, components or products; and Seller will in no event have any responsibility for the design, performance, use, defect or malfunction of Customer's own equipment, materials, components or products. Seller's sole obligation, and Customer's sole remedy, under the foregoing warranty will be the repair or, at Seller's sole option the replacement, of any product which may be determined by Seller to be defective, provided that Customer shall notify Seller in writing of such defects within the one year warranty period set forth above; and, provided further that Customer will ship such products to Seller's office for repair or replacement, if necessary. THIS PARAGRAPH SETS FOR THE EXCLUSIVE REMEDIES FOR

CLAIMS BASED ON DEFECT IN OR FAILURE OF PRODUCTS OR SERVICES, WHETHER THE CLAIM IS IN CONTRACT, INDEMNITY, WARRANTY, TORT (INCLUDING SELLER'S NEGLIGENCE), STRICT LIABILITY OR OTHERWISE AND HOWEVER INSTITUTED. THE FOREGOING WARRANTIES ARE THE SOLE AND EXCLUSIVE WARRANTIES BY SELLER TO CUSTOMER, AND ARE MADE IN LIEU OF ALL OTHER WARRANTIES. THERE ARE NO OTHER WARRANTIES, EXPRESS OR IMPLIED, BY OPERATION OF LAW OR OTHERWISE, FOR ANY PRODUCT OR SERVICE SOLD OR FURNISHED HEREUNDER, AND SELLER DISCLAIMS ALL IMPLIED WARRANTIES OF MERCHANTABILITY AND FITNESS FOR A PARTICULAR PURPOSE. ANY CATALOGUE, SAMPLE OR MODEL IS FOR ILLUSTRATIVE PURPOSES ONLY AND SHALL NOT BE DEEMED TO CREATE AN EXPRESS WARRANTY, AND NO AFFIRMATION OR PROMISE OR DESCRIPTION, OR CATALOGUE, SAMPLE OR MODEL SHALL BE DEEMED PART OF THE BASIS OF THE BARGAIN.

9. LIMITATION OF DAMAGES. In no event, whether as a result of breach of contract, indemnity, warranty, tort (including Seller's negligence), strict liability or otherwise, shall Seller's liability to Customer for any loss or damage arising out of, or resulting from this Agreement, or from its performance or breach, or from the products or services furnished hereunder, exceed the price of the specific product or service which gives rise to the claim, and any such liability shall terminate upon the expiration of the warranty specified in Section 8 entitled "Warranties." Any such claim of liability must be timely commenced in a court of competent jurisdiction in accordance with the applicable statute of limitations, but in no event later than one year from the termination of the said warranty. **IN NO EVENT SHALL SELLER, ITS AFFILIATES, OFFICERS, AGENTS OR EMPLOYEES BE LIABLE FOR ANY INCIDENTAL, INDIRECT, SPECIAL OR CONSEQUENTIAL DAMAGES IN CONNECTION WITH OR ARISING FROM THIS AGREEMENT OR THE PRODUCTS OR SERVICES PROVIDED HEREUNDER, INCLUDING (WITHOUT LIMITATION) LOSS OF PROFITS OR REVENUES, INTERRUPTION OF BUSINESS, LOSS OF USE OF THE PRODUCTS OR ANY ASSOCIATED EQUIPMENT, MATERIALS, COMPONENTS OR PRODUCTS, DAMAGE TO ASSOCIATED EQUIPMENT, MATERIALS, COMPONENTS OR PRODUCTS, COST OF SUBSTITUTE PARTS, OR CLAIMS OF CUSTOMER'S CUSTOMERS FOR SUCH DAMAGES. CUSTOMER'S SOLE REMEDY FOR ANY LIABILITY OF SELLER OF ANY KIND IS LIMITED TO THE REPAIR OR REPLACEMENT OF DEFECTIVE PRODUCTS OR SERVICES AS PROVIDED IN THE IMMEDIATELY PRECEDING PARAGRAPH. CUSTOMER'S SOLE RECOURSE FOR DAMAGES IN CONNECTION WITH OR ARISING FROM THIS AGREEMENT OR THE PRODUCTS OR SERVICES PROVIDED HEREUNDER, WHETHER AS A RESULT OF BREACH OF CONTRACT, INDEMNITY, WARRANTY, TORT (INCLUDING SELLER'S NEGLIGENCE), STRICT LIABILITY OR OTHERWISE, SHALL BE AGAINST SELLER, AND CUSTOMER AGREES THAT NEITHER THE MANUFACTURER NOR SELLER'S AFFILIATES, OFFICERS, EMPLOYEES, STOCKHOLDERS OR AGENTS SHALL HAVE ANY LIABILITY THEREFOR.**

10. INTELLECTUAL PROPERTY.

10.1. All process information, drawings, specifications, instruction manuals, catalogs and other documents furnished by Seller to Customer for the products sold hereunder shall remain the property of Seller, or its affiliates, as the case may be, and are furnished subject to the condition that Customer use the same only for operation, maintenance and repair of the products and that Customer shall not at any time copy, duplicate, disclose or publish such information. Neither this Agreement nor the purchase or use of Seller's products by Customer will be construed to grant Customer any right, license, sublicense, title or interest in or to any of Seller's or its affiliates' patents, trade names, trademarks, trade secrets, copyrights and other propri-

etary rights and information or other intellectual, proprietary or industrial property pertaining to the Seller or its products or affiliates, all of which are acknowledged by Customer to be the sole and exclusive property of the Seller or its affiliates, as the case may be.

10.2. Seller will defend Customer against any claim that the products sold hereunder infringe any patent of the United States, provided that Seller is given prompt notice of such claim and is given information, reasonable assistance and sole authority to defend or settle the claim. In the defense or settlement of the claim, Seller shall, in its reasonable judgment and at its option and expense: (a) obtain for Customer the right to continue using said products; (b) modify said products to render them non-infringing; (c) replace said goods with non-infringing products; or (d) refund the purchase price and the transportation costs of said products. Seller will not be responsible for any compromise or settlement made without its written consent. Seller shall not have any liability to the extent the alleged infringement is based on (a) the use or application of the products in combination with other products, (b) any modification of the product by anyone other than Seller, or (c) use of the product other than in accordance with Seller's recommendations, and Customer shall indemnify Seller for any of the foregoing, including but not limited to actual attorneys' fees and costs. **THE REMEDIES SET FORTH IN THIS PARAGRAPH 10.2 SHALL BE CUSTOMER'S EXCLUSIVE REMEDY AGAINST SELLER WITH RESPECT TO PATENT INFRINGEMENT BY ANY PRODUCTS SOLD HEREUNDER.**

11. INDEMNIFICATION. Customer shall indemnify and hold Seller, its officers, directors, employees, agents, affiliates, successors and assigns harmless from and against all claims, liabilities, losses, damages, costs and expenses sustained by them (including court costs and attorneys' fees) arising out of or in any way connected with the breach of this Agreement by Customer or any of its affiliates, employees, officers or agents.

12. WAIVER OF TRIAL BY JURY. Seller and Customer hereby waive trial by jury in any action, proceeding or counterclaim brought by either of the parties hereto, against the other on, or in respect of, or any matter whatsoever arising out of or in any way connected with this Agreement, the relationship between Seller and Customer hereunder, and the Customer's use, purchase, and resale of any products purchased from Seller, and/or any claim of injury or damage.

13. MISCELLANEOUS. This Agreement shall be binding upon and shall inure to the benefit of the parties hereto and their respective heirs, legatees, personal representatives and other legal representatives, successors and assigns, except that Customer may not assign its rights or obligations hereunder without the prior written consent of Seller. No failure or delay of Seller to exercise any right or remedy pursuant to this Agreement shall affect such right or remedy or constitute a waiver by such party of any right or remedy thereto. Resort to one form of remedy shall not constitute a waiver of alternative remedies. If any provision hereof shall for any reason be held invalid or unenforceable by any court or other tribunal of competent jurisdiction, such invalidity or unenforceability shall not affect any other provision hereof, but this Agreement shall be construed as if such invalid or unenforceable provision had never been contained herein, provided that the court or other tribunal making such finding of invalidity or unenforceability shall modify the scope or extent of the offending provision to the maximum extent allowable under the law to make the same enforceable. This Agreement shall be governed by and construed and enforced in accordance with the laws of the State of Maryland. The parties hereby consent to the jurisdiction and venue of the federal and state courts of the State of Maryland with respect to any matter arising from this Agreement.