THIS DRAWING IS UNPUBLISHED. RELEASED FOR PUBLICATION -,- .
© COPYRIGHT - BY TYCO ELECTRONICS CORPORATION. ALL RIGHTS RESERVED.

LOC	DIST
FT	0

REVISIONS

P	LTR	DESCRIPTION	DATE	DWN	APVD
	C	REVISED PER ECO-10-004812	04MAY10	HMR	CR

MATERIALS:
HOUSING: THERMOPLASTIC, UL94V-0, BLACK.
TERMINAL: BRIGHT TIN PLATED COPPER ALLOY.
SCREWS: 8-32 ZINC PLATED STEEL.

ELECTRICAL:
CURRENT RATING: 30A
VOLTAGE RATING: 600V
WIRE RANGE: 10-18 AWG (UL)
10-22 AWG (CSA)

MECHANICAL:
RECOMMENDED TORQUE: 20 IN-LB.
OPERATING TEMP.: -40°C TO +120°C.

2 PRELIMINARY PART NUMBER.

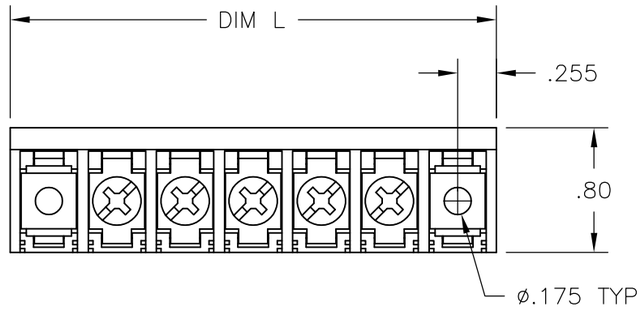

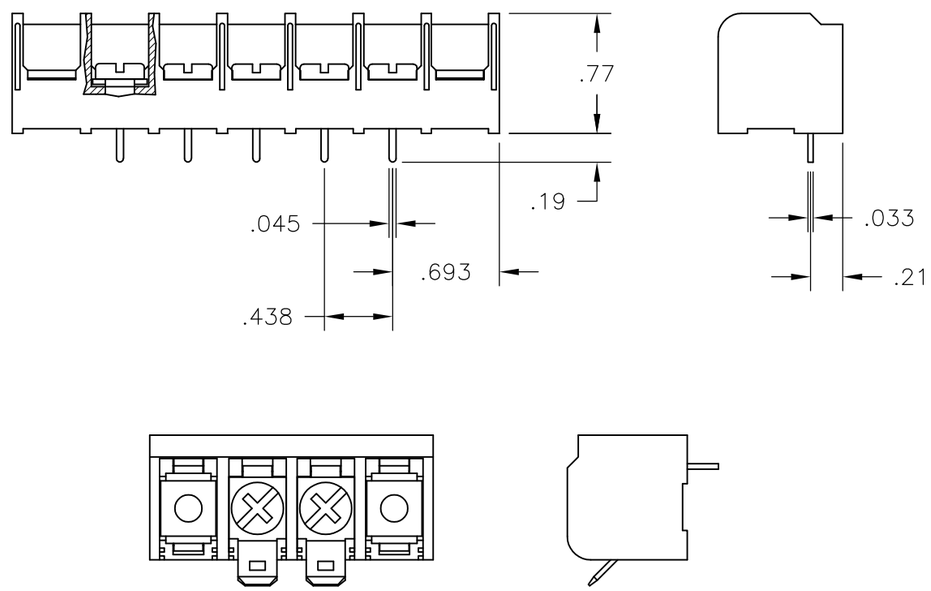

5-1546159-9

	DIM L	NO OF POS	CATALOG NUMBER	TE NUMBER
2	8.823	18	8PCV-18-009	1-1546849-8
2	8.385	17	8PCV-17-009	1-1546849-7
2	7.948	16	8PCV-16-009	1-1546849-6
2	7.510	15	8PCV-15-009	1-1546849-5
2	7.073	14	8PCV-14-009	1-1546849-4
2	6.635	13	8PCV-13-009	1-1546849-3
	6.198	12	8PCV-12-009	4-1437658-8
2	5.760	11	8PCV-11-009	1-1546849-1
	5.323	10	8PCV-10-009	7-1546159-4
2	4.885	9	8PCV-09-009	1546849-9
2	4.448	8	8PCV-08-009	1546849-8
2	4.010	7	8PCV-07-009	1546849-7
	3.573	6	8PCV-06-410	1437658-3
2	3.573	6	8PCV-06-009	1546849-6
	3.135	5	8PCV-05-009	3-796615-3
	2.698	4	8PCV-04-009	3-796615-4
2	2.260	3	8PCV-03-009	1546849-3
	1.823	2	8PCV-02-009-011	5-1546159-9
	1.823	2	8PCV-02-009	5-1546159-8

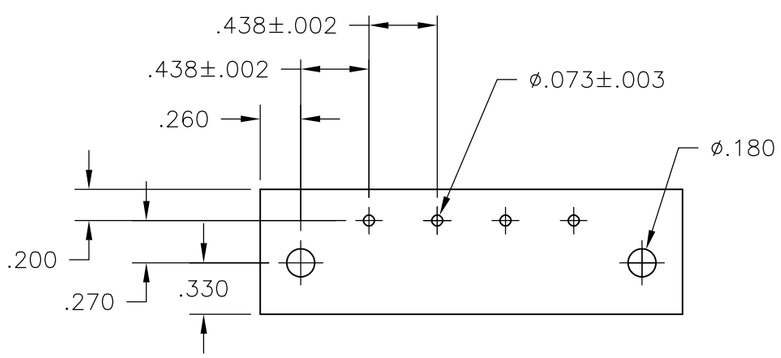

RECOMMENDED PCB LAYOUT

THIS DRAWING IS A CONTROLLED DOCUMENT.

DIMENSIONS: INCHES

TOLERANCES UNLESS OTHERWISE SPECIFIED:
0 PLC ± -
1 PLC ± -
2 PLC ± .01
3 PLC ± .005
4 PLC ± -
ANGLES ± 1°

MATERIAL -
FINISH -

DWN S SCHLEGEL 10/25/06
CHK S YODER 10/25/06
APVD S YODER 10/25/06
PRODUCT SPEC —
APPLICATION SPEC —
WEIGHT —

Tyco Electronics
Tyco Electronics Corporation
Harrisburg, PA 17105-3608

NAME 8PCV-XX-009 ASSEMBLY

SIZE A3 | CAGE CODE 00779 | DRAWING NO C-1437658-3 | RESTRICTED TO —

CUSTOMER DRAWING | SCALE 1:1 | SHEET 1 OF 1 | REV C