



PBX Secure Standard High force83242 Part number made to order



- Dimensions according to standard DIN 41 636 type F
- Positive break operation mechanism according to IEC 60947-5-1 Annex K
- Double break changeover switch with electrically separated circuits (form Zb)
- IP 40 or IP 67 / IP 65 versions
- Operating temperature between -50 and +85 °C
- Long overtravel
- Standard or Low level version

Part numbers

	Type	Degree of protection mechanism - connection	Connections / Accessories
83242200	Standard High force83242	IP 67 / IP 65 - IP 00	W3

Specifications

Electrical characteristics

Direct opening action	
Rating nominal / 250 VAC (A)	6
Rating nominal / 250 VDC (A)	0.6
Rating thermal (A)	10
Operating range / 4 → 30 VDC/AC (A)	-

Mechanical characteristics

Minimum operating force (Nm)	6,5
Minimum positive opening force (N)	28
Maximum rest position (mm)	8,9
Operating position (mm)	6,6 ±0.25 *
Positive opening position (mm)	4,4 *
Maximum end of travel position (mm)	3,4 *
Differential travel (mm)	1 ±0,3
Operating temperature (°C)	-50 → +85
Mechanical life (operations)	10 ⁷ (IP40) 4 x 10 ⁶ (IP67)
Contact gap (mm)	2 x 1
Max. tightening torque (Nm)	1.3 on Ø 4.1 holes
Weight (g)	22 *

Comments

* Values given for versions without lever (in relation to the reference dimension X0 - See Dimensions section).

Additional characteristics

Components

Material

- Case/cover : PC GF 20 FR. (UL 94-V0, GWFI 960 °C, NFF 16-101/102 I2F1)
- Contacts : AgNi for Standard version and AgPd for low level version
- Terminals : Brass
- Button membrane : Silicone
- Screws : zinc protected steel (stainless steel on request)

Conformity to standards

- Construction and performance according to IEC 60947-5-1
- Positive opening operation according to IEC 60947-5-1 Annex K
- Dimensions conforming to standard DIN 41 636 type F

- Insulation characteristics according to standard IEC 60947-5-1

* Impulse withstand voltage : U_{imp} = 4 kV

* Rated insulation voltage : U_i = 400 V

* Pollution degree = 3

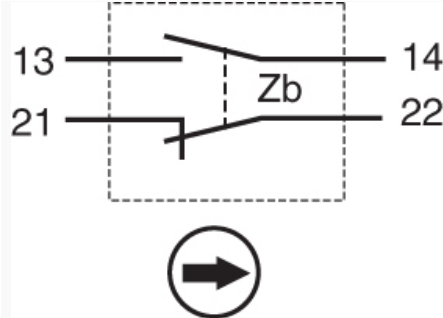
- Insulation characteristics according to standard EN 50124-1

* Impulse withstand voltage : U_{imp} = 2.5 kV

* Rated insulation voltage : U_i = 150 V

* Pollution degree = PD3A

Principles

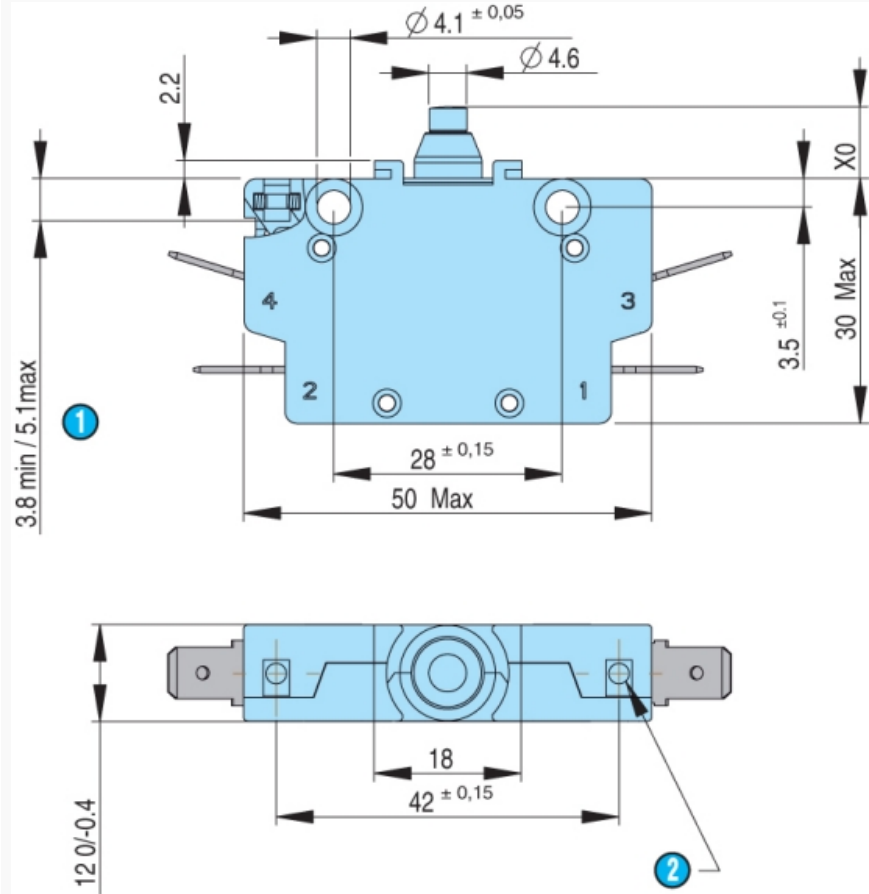


Function
Four-terminal two-way snap-action contact element (form Zb) with positive break operation. The 2 contacts are electrically separated.

Dimensions (mm)

Product

83240 - 83241 - 83242 - 83243

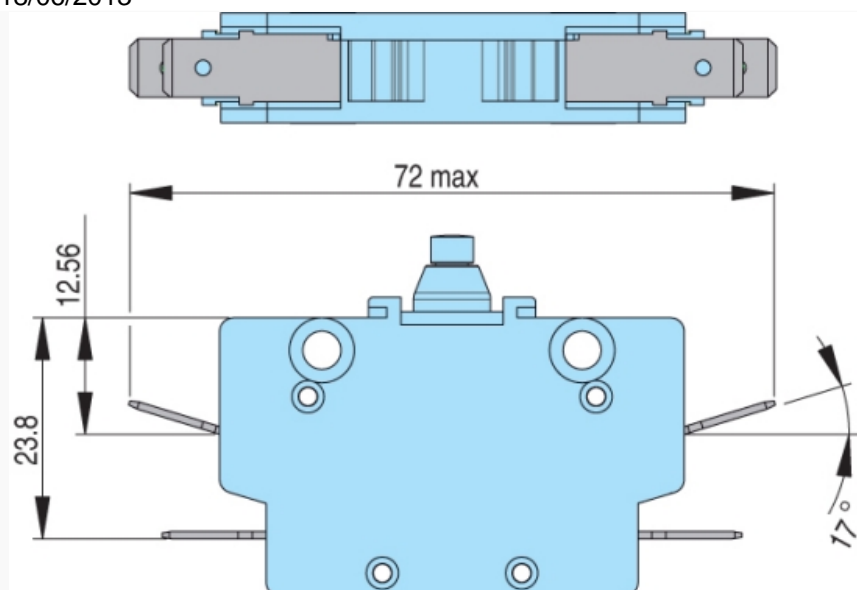
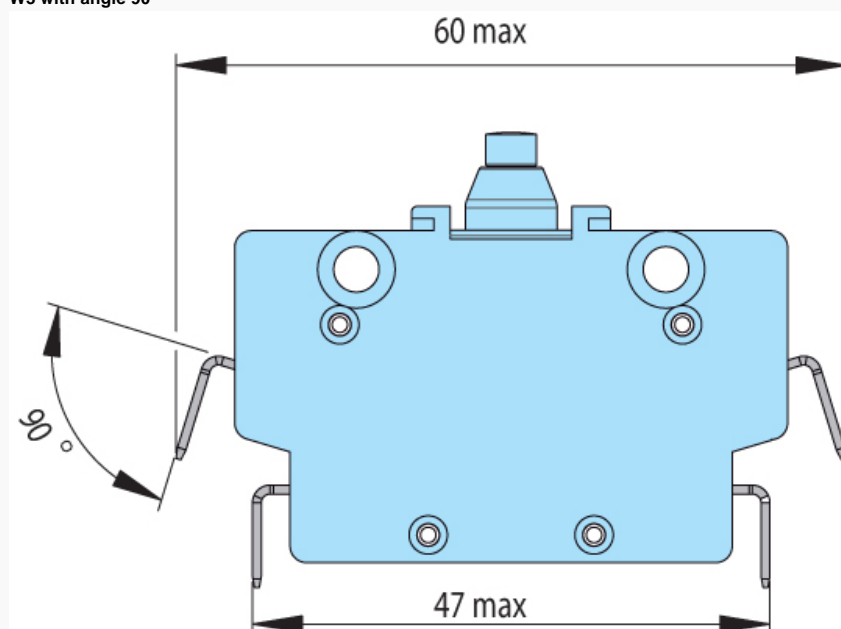


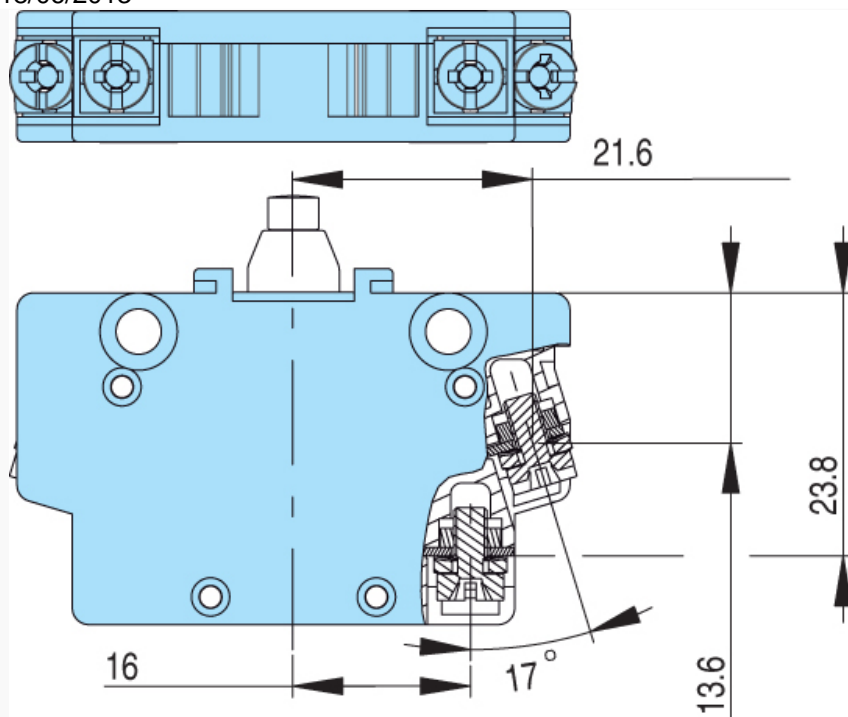
N°	Legend
1	Fixing screw threaded length
2	Fixing nuts 2 x M3

Dimensions (mm)

Connections

W3 for 6.35 mm x 0,8 mm female connector

**Dimensions (mm)****Connections****W3 with angle 90°****Dimensions (mm)****Connections****W5 Connectors with screws**

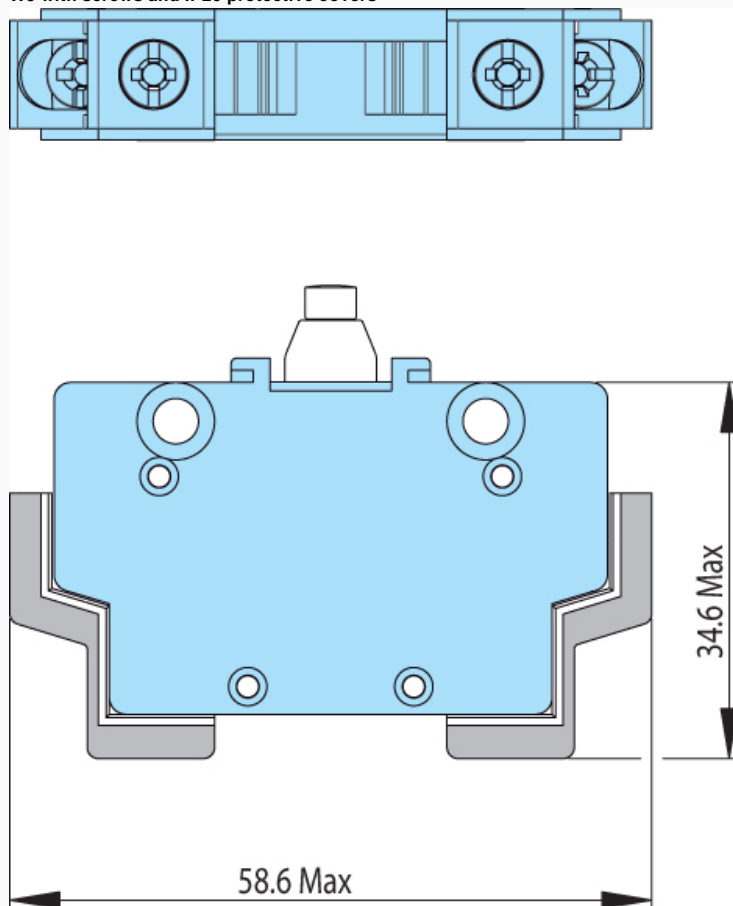


4 x M3 screws with saddle

Dimensions (mm)

Connections

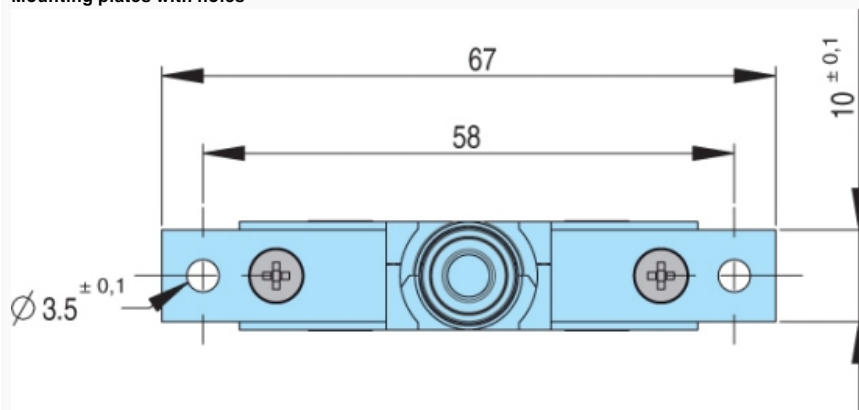
W5 with screws and IP20 protective covers



4 x M3 screws with saddle

Dimensions (mm)

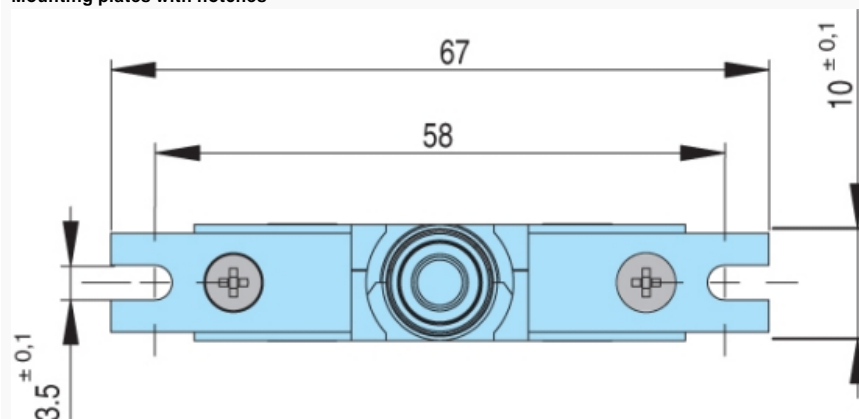
Mounting plates with holes



Thickness : 1 mm

Dimensions (mm)

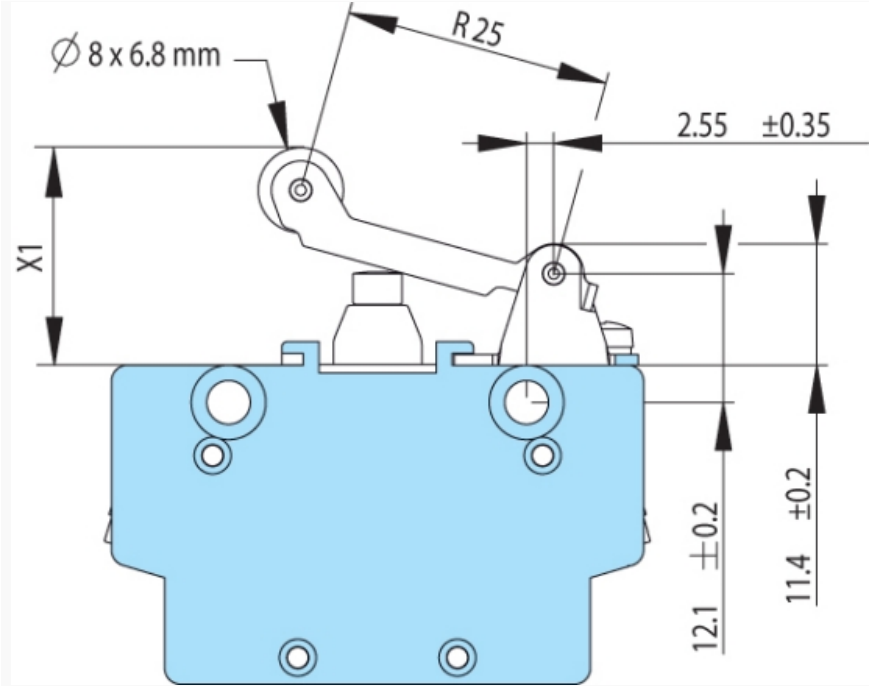
Mounting plates with notches



Thickness : 1 mm

Dimensions (mm)

Roller lever



Thickness : 1 mm

Dimensions (mm)

Actuators

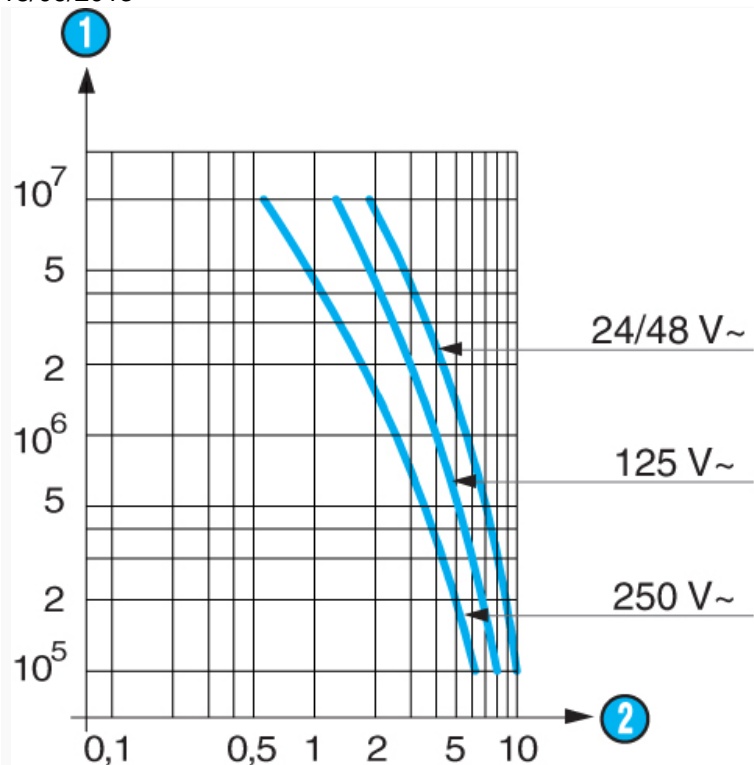
Mechanical features of lever versions

With reference to dimension X1	83240/83241	83242/83243
Maximum operating force (N)	2,7	3,9
Min. positive opening force (N)	19	19
Maximum rest position (mm)	21	21
Operating position (mm)	16,6 $\pm 0,6$	16,6 $\pm 0,6$
Positive opening position (mm)	13,2	13,2
Maximum end of travel position (mm)	12	12
Differential travel (mm)	1,8 $\pm 0,55$	1,8 $\pm 0,55$

Thickness : 1 mm

Curves

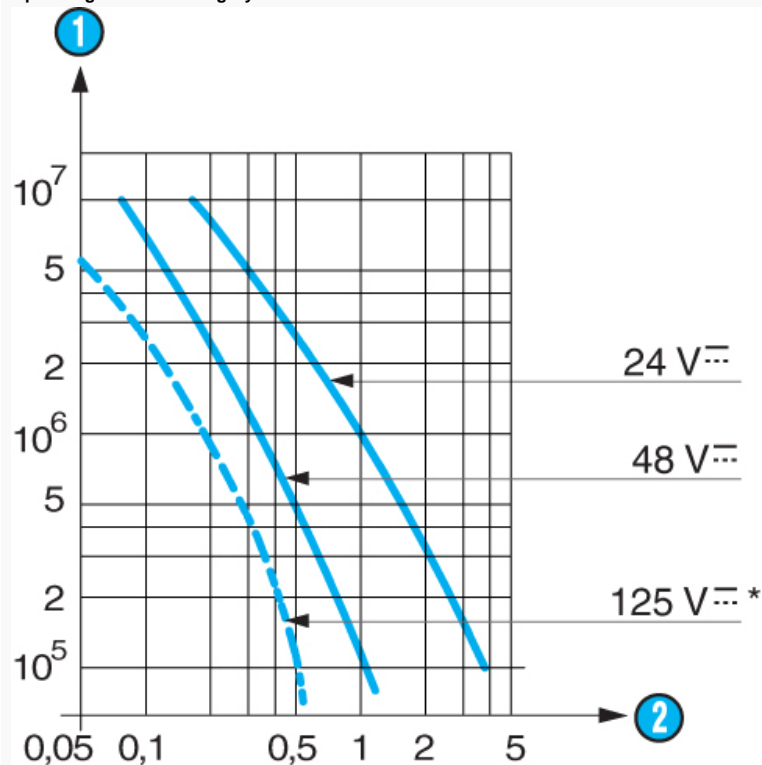
Operating curve for category AC15



N°	Legend
①	Number of operations
②	Current in Amps

Curves

Operating curve for category DC13



For IP67 versions used in 125 V DC, please consult us.

N°	Legend
①	Number of operations



Current in Amps

Product coding 8324 x x x x**How to order****8324Xxxx (Contact/Force)**

- 0 : Standard/4.5N
- 1 : Low level/4.5N
- 2 : Standard/6.5N High force
- 3 : Low level/6.5N High force

8324xXxx (Sealing)

- 0 : IP 40
- 2 : IP 67

8324xxXx (Connection)

- 0 : W3 terminals for 6.35 mm female connector
- 1 : W3 90B terminals with 90° angle for 6.35 mm female connector
- 2 : W5 terminals with screw
- 3 : W5 terminals with screw and protective cover
- 4 : W5 terminals supplied without screws

8324xxxX (Accessory fitted)

- 0 : Without
- 1 : Mounting plates with holes
- 2 : Mounting plates with notches
- 3 : Roller lever (without plate)
- 4 : Roller lever with mounting plates with holes
- 5 : Roller lever with mounting plates with notches

Example : A PBX with Standard contact (AgNi), 6,5 N force, IP 67 sealing, W3 terminals and Roller lever accessory with mounting plates with holes = **83242204**

Accessories supplied separately :

- 79552459 : Mounting plates with holes
- 79552460 : Mounting plates with notches
- 79552456 : Roller lever (without plate)
- 79552457 : Roller lever with mounting plates with holes
- 79552458 : Roller lever with mounting plates with notches

Product adaptations

- Wire outputs, cable outputs
- Special levers and actuators
- Connections :
 - W3 terminals with angle between 0° and 90°
 - special add-on terminals
- Special protective cover
- UL CSA, CCC, GOST and VDE certification on request

Mouser Electronics

Authorized Distributor

Click to View Pricing, Inventory, Delivery & Lifecycle Information:

Crouzet:

83242200