PART NUMBER	REV	FIRST USED	TERMINATOR	FEED TYPE	DESCRIPTION
1339770-1	A	-	BENCH & LEADMAKER	MECH POST FEED	HD-I APPLICATOR
7-1339770-1	A	-	BENCH & LEADMAKER	MECH POST FEED	-1 AND SPARE PARTS
7-1339770-7	A	-	-	-	SPARE PARTS KIT

CRIMP DATA AMP TERMINAL AMP CRIMP SPECS

TERMINAL NAME: .250 SERIES FASTON RECEPTACLE

CRIMP	SIZE	TYPE	RANGE
WIRE	2.29 [.090 IN]	F	0.40mm²-0.80mm² △4
INSUL	3.30 [.130 IN]	F	1.50-3.00 [.059-.118 IN] △5

WIRE STRIP LENGTH
4.80-5.60 [.189-.220 IN]

APPL INSTRUCTION
408-8323

TERMINAL - -
APPL SPEC 114-3118 -

FEED
21.30 [.840 IN]

TERMINALS APPLIED

140760	-	-	-	-
-	-	-	-	-
-	-	-	-	-
-	-	-	-	-
-	-	-	-	-
-	-	-	-	-
-	-	-	-	-
-	-	-	-	-

WIRE SIZE mm² AWG	CRIMP HEIGHT	PIN PN AND LENGTH [IN]
0.80mm²	1.42 ±0.05 [.056 ±.002 IN]	2-354779-2 [.3100]
0.60mm²	1.35 ±0.05 [.053 ±.002 IN]	2-354779-8 [.3130]
0.50mm²	1.29 ±0.05 [.051 ±.002 IN]	3-354779-3 [.3155]
0.40mm²	1.24 ±0.05 [.049 ±.002 IN]	3-354779-7 [.3175]
-	-	-
-	-	-
-	-	-
-	-	-
-	-	-
-	-	-
-	-	-
-	-	-
-	-	-
-	-	-
-	-	-

1. RECOMMENDED SPARE PARTS.
2. GREASE RAM, CAM, CAM FOLLOWER AND FEED ROD LIGHTLY.
3. LUBRICATE DAILY PER THE APPLICATOR INSTRUCTION SHEET SUPPLIED WITH THE APPLICATOR.
4. WIRE RANGE QUOTED IS APPLICATOR RANGE AND NOT THAT OF THE TERMINAL.
5. INSULATION RANGE SHOWN IS THAT OF THE APPLICATOR NOT THAT OF THE TERMINAL.

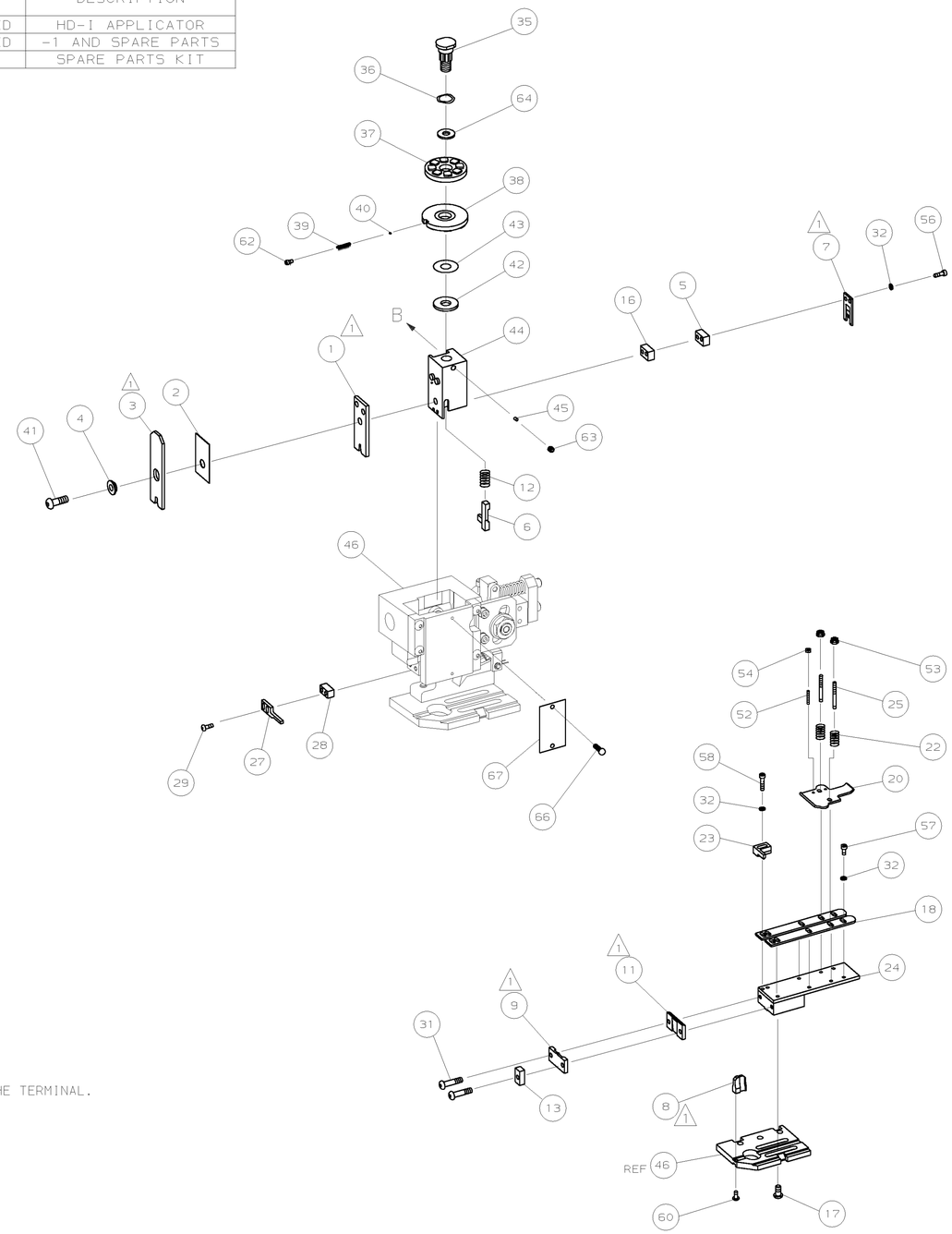

VIEW B ROTATED 180°

POST-FEED 40 mm STROKE

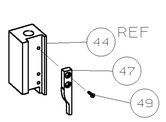

LEADMAKER OR BENCH G

POST-FEED 30 mm STROKE

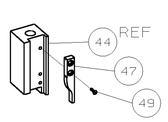

K TERMINATOR BENCH MACHINE

LOC A
DIST 66

						73
-	1	1	1339770	PRINT, APPLICATOR LOG SHEET		72
-	1	1	1338705-2	DOCUMENTATION PACKAGE		71
						70
						69
						68
-	1	1	461264-1	PLATE, IDENTIFICATION		67
-	2	2	21017-2	SCR,DRIVE(#2X.19)ID PLATE		66
						65
-	1	1	986950-1	WASHER, FLAT PRECISION		64
-	1	1	3-18031-0	SCR,SKT SET(M6X6)RAM		63
-	1	1	18023-9	SCR,SKT CAP(M4X6)CP DSC		62
						61
-	1	1	18024-7	SCR,BHC(M4X10)ANVIL		60
						59
-	2	2	1-18023-3	SCR,SHC(M4X16)HOLD DOWN		58
-	5	5	1-18023-0	SCR,SHC(M4X8)STRIP GUIDE		57
-	2	2	1-18023-2	SCR,SHC(M4X12)SLUG BLADE		56
						55
-	2	2	18029-1	NUT,HEX(M3)DRAG		54
-	2	2	986965-1	NUT,HEX SL(M4)DRAG STUD		53
-	2	2	2-18032-2	SCR,SKT SET(M3X10)DRAG		52
						51
						50
-	1	1	18024-3	SCR,BHC(M3X10)CAM		49
						48
-	1	1	1338676-1	CAM, POST-FEED 30 & 40 mm ST		47
-	1	1	1338662-1	APPLICATOR, BASIC (SUBASSY)		46
-	1	1	690191-1	PLUG, NYLON		45
-	1	1	1320998-1	RAM		44
-	1	1	690125-1	WASHER, LAMINATED		43
-	1	1	690124-1	WASHER, RAM		42
-	1	1	2-18024-6	SCREW,BHC(M8X25)CRIMPER		41
-	1	1	23241-1	BALL, STEEL		40
-	1	1	2-22278-7	SPRING, COMPRESSION		39
-	1	1	1320922-1	DISC, INSULATION		38
-	1	1	354777-1	WIRE DISC, PLASTIC		37
-	1	1	22480-5	WASHER, SPRING		36
-	1	1	690212-1	POST, RAM		35
						34
						33
-	9	9	18025-2	WASHER,LOCK(M4)SHEAR BL		32
-	2	2	1-18024-0	SCR,BHC(M4X20)SHEAR PL		31
						30
-	2	2	18024-8	SCR,BHC(M4X12)STRIPPER		29
-	1	1	3-690451-2	SPACER, STRIPPER		28
-	1	1	240639-1	STRIPPER		27
						26
-	2	2	1320906-1	DRAG, STUD		25
-	1	1	1320995-1	PLATE, STRIP GUIDE		24
-	1	1	240825-2	PLATE, STRIP HOLD DOWN		23
-	2	2	4-22281-1	SPRING, DRAG		22
						21
-	1	1	1338665-1	DRAG, STOCK		20
						19
-	2	2	1338663-5	GUIDE, LOWER STRIP		18
-	4	4	1-18024-8	SCR,BHC(M6X12)STRIP GD PL		17
-	1	1	1338708-1	SPACER, SLUG BLADE		16
						15
						14
-	1	1	2-690481-0	SPACER, HOLD DOWN		13
-	1	1	23846-1	SPRING, HOLD DOWN		12
-	1	1	240644-1	PLATE, REAR SHEAR	△1	11
						10
-	1	1	690495-4	PLATE, FRONT SHEAR	△1	9
1	2	1	1338673-1	ANVIL	△1	8
-	1	1	690474-3	BLADE, SLUG	△1	7
-	1	1	2-455892-1	HOLD DOWN, TERMINAL		6
-	1	1	1-240641-0	SPACER, SLUG BLADE		5
-	1	1	238009-1	SPACER, BLOCK CRIMPER		4
1	2	1	5-683453-4	CRIMPER, INSULATION	△1	3
-	1	1	1-455888-0	SPACER, CRIMPER		2
1	2	1	1-456406-2	CRIMPER, WIRE	△1	1
	-77	-71	-1	PART NO	DESCRIPTION	ITEM NO

← REVISION OF EACH ASSY NO (WHEN BLANK, USE DWG REVISION)

QTY REQD PER ASSY — PARTS LIST

P	F	LTR	REVISION RECORD	APP	DATE
		A	SEE ECO-05-003373	LJL	JUN05

DIMENSIONS: mm [INCHES]
DO NOT SCALE PRINT.
TOLERANCES UNLESS OTHERWISE SPECIFIED:
1 PLC DEC ±-
2 PLC DEC ±-
3 PLC DEC ±-
ANGLES ± -
SURF TEXTURE: √
REMOVE BURRS, BREAK SHARP EDGES R0.38 MAX

MATL - HT TR - FIN -
- -

DR 26APR05 L.LOFTHOUSE
CHK - -
26APR05 F.BACKHURST
REL 03JUN05 L.LOFTHOUSE

AMP Tyco Electronics Harrisburg, PA 17105-3608

NAME END FEED HD-I APPLICATOR
MACHINE REF HD-I APPL
SCALE - D DWG NO 1339770 SHEET 1 of 1 REV A

OBSOLETE
NOT the LATEST REVISION

CAGE CODE 00779 CUSTOMER AND ASSEMBLY DRAWING RESTRICTED TO -

THIS DRAWING IS A CONTROLLED DOCUMENT.
LAYOUT L28
SET UP GAGE 458638-3
RELEASED FOR PUBLICATION .20 .
BY AMP INCORPORATED. ALL RIGHTS RESERVED.
© COPYRIGHT 20
THIS DRAWING IS UNPUBLISHED.