

MITSUBISHI LASER DIODES
ML1XX19 SERIES
FOR OPTICAL INFORMATION SYSTEMS

**TYPE
NAME**

ML101J19, ML120G19

DESCRIPTION

ML1XX19 is a high-power, high-efficient AlGaInP semiconductor laser which provides a stable, single transverse mode oscillation with emission wavelength of 658nm and standard pulse light output of 120mW.

ML1XX19 has a real-index-waveguide which improves the slope efficiency (reduction of the operating current) and the astigmatic distance.

Also, ML1XX19 has a window-mirror-facet which improves the maximum output power. That leads to highly reliable and high-power operation.

FEATURES

- High Output Power: 120mW (Pulse)
- High Efficiency: 1.0W/A (typ.)
- Visible Light: 658nm (typ.)
- Low Astigmatic Distance: 1μm (typ.)

APPLICATION

Portable High-Density Optical Disc Drives
Re-Writable DVD Drives

ABSOLUTE MAXIMUM RATINGS (Note 1)

Symbol	Parameter	Conditions	Ratings	Unit
Po	Light output power	CW	60	mW
		Pulse(Note 2)	120	
VRL	Reverse voltage	-	2	V
Tc	Case temperature	-	-10 ~ +70	°C
Tstg	Storage temperature	-	-40 ~ +100	°C

Note1: The maximum rating means the limitation over which the laser should not be operated even instant time. This does not mean the guarantee of its lifetime. As for the reliability, please refer to the reliability report issued by Quality Assurance Section, HF & Optical Semiconductor Division, Mitsubishi Electric Corporation.

Note2: TARGET SPEC /Condition Duty Cycle: less than 50%, pulse width: less than 100ns

ELECTRICAL/OPTICAL CHARACTERISTICS (Tc=25°C)

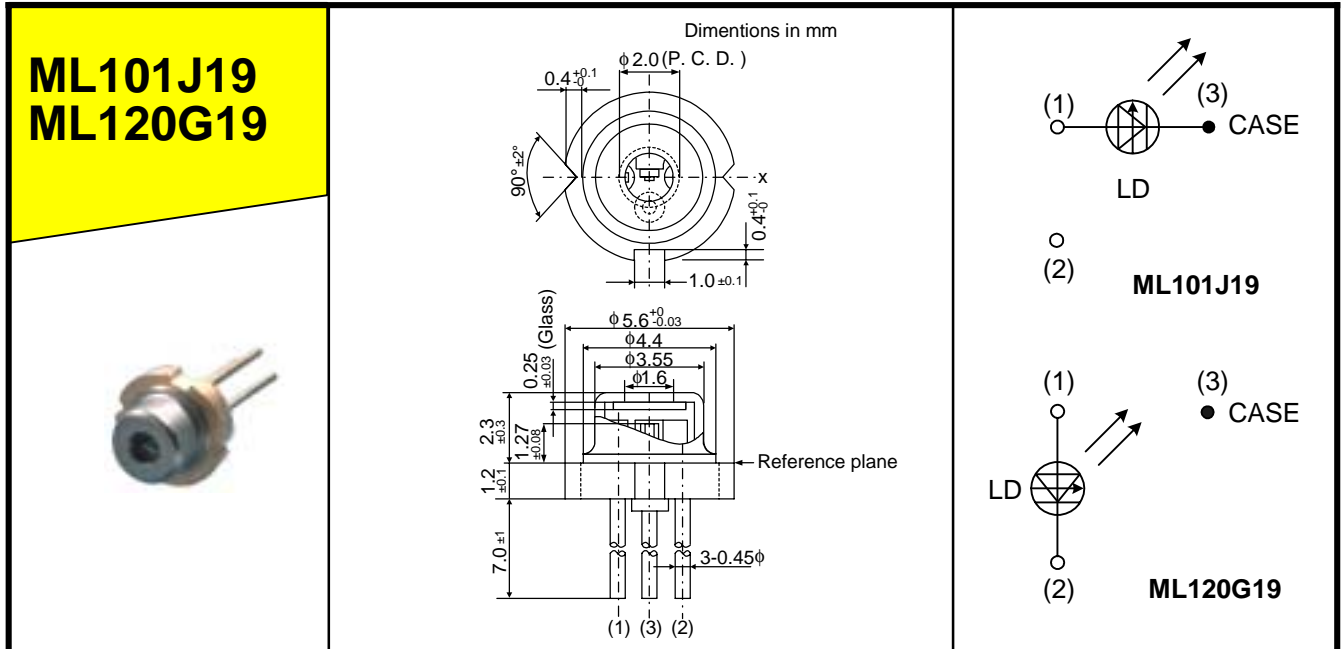
Symbol	Parameter	Test conditions	Min.	Typ.	Max	Unit
Ith	Threshold current	CW	-	55	-	mA
Iop	Operating current	CW, Po=50mW	-	105	-	mA
Vop	Operating voltage	CW, Po=50mW	-	2.4	3.0	V
η	Slope efficiency	CW, Po=50mW	-	1.0	-	mW/mA
λp	Peak wavelength	CW, Po=50mW	654	658	662	nm
θ//	Beam divergence angle (parallel)	CW, Po=50mW	7	9	12	°
θ⊥	Beam divergence angle (perpendicular)	CW, Po=50mW	15	18	21	°

MITSUBISHI LASER DIODES

ML1XX19 SERIES

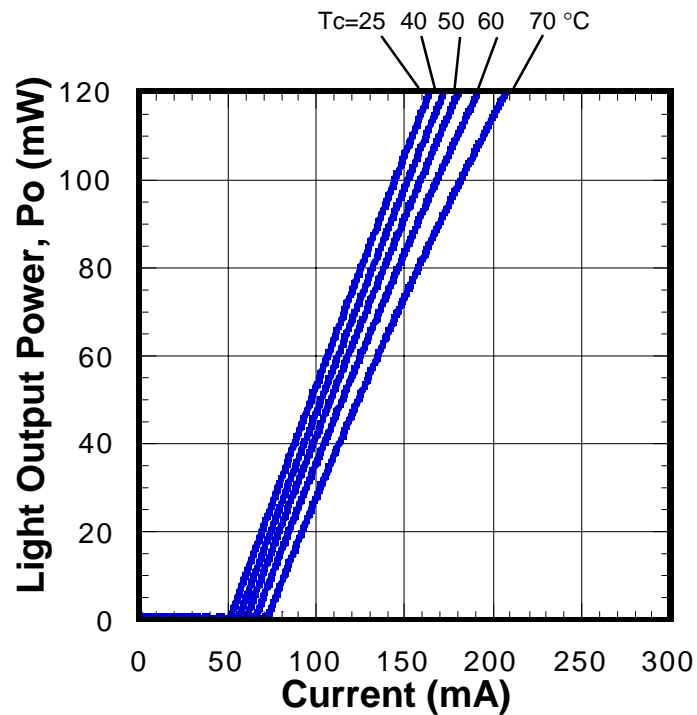
FOR OPTICAL INFORMATION SYSTEMS

OUTLINE DRAWINGS

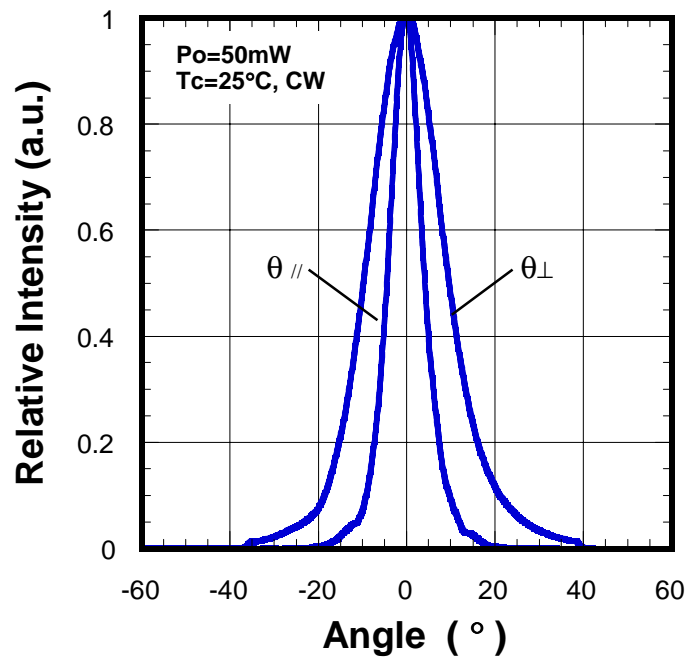


There is no model with a monitor photo diode in ML1XX19 series.

TENTATIVE CHARACTERISTICS (Reference Data)



Light Output Power vs. Current (Pulse)



Far Field Patterns