

## Flush-type connector - SACC-CI-M12FS-8CON-L180-THR - 1557808

Please be informed that the data shown in this PDF Document is generated from our Online Catalog. Please find the complete data in the user's documentation. Our General Terms of Use for Downloads are valid (<http://phoenixcontact.com/download>)




Sensor/actuator flush-type socket, 8-pos., with straight THR solder connection

### Why buy this product



### Key commercial data

Packing unit	60 pc
Minimum order quantity	60 pc
GTIN	 4 046356 285308
Weight per Piece (excluding packing)	3.8 g
Custom tariff number	85366990
Country of origin	Germany
Product key	ABQCAF

### Technical data

#### Ambient conditions

Ambient temperature (operation)	-25 °C ... 85 °C (Plug / socket)
	-40 °C ... 85 °C (without mechanical actuation)
Degree of protection	IP67

#### General

Note	The electrical and mechanical data specified assume that the connector pair is correctly locked and mounted. If the connector is unlocked and if there is a danger of contamination, the connector must be sealed using a protective cap > IP54. Influences arising from litz wires, cables or PCB assembly must also be taken into consideration.
Rated current at 40°C	2 A
Rated voltage	30 V
Rated surge voltage	0.8 kV
Number of positions	8

# Flush-type connector - SACC-CI-M12FS-8CON-L180-THR - 1557808

## Technical data

### General

Contact resistance	$\leq 3 \text{ m}\Omega$
Insulation resistance	$\geq 100 \text{ M}\Omega$
Coding	A - standard
Standards/regulations	M12 connector IEC 61076-2-101
Status display	No
Surge voltage category	II
Pollution degree	3
Connection method	THR solder connection
Insertion/withdrawal cycles	> 100
Torque	3 Nm ... 4 Nm (Installation-side)
Mounting type	PCB mounting
Type of packaging	Tray

### Material

Inflammability class according to UL 94	V0
Contact material	CuZn
Contact surface material	Au
Contact carrier material	PPA
Sealing material	FKM / EPDM

## Classifications

### eCl@ss

eCl@ss 4.0	27250313
eCl@ss 4.1	27250313
eCl@ss 5.0	27143423
eCl@ss 5.1	27143423
eCl@ss 6.0	27143423
eCl@ss 7.0	27449001
eCl@ss 8.0	27440103

### ETIM

ETIM 3.0	EC002061
ETIM 4.0	EC002062
ETIM 5.0	EC002061

### UNSPSC

UNSPSC 6.01	31251501
UNSPSC 7.0901	31251501
UNSPSC 11	31251501
UNSPSC 12.01	31251501
UNSPSC 13.2	31251501

## Flush-type connector - SACC-CI-M12FS-8CON-L180-THR - 1557808

### Approvals

#### Approvals

---

Approvals

EAC

---

Ex Approvals

---

Approvals submitted

---

#### Approval details

EAC
-----

### Accessories

#### Accessories

##### Contact insert

Sample set - SACC-CIM12FS8PL180THRSHSAMPLE - 1413561



Sensor/actuator flush-type socket, 8-pos., with straight THR solder connection, only contact insert

---

#### Panel mounting base

Housing screw connection - SACC-M12-SCO NUT - 1552243



M12 SPEEDCON housing screw connection for M12 female inserts, with O-ring, for all SPEEDCON-capable THR and wave soldering contact carriers

---

Housing screw connection - SACC-DSIV-M12-NUT - 1416144



Housing screw connection with M12 standard thread, with O-ring, for the two-piece straight M12 THR contact carrier and for the two-piece angled M12 contact carrier

## Flush-type connector - SACC-CI-M12FS-8CON-L180-THR - 1557808

### Accessories

---

Housing screw connection - SACC-M12-SCO NUT L 90 - 1432460



M12-SPEEDCON housing screw connection for M12 female inserts, with flat gasket, for all Speedcon-compatible THR and wave soldering contact carriers

---

Housing screw connection - SACC-BP-F-M12/M15-6-THR - 1414004



Housing screw connection, SocketLink:M12, Rear mounting, M15 x 1

---

Housing screw connection - SACC-BP-F-M12/M15-7-THR - 1414003



Housing screw connection, SocketLink:M12, Rear mounting, M15 x 1

---

Housing screw connection - SACC-BP-F-M12/M15-6-THR SCO - 1414020



Housing screw connection, SocketLink:M12-SPEEDCON, Rear mounting, M15 x 1

---

Housing screw connection - SACC-BP-F-M12/M15-7-THR SCO - 1414005



Housing screw connection, SocketLink:M12-SPEEDCON, Rear mounting, M15 x 1

---

## Flush-type connector - SACC-CI-M12FS-8CON-L180-THR - 1557808

### Accessories

Housing screw connection - SACC-BP-F-M12/VAR-1,0/1,8-9TIP - 1414231



M12 housing screw connection with tolerance-compensating function, for straight THR solderable M12 socket contact inserts. Suitable for 1.0 mm ... 1.8 mm thick front plates.

Housing screw connection - SACC-BP-F-M12/VAR-1,7/2,5-9TIP - 1414232



M12 housing screw connection with tolerance-compensating function, for straight, THR solderable M12 socket contact inserts. Suitable for 1.7 mm ... 2.5 mm thick front plates.

Housing screw connection - SACC-BP-F-M12/VAR-2,4/3,2-9TIP - 1414233



M12 housing screw connection with tolerance-compensating function, for straight, THR solderable M12 socket contact inserts. Suitable for 2.4 mm ... 3.2 mm thick front plates.

Housing screw connection - SACC-BP-F-M12/VAR-3,1/3,9-9TIP - 1414234



M12 housing screw connection with tolerance-compensating function, for straight, THR solderable M12 socket contact inserts. Suitable for 3.1 mm ... 3.9 mm thick front plates.

Housing screw connection - SACC-M12 NUT PRESS - 1437889



Housing screw connection for two-piece M12 connectors for the reflow soldering process.

Protective cap

## Flush-type connector - SACC-CI-M12FS-8CON-L180-THR - 1557808

### Accessories

Screw plug - PROT-M12 - 1680539



An M12 screw plug for the unoccupied M12 sockets of the sensor/actuator cable, boxes and flush-type connectors

Screw plug - PROT-M12 SH - 1503302



An M12 screw plug for the unoccupied M12 sockets of the shielded sensor/actuator cable, boxes and flush-type connectors

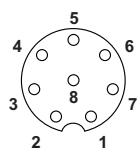
Screw plug - PROT-M12 FB - 1555538



M12 high-grade steel screw plug, for unoccupied M12 sockets of the sensor/actuator cables, boxes and flush-type connectors for the food industry

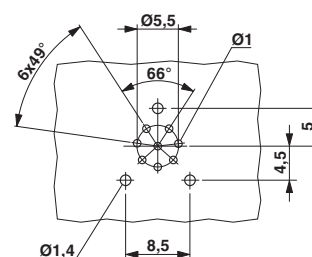
### Drawings

Schematic diagram



Pin assignment M12 socket, 8-pos., A-coded, view female side

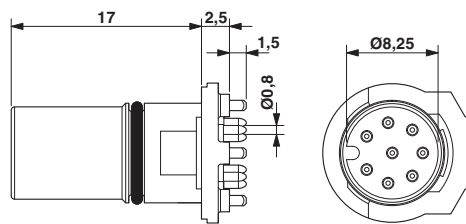
Drilling diagram



Drilling diagram

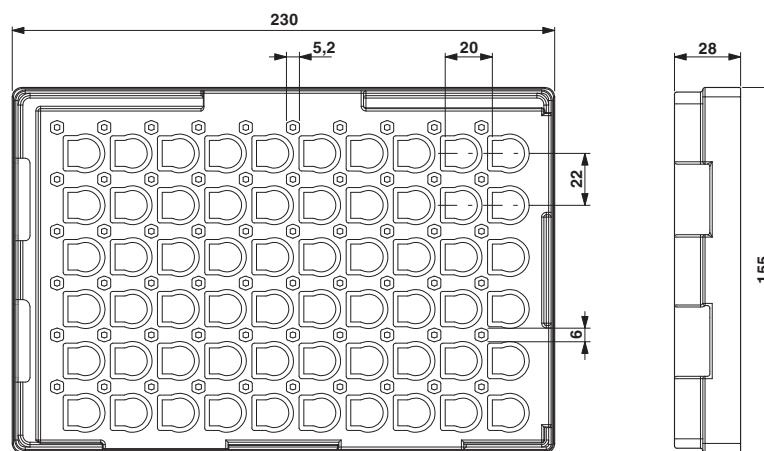
## Flush-type connector - SACC-CI-M12FS-8CON-L180-THR - 1557808

Dimensional drawing



M12 female connector contact carrier

Dimensional drawing



THR tray packaging