

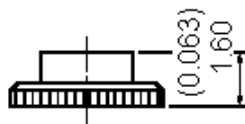
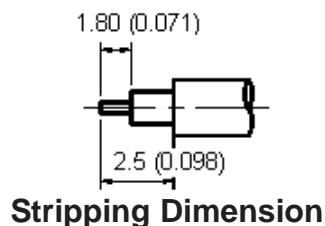
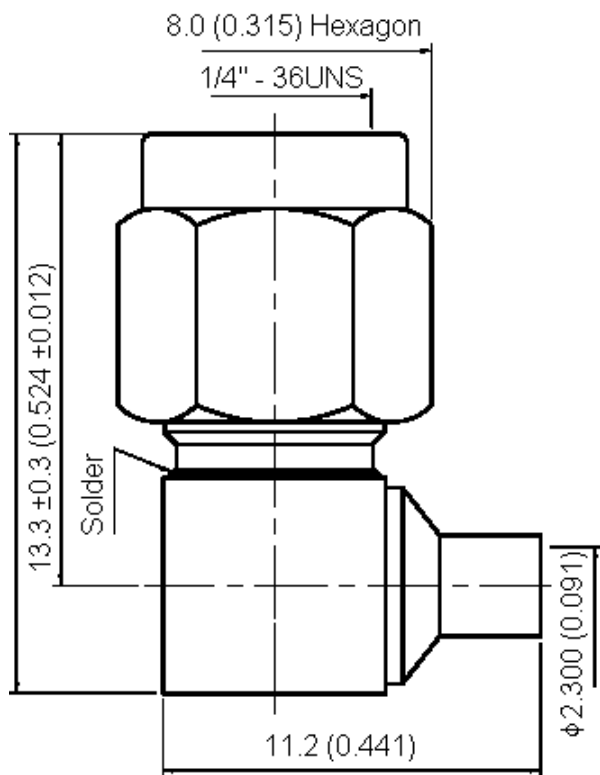


PART NO.

19-02V-11-TGG

## REVISIONS

ECN #	REV	DESCRIPTION	DRAWN	DATE	CHECKD	DATE	APPRVD	DATE
-	A	RELEASED	Sapna	01/9/07	Suresh	01/9/07	G. C	18/9/07



Dimensions : Millimetres (Inches)

**Specifications:**

Bodies : Brass per JIS-C3604.  
Centre Contact : Brass per JIS-C3604.  
Insulation : PTFE per ASTM D1457 and ASTM D1710.  
Crimp Ferrule : Brass per JIS-C2700.  
Connector interface per MIL-STD-348A.  
Part to be clean and free of burrs.

This data sheet and its contents (the "Information") belong to the Premier Farnell Group (the "Group") or are licensed to it. No licence is granted for the use of it other than for information purposes in connection with the products to which it relates. No licence of any intellectual property rights is granted. The Information is subject to change without notice and replaces all data sheets previously supplied. The Information supplied is believed to be accurate but the Group assumes no responsibility for its accuracy or completeness, any error in or omission from it or for any use made of it. Users of this data sheet should check for themselves the Information and the suitability of the products for their purpose and not make any assumptions based on information included or omitted. Liability for loss or damage resulting from any reliance on the Information or use of it (including liability resulting from negligence or where the Group was aware of the possibility of such loss or damage arising) is excluded. This will not operate to limit or restrict the Group's liability for death or personal injury resulting from its negligence. SPC MULTICOMP is the registered trademark of the Group. © Premier Farnell plc 2007.

## TOLERANCES:

UNLESS OTHERWISE  
SPECIFIED,  
DIMENSIONS ARE  
FOR REFERENCE  
PURPOSES ONLY.

DRAWN BY:

Sapna

DATE:

01/09/07

CHECKED BY:

Suresh

DATE:

01/09/07

APPROVED BY:

G.Cook

DATE:

18/09/07

DRAWING TITLE:

19-02V-11-TGG

SIZE  
A

DWG NO.

M10000485

ELECTRONIC FILE  
1169625\_DWGREV  
A

SCALE: NTS

U.O.M.: mm (Inches)

SHEET: 1 OF 2



PART NO.

19-02V-11-TGG

## REVISIONS

ECN #

REV

DESCRIPTION

DRAWN

DATE

CHECKD

DATE

APPRVD

DATE

-

A

RELEASED

Sapna

01/9/07

Suresh

01/9/07

G. C

18/9/07

## Specification Table

Number	Description	Material	Finish	Part Number
1	Shell	Brass	Gold 3μ" Minimum	19-02V-11-TGG
2	Insulation	PTFE	None	
3	Gasket	Silicone		
4	Washer	Stainless Steel		
5	Body	Brass	Gold 3μ" Minimum	
6	Centre Contact		Gold 50μ" Minimum	
7	Chassis		Gold 3μ" Minimum	
8	Cap			

<http://www.farnell.com><http://www.newark.com><http://www.cpc.co.uk>

This data sheet and its contents (the "Information") belong to the Premier Farnell Group (the "Group") or are licensed to it. No licence is granted for the use of it other than for information purposes in connection with the products to which it relates. No licence of any intellectual property rights is granted. The Information is subject to change without notice and replaces all data sheets previously supplied. The Information supplied is believed to be accurate but the Group assumes no responsibility for its accuracy or completeness, any error in or omission from it or for any use made of it. Users of this data sheet should check for themselves the Information and the suitability of the products for their purpose and not make any assumptions based on information included or omitted. Liability for loss or damage resulting from any reliance on the Information or use of it (including liability resulting from negligence or where the Group was aware of the possibility of such loss or damage arising) is excluded. This will not operate to limit or restrict the Group's liability for death or personal injury resulting from its negligence. SPC MULTICOMP is the registered trademark of the Group. © Premier Farnell plc 2007.

## TOLERANCES:

UNLESS OTHERWISE  
SPECIFIED,  
DIMENSIONS ARE  
FOR REFERENCE  
PURPOSES ONLY.

DRAWN BY:

Sapna

DATE:

01/09/07

CHECKED BY:

Suresh

DATE:

01/09/07

APPROVED BY:

G.Cook

DATE:

18/09/07

DRAWING TITLE:

19-02V-11-TGG

SIZE  
A

DWG NO.

M10000485

ELECTRONIC FILE  
1169625\_DWGREV  
A

SCALE: NTS

U.O.M.: mm (Inches)

SHEET: 2 OF 2