


446/447 Series EBF Fuse Fast-Acting



Description

The 446/447 series are circuit-board mountable, flat profile, fast-acting fuses designed for protection of electronic ballasts and power inverter applications. The 446 series is designed with leads for surface mount applications, and the 447 series is designed with leads for through-hole applications.

This series of devices are 100% lead-free and meets the requirements of the RoHS directive.

Features

- RoHS compliant and 100% lead-free
- Ideal for use in electronic lighting ballast, power supply and power inverter applications.
- Rated for use in 125, 250, 277 and 350 VAC circuits.
- Based on the proven reliability of the automotive MINI® Fuse; available from 2 through 10 amperes.
- Rated for use in 125,

Agency Approvals

AGENCY	AGENCY FILE NUMBER	AMPERE RANGE
	E71611	2A - 10A
	29862	2A - 10A

Electrical Characteristics for Series

% of Ampere Rating	Opening Time
100%	4 hours, Minimum
200%	0.15 sec. Min.; 5 sec. Max.

Electrical Specifications by Item

Ampere Rating (A)	Amp Code	Max Voltage Rating (V)	Interrupting Rating	Nominal Cold Resistance (Ohms)	Nominal Melting I ² t (A ² sec)	Agency Approvals	
2.00	002.	350	100 amperes @350 VAC, 50 amperes @125 VDC and 450 amperes @60VDC	0.0563	2.8	x	x
3.00	003.	350		0.0336	9.4	x	x
4.00	004.	350		0.0237	17	x	x
5.00	005.	350		0.0178	25	x	x
7.50	07.5	350		0.0110	68	x	x
10.0	010.	350		0.0073	93	x	x

Additional Information



Datasheet
446 Series



Resources
446 Series



Samples
446 Series



Datasheet
447 Series

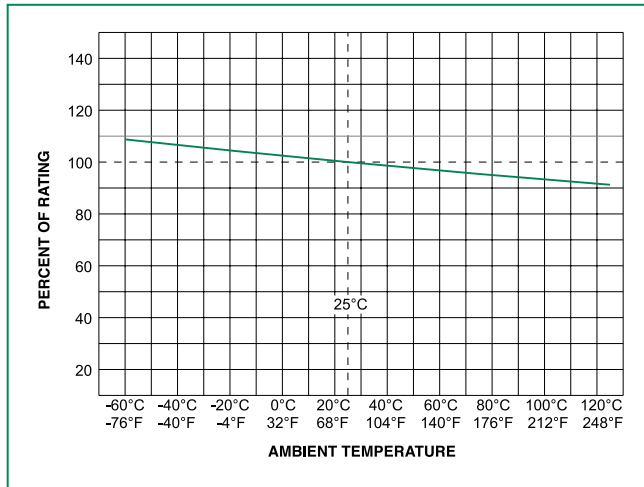


Resources
447 Series



Samples
447 Series

Temperature Re-rating Curve



Note:

1. Re-rating depicted in this curve is in addition to the standard re-rating of 25% for continuous operation.

Soldering Parameters

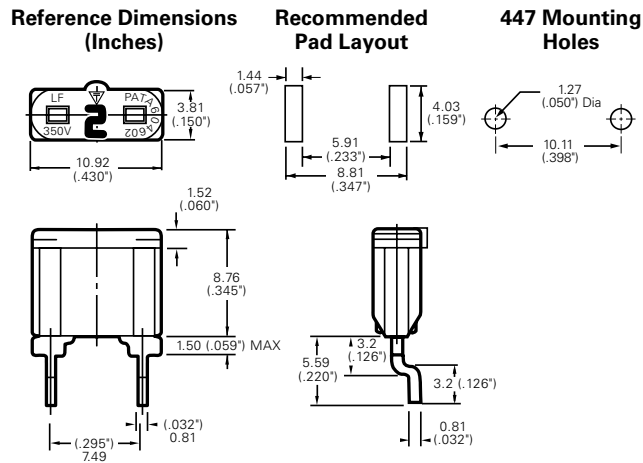
446 Series:

Reflow Solder — 235°C, 5 seconds maximum.
No-clean process recommended.
Wave Solder — Not recommended.
Non-plated terminal surfaces may not meet MIL-STD-202, Method 208.

447 Series:

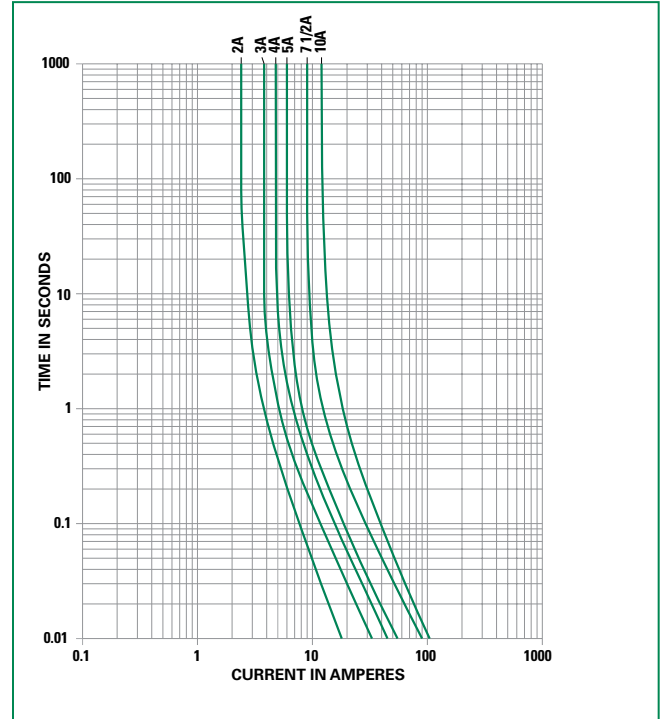
Contact Littelfuse for soldering parameters.
Inside terminal face of each lead is non-plated zinc.
Non-plated zinc terminal faces may not meet MIL-STD-202, method 208. To ensure that the fuse is acceptable for the application, appropriate application testing should be performed.

Dimensions



For 447 dimensions, please contact Littelfuse for specifications.

Average Time Current Curves



Product Characteristics

Materials	Body: Plastic Body – Terminations: Tin-Lead (95/5) plated Zn, Ni barrier
Cleaning	No-cleaning process recommended
Operating Temperature	-40°C to 125°C

Part Numbering System

Surface Mount Fuses:

0446 002. ZRP
Series — 0446
Amp Code — 002
Quantity Code — ZRP
ZRP = 800

Through Hole Fuses:

0447 002. YXP
Series — 0447
Amp Code — 002
Quantity Code — YXP
YXP = 4000

Packaging

Packaging Option	Packaging Specification	Quantity	Quantity & Packaging Code
446 Series			
24mm Tape and Reel	EIA RS-481-1 (IEC 286, part 3)	800	ZRP
447 Series			
Bulk Pack	—	4000	YXP