





SchmartSolder™ Instructions




SchmartSolder makes it easy for **Anyone** to solder through-hole components even in very tight areas



Enough for 50 Leads Included



Put the SchmartSolder on your finger, it will stick to your fingertip. *Your inclination may be to use tweezers to place the component, but we have found your finger will work best.* Place the SchmartSolder over each lead of your component.



Put the SchmartSolder down to the base of the component leads .



Touch the soldering iron to the SchmartSolder. You will see it quickly melt and fill the holes. Once you clip the excess component leads off, you will see very clean solder joints.

SchmartBoard, Inc.
44081 Old Warm Springs Blvd.
Fremont, CA 94538
510-659-1549
510-659-1644 Fax

info@schmartBoard.com
www.schmartboard.com
<http://blog.schmartboard.com>

Check out the social network that you should be on.

www.solderbynumbers.com

Mouser Electronics

Authorized Distributor

Click to View Pricing, Inventory, Delivery & Lifecycle Information:

[SchmartBoard:](#)

[920-0021-01](#) [920-0021-02](#)