


TIGER EYE™ FLAT IDC WIRE CABLES

(1.27 mm) .050" PITCH • FFMD SERIES



FFMD

Mates:
FLE*, SFMC*

TRANSFER END

Mates:
FTS, FTSH, EHF,
SHF, ESHF

SPECIFICATIONS

Insulator Material:

PBT

Terminal:

Phosphor Bronze

Contact:

BeCu (-T)

Plating:

Sn over 50 μ" (1.27 μm) Ni

Wire:

30 AWG

Operating Temp Range:

-40 °C to +105 °C

Current Rating (FFMD/SFMC):

2.5 A per pin

(2 pins powered)

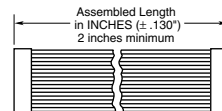
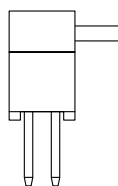
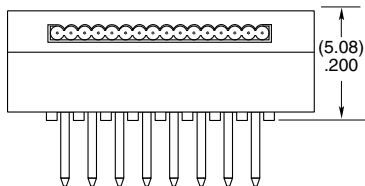
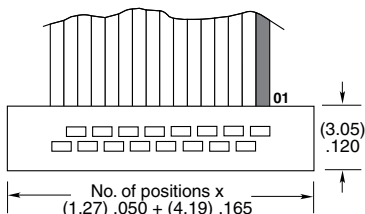
Voltage Rating:

215 VAC/304 VDC

ALSO AVAILABLE
Contact Samtec

Other sizes

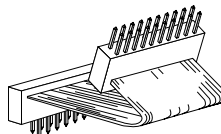
SERIES	NO. PINS PER ROW	END OPTION	OVERALL LENGTH	01	TRANSFER OPTION	OTHER OPTION
FFMD = Terminal Strip	-04, -05, -08, -10, -13, -17, -20, -25 (Standard sizes)	-S = Single End -D = Double End -T = Transfer End	"XX.XX" = Assembled Length		Leave blank for -S and -D End Options. -N = Notch Polarization on socket (-T end only) (Not available with -04 position)	-RW = Reverse Wiring (Red wire opposite position #1) -D "XX" = Daisy Chain -SR = Strain Relief (Mates only with ESHF Series) (Not available with -O, -M, -R or -DXX) -R = Reversed -M = Middle Reversed (Requires -DXX) -O = Outside Reversed (Requires -DXX)



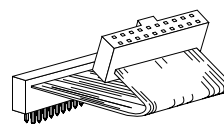
Assemble Length ("XX.XX")



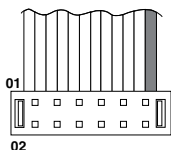
Single End (-S)



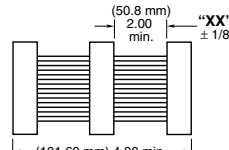
Double End (-D)



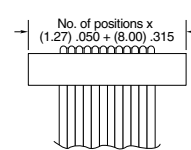
Transfer End (-T)



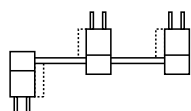
Reverse Wiring (-RW)



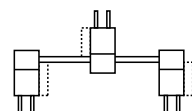
Daisy Chain (-D "XX")



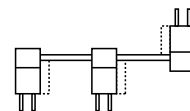
Strain Relief (-SR)



Reversed (-R)



Middle Reversed (-M)



Outside Reversed (-O)

*Note:

Standard FFMD callout will not mate with FLE, SFMC. Must use gold plated callouts. (See drawing on web.) When mated with a socket, Wire 1 mates with Pin 2; Wire 2 mates with Pin 1, etc.

Note:

This Series is non-standard, non-returnable.