

LM10692

Power Management Unit for SandForce SF3700 SSD Controllers



Product Bulletin

High Efficiency Solution Optimized for M.2 Solid State Drives

Overview

The LM10692 from Texas Instruments is a fully integrated power management unit (PMU) designed for SandForce SF3700 controllers. This ultra-small, reliable/flexible, and highly efficient power solution replaces up to six (6) discrete components typically used in these drives. It functions cooperatively with an SF3700 controller to optimize the supply voltage for low power conditions to obtain maximum system efficiency and provide power for NAND flash.

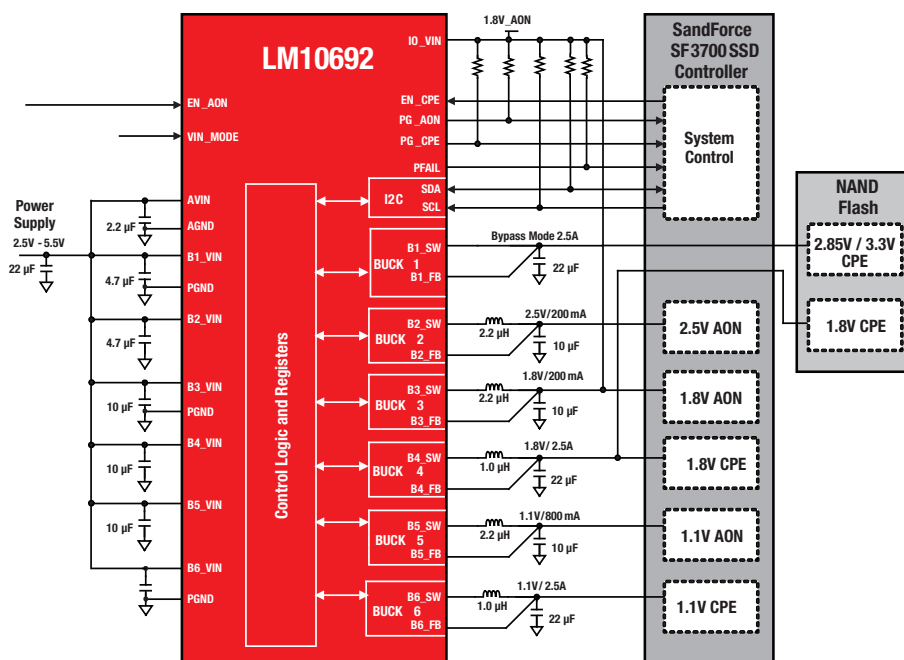
This design scheme delivers longer battery life for portable devices with SSDs. The chip uses I²C interface to communicate with the controller to achieve output voltage programmability. Unlike discrete solutions available today, the highly integrated, all-in-one PMU solution from TI delivers a higher performance-to-cost ratio and is specifically designed and optimized with features geared for SSD and flash drives using the SF3700 controller.

Product Highlights

- Six highly efficient SPI-programmable buck regulators
- Sleep mode saves power during idle times
- Automatic internal soft-start on each supply limits startup inrush current
- Phase-shifted buck operation reduces input current ripple and capacitor size
- Independent Enable input pins and Power Good output pins for AON (Always-On) and CPE (Core Power) rails

Key Specifications

- $\pm 1\%$ feedback voltage accuracy
- Up to 95% efficient buck regulators
- 2 MHz switching frequency for smaller inductor size
- 36-pin 5 x 5 mm QFN package



LM10692 typical application diagram



Features and Benefits

Ideal Power Solution for M.2 SSDs


- Integrated all-in-one power solution saves valuable board space
- 2 MHz switching frequency for smaller inductor size
- Minimum number of external components
- High bandwidth provides fast turn-on without overshoot
- No loop compensation needed
- PFM mode for low load high efficiency operation

Features Optimized for SSDs

- Built-in over-current limit and thermal protection improves safety
- All six supply voltages offer user-programmable options for maximum flexibility (DVS)
- Customizable startup sequencing for greater flexibility
- Bypass mode on Buck1 eliminates inductor for 3.3V M.2 applications
- Easy-to-interface GUI for accelerated design
- Integrated solution leads to higher overall reliability of SSD
- Sleep mode via I²C control
- Input power monitor PFAIL
- Fast active discharge
- Low quiescent current conserves battery life

Regulator Table


Regulator	Programmable V _{OUT} (V)	Maximum I _{OUT}	Description
Buck1	1.75 to 3.3	2.5A	2.85 CPE
Buck2	1.0 to 2.55	200 mA	2.5V A0N
Buck3	0.8 to 2.35	200 mA	1.8V A0N
Buck4	0.8 to 2.35	2.5A	1.8V CPE
Buck5	0.8 to 1.575	0.8A	1.1V A0N
Buck6	0.8 to 1.575	2.5A	1.1V CPE



LM10692 evaluation board

Visit ti.com/LM10692 for more product information.

Complete LM10692 PMU solution size is 13.5 mm x 9.3 mm



Important Notice: The products and services of Texas Instruments Incorporated and its subsidiaries described herein are sold subject to TI's standard terms and conditions of sale. Customers are advised to obtain the most current and complete information about TI products and services before placing orders. TI assumes no liability for applications assistance, customer's applications or product designs, software performance, or infringement of patents. The publication of information regarding any other company's products or services does not constitute TI's approval, warranty, or endorsement thereof.

IMPORTANT NOTICE

Texas Instruments Incorporated and its subsidiaries (TI) reserve the right to make corrections, enhancements, improvements and other changes to its semiconductor products and services per JESD46, latest issue, and to discontinue any product or service per JESD48, latest issue. Buyers should obtain the latest relevant information before placing orders and should verify that such information is current and complete. All semiconductor products (also referred to herein as "components") are sold subject to TI's terms and conditions of sale supplied at the time of order acknowledgment.

TI warrants performance of its components to the specifications applicable at the time of sale, in accordance with the warranty in TI's terms and conditions of sale of semiconductor products. Testing and other quality control techniques are used to the extent TI deems necessary to support this warranty. Except where mandated by applicable law, testing of all parameters of each component is not necessarily performed.

TI assumes no liability for applications assistance or the design of Buyers' products. Buyers are responsible for their products and applications using TI components. To minimize the risks associated with Buyers' products and applications, Buyers should provide adequate design and operating safeguards.

TI does not warrant or represent that any license, either express or implied, is granted under any patent right, copyright, mask work right, or other intellectual property right relating to any combination, machine, or process in which TI components or services are used. Information published by TI regarding third-party products or services does not constitute a license to use such products or services or a warranty or endorsement thereof. Use of such information may require a license from a third party under the patents or other intellectual property of the third party, or a license from TI under the patents or other intellectual property of TI.

Reproduction of significant portions of TI information in TI data books or data sheets is permissible only if reproduction is without alteration and is accompanied by all associated warranties, conditions, limitations, and notices. TI is not responsible or liable for such altered documentation. Information of third parties may be subject to additional restrictions.

Resale of TI components or services with statements different from or beyond the parameters stated by TI for that component or service voids all express and any implied warranties for the associated TI component or service and is an unfair and deceptive business practice. TI is not responsible or liable for any such statements.

Buyer acknowledges and agrees that it is solely responsible for compliance with all legal, regulatory and safety-related requirements concerning its products, and any use of TI components in its applications, notwithstanding any applications-related information or support that may be provided by TI. Buyer represents and agrees that it has all the necessary expertise to create and implement safeguards which anticipate dangerous consequences of failures, monitor failures and their consequences, lessen the likelihood of failures that might cause harm and take appropriate remedial actions. Buyer will fully indemnify TI and its representatives against any damages arising out of the use of any TI components in safety-critical applications.

In some cases, TI components may be promoted specifically to facilitate safety-related applications. With such components, TI's goal is to help enable customers to design and create their own end-product solutions that meet applicable functional safety standards and requirements. Nonetheless, such components are subject to these terms.

No TI components are authorized for use in FDA Class III (or similar life-critical medical equipment) unless authorized officers of the parties have executed a special agreement specifically governing such use.

Only those TI components which TI has specifically designated as military grade or "enhanced plastic" are designed and intended for use in military/aerospace applications or environments. Buyer acknowledges and agrees that any military or aerospace use of TI components which have **not** been so designated is solely at the Buyer's risk, and that Buyer is solely responsible for compliance with all legal and regulatory requirements in connection with such use.

TI has specifically designated certain components as meeting ISO/TS16949 requirements, mainly for automotive use. In any case of use of non-designated products, TI will not be responsible for any failure to meet ISO/TS16949.

Products

Audio	www.ti.com/audio
Amplifiers	amplifier.ti.com
Data Converters	dataconverter.ti.com
DLP® Products	www.dlp.com
DSP	dsp.ti.com
Clocks and Timers	www.ti.com/clocks
Interface	interface.ti.com
Logic	logic.ti.com
Power Mgmt	power.ti.com
Microcontrollers	microcontroller.ti.com
RFID	www.ti-rfid.com
OMAP Applications Processors	www.ti.com/omap
Wireless Connectivity	www.ti.com/wirelessconnectivity

Applications

Automotive and Transportation	www.ti.com/automotive
Communications and Telecom	www.ti.com/communications
Computers and Peripherals	www.ti.com/computers
Consumer Electronics	www.ti.com/consumer-apps
Energy and Lighting	www.ti.com/energy
Industrial	www.ti.com/industrial
Medical	www.ti.com/medical
Security	www.ti.com/security
Space, Avionics and Defense	www.ti.com/space-avionics-defense
Video and Imaging	www.ti.com/video

TI E2E Community

e2e.ti.com