THIS DRAWING IS UNPUBLISHED. RELEASED FOR PUBLICATION -,- .
© COPYRIGHT - By - ALL RIGHTS RESERVED.

LOC	DIST
CE	00

REVISIONS

P	LTR	DESCRIPTION	DATE	DWN	APVD
	B	ECR-11-018563	29SEP2011	BB	SM

NOTE :

1. CONNECTOR KEYING CONFORMS TO ANSI X3T9.5/84-48.
2. LED IS 'ON' WHEN IN INSERTED STATE.
3. THIS PRODUCT HAS NOT COMPLETED VALIDATION TESTING.
4. OBSOLETE PARTS: OBSOLETE CIS STREAMLINING PER D.RENAUD/D.SINISI

SPECIFICATIONS :

SWITCH LEGEND

PI = PRIMARY IN	PTx = PRIMARY TRANSMIT
SO = SECONDARY OUT	STx = SECONDARY TRANSMIT
PO = PRIMARY OUT	PRx = PRIMARY RECEIVE
SI = SECONDARY IN	SRx = SECONDARY RECEIVE

PART No.	FIBER TYPE	"A" LENGTH	PIGTAIL STRAIN RELIEF/CONNECTOR
5209174-3	62.5/125/250	1000mm	STRAIGHT ST
5209174-4	62.5/125/250	1000mm	STRAIGHT ST
5209174-6	62.5/125/250	1000mm	STRAIGHT ST
4 ~~3-5209174-4~~	62.5/125/250	3000mm	STRAIGHT ST

INSERTION LOSS

INSERTION LOSS DATA INCLUDES TWO CONNECTED PAIRS TESTED PER FOTP-34 METHOD A2

OPERATE MODE, POWER ON

PI LINE	TO PRX STATION	1.8 DB MAX
SI LINE	TO SRX STATION	1.8 DB MAX
PTX STATION	TO PO LINE	1.8 DB MAX
STX STATION	TO SO LINE	1.8 DB MAX

BYPASS MODE, POWER OFF

PI LINE	TO PO LINE	1.8 DB MAX
SI LINE	TO SO LINE	1.8 DB MAX
PTX STATION	TO PRX STATION	5.0 DB MAX
STX STATION	TO SRX STATION	5.0 DB MAX

OPTICAL CROSSTALK	</= -45 DB, PER FOTP-42
OPERATING WAVE LENGTH	750 TO 1450nm
TESTED WAVELENGTH	1300nm
POWER REQUIREMENTS	4.0 TO 5.5 VDC
	190 MA MAX AT 5.0 VDC W/ LED
SWITCHING SPEED	10 MILLISECONDS MAX

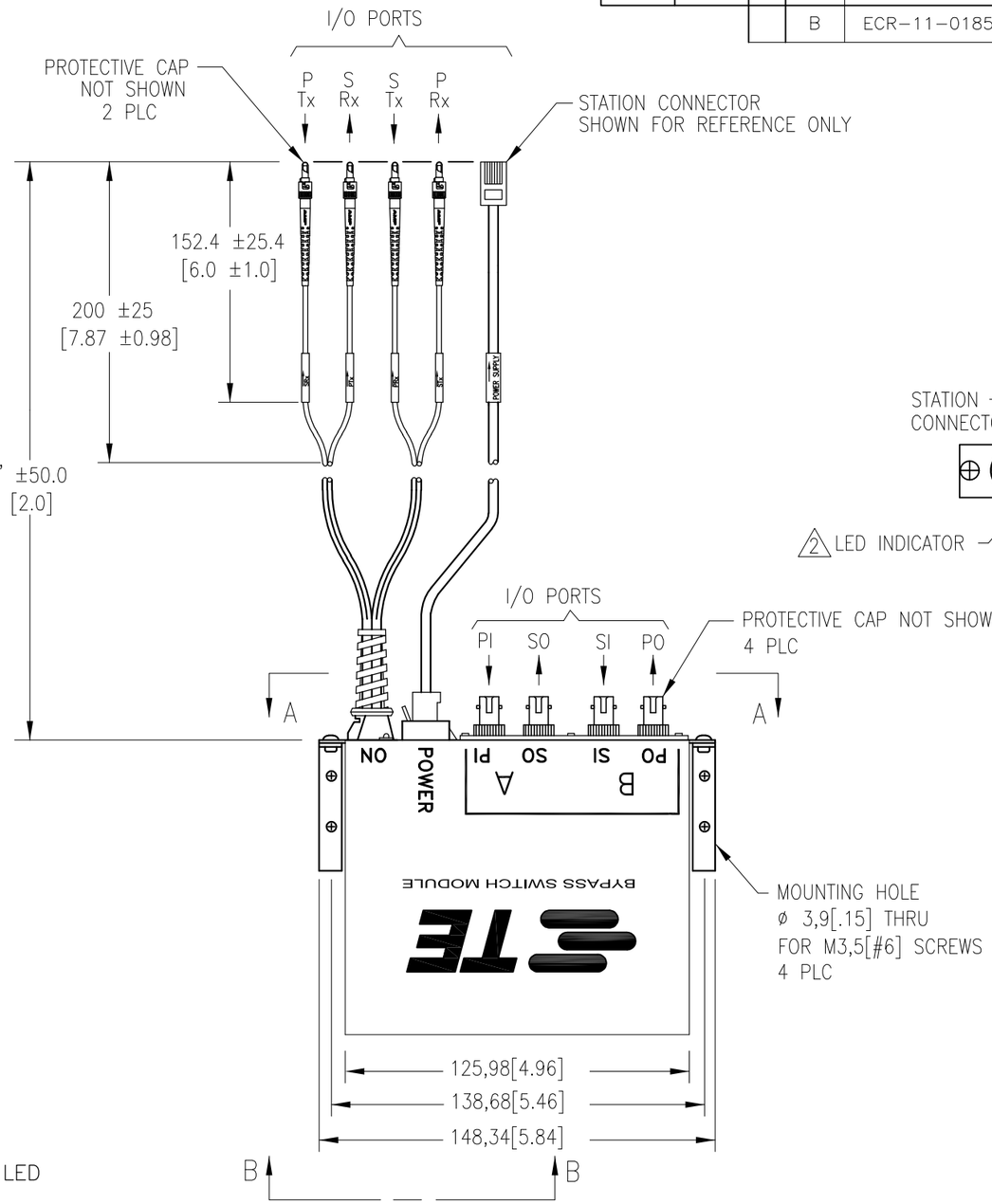

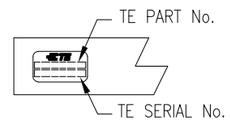

VIEW B-B

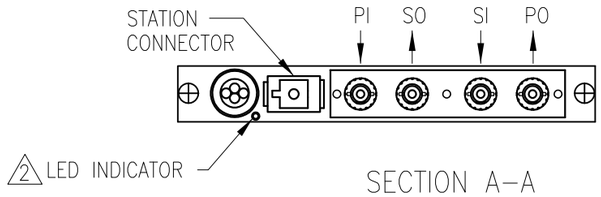

SECTION A-A

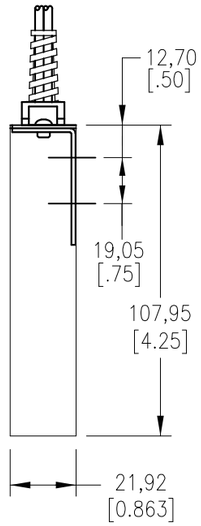

	KIT P/N	MODULE P/N	POWER CORD P/N	STATION CONNECTOR TYPE
	5209174-3	5209664-3	5209503-1	6 POS. SHIELDED MOD PLUG
	5209174-4	5209664-3	5209504-1	6 POS. SHIELDED MINI DIN
	5209174-6	5209664-3	5209506-1	4 POS. MOD PLUG
4 OBSOLETE	~~3-5209174-4~~	5209664-6	5209504-6	6 POS. SHIELDED MINI DIN

THIS DRAWING IS A CONTROLLED DOCUMENT.

DIMENSIONS: mm [INCHES]

TOLERANCES UNLESS OTHERWISE SPECIFIED:

0 PLC	± -
1 PLC	± 0.5 [.020]
2 PLC	± 0.38 [.015]
3 PLC	± -
4 PLC	± -
ANGLES	± 2°

MATERIAL -

FINISH -

DWN	S. MONGOLD	01FEB06
CHK	R. PAUL	01FEB06
APVD	F. ABENDSCHEIN	01FEB06
PRODUCT SPEC	—	
APPLICATION SPEC	—	
WEIGHT	—	

TE Connectivity

NAME — BYPASS SWITCH KIT, ST, ADAPTOR/ST PIGTAILS

SIZE	CAGE CODE	DRAWING NO	RESTRICTED TO
A3	00779	C- 5209174	—

CUSTOMER DRAWING

SCALE	SHEET	REV
1:1	1 OF 1	B