REV.	DESCRIPTION	DATE	DESIGNED
△			

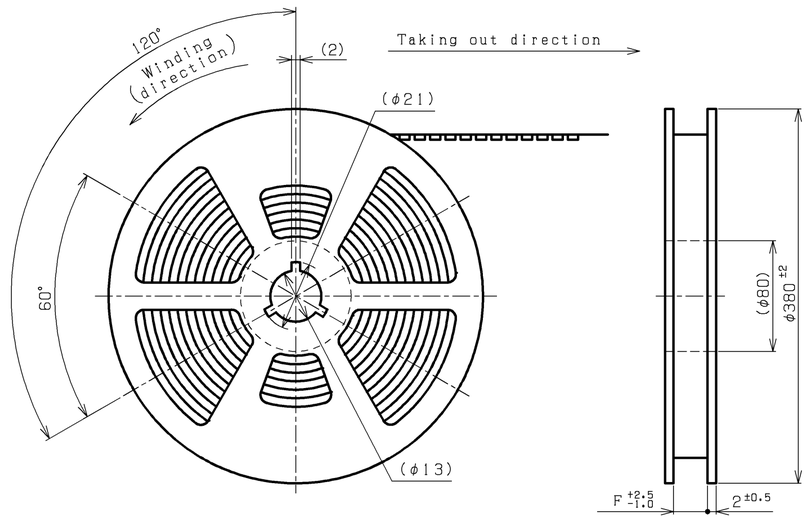

Cir-cuits	Dimensions					
	A	B	C	D	E	F
7	15.4	9.7	32.0	14.2	28.4	33.5
8	16.9	11.2	32.0	14.2	28.4	33.5
9	18.4	12.7	32.0	14.2	28.4	33.5
10	19.9	14.2	32.0	14.2	28.4	33.5
11	21.4	15.7	44.0	20.2	40.4	45.5
12	22.9	17.2	44.0	20.2	40.4	45.5

COLOR	Part No.
NATURAL	SM( )B-ZESS-TB (LF)(SN)
BLUE	SM( )B-ZEES-TB (LF)(SN)

NOTE

1. Connector part:See the DWG. of ZE connector.
2. Quantity to be packaged:1000pcs/reel
3. Leading tape length.

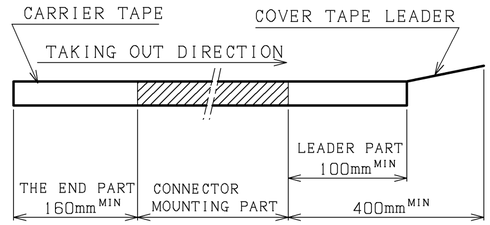

4. Cover tape peel strength:0.1~1N
(Peel speed:300mm/minute)

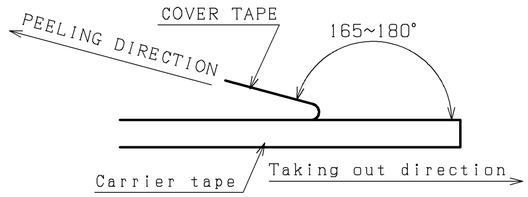

5. Material:Carrier tape;Polyester(PET)
Cover tape ;Polyester(PET)
Reel ;Flange;Polystyrene(PS)
Core ;Polypropylene(PP)
Polystyrene(PS)
6. Unless otherwise specified,
tolerances are ±0.3

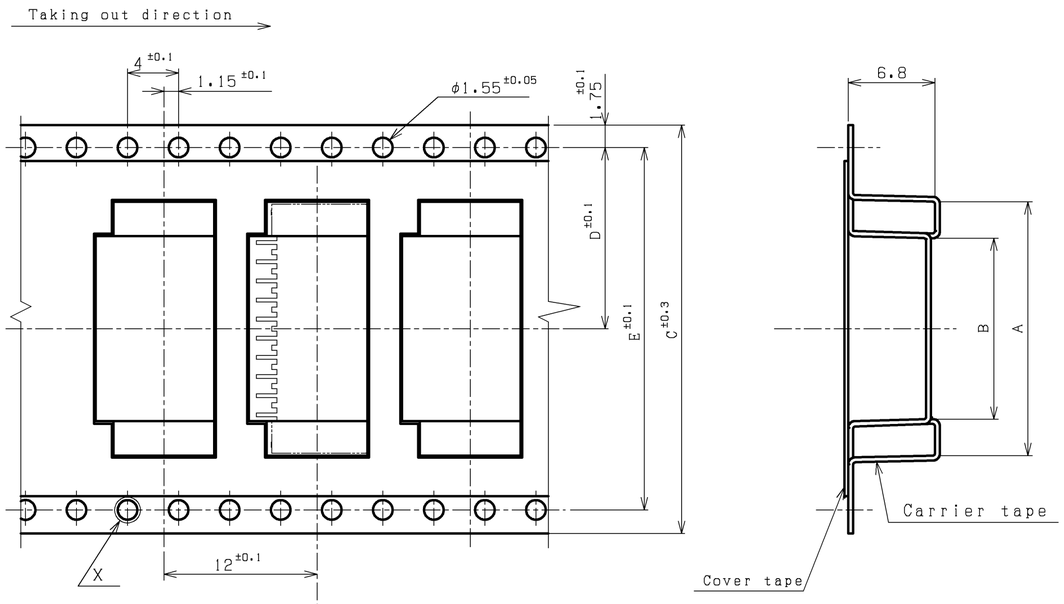

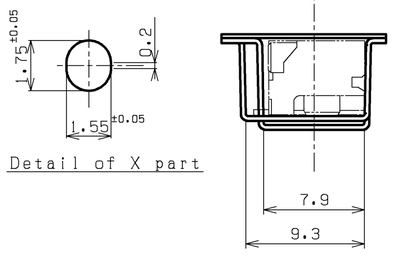

No.	PART NAME	MATERIAL	SURFACE FINISH	REMARKS

SIZE	UNIT	SCALE	PROJECTION	DATE
A2	METRIC	3:1		JAN.15.2007

APPROVED	CHECKED	DESIGNED	DRAWN
S.K	M.N	T.S	

JST J.S.T.MFG.CO., LTD.

CUSTOMER	[redacted]
SERIES NAME	ZE CONNECTOR
PART No.	SM( )B-ZE( )S-TB (LF)(SN)
DRAWING No.	KRD-40707 RO

EC4113-2

THIS DRAWING CONTAINS INFORMATION THAT IS PROPRIETARY TO J.S.T.
AND SHOULD NOT BE USED WITHOUT WRITTEN PERMISSION.