PRODUCT NO.	BUTTON LOCATION	BUTTON	PACKAGING SPEC	PRODUCT SPEC
54928-40RRS	RIGHT-RIGHT	BUTTON S (BLACK)	GS-14-557 (WITH SHIELD COVER)	110-374
54928-40RRSLF				
54928-40LLS	LEFT-LEFT			
54928-40LLSLF				
54928-40XLS	LEFT			
54928-40XLSLF				

REVISIONS				
REV	DESCRIPTION	ECN	BY	DATE
1	SKETCHED		M.H	12/20/'01
2	ADDED SHEET 2		M.H	6/28/'02
A	RELEASED	J04-0095	M.H	3/24/'04
B	REVISED	J05-0078	M.H	2/14/'05
C	REVISED	J05-0240	M.H	4/20/'05

12. 上下カバー装着品。

11. カードかん合端面より10mm範囲の寸法を示す。

10. タンシ根元寸法を示す。

9. 基板実装時の寸法を示す。

8. ネジ止めの推奨締付トルク：0.196N・m(2.0kgf・cm)MAX

7. 基板への取り付けはM2xP0.4ネジ及び座金を各4個使用する。

6. 取付ネジの長さは，使用する基板厚と＊寸法を確認のうえ選定のこと。

5. タンシ長さは表1に示す。

4. 推奨パターン寸法図は，"RE-AH"ボードコネクタ製品図に示す。

3. 本品は，"RE-AH"ボードコネクタと組み合わせて使用する。

2. 本体の色調は黒色。ボタンの色調は表参照。

注記 1. 本品は，基板上取付タイプ。

12. TOP/BOTTOM COVER ARE ATTACHED.

11. SHOW DIMENSIONS WITHIN 10mm OF END OF INSERTED CARD.

10. SHOW PIN ROOT DIMENSIONS.

9. SHOW P.C.BOARD MOUNTING DIMENSIONS.

8. RECOMMENDED TIGHTENING TORQUE:0.196N・m(2.0kgf・cm)MAX.

7. FOUR SIZE M2xP0.4 SCREWS WITH WASHER(CUSTOMER SUPPLIED) ARE REQUIRED FOR FASTENING CONNECTOR TO P.C.BOARD.

6. DETERMINE MOUNTING SCREW LENGTH UPON CHECKING P.C.BOARD THICKNESS AND '*' DIMENSION. ('*' SHOWS REQUIRED SCREW LENGTH FROM MOUNTING SURFACE.)

5. SEE TABLE1 FOR PIN CONTACT LENGTH.

4. SEE 'RE-AH' BOARD CONNECTOR PRODUCT DRAWING FOR RECOMMENDED PATTERN DIMENSIONS.

3. THIS PRODUCT USED WITH 'RE-AH' BOARD CONNECTOR.

2. BODY COLOR IS BLACK. BUTTON COLOR SEE TABLE.

NOTE 1. THIS PRODUCT IS ABOVE MOUNT TYPE.

No.	DESCRIPTION 名称	QTY 数量	MATERIAL 材料	FINISH 仕上	REMARKS 備考
⑪	HOLDER	1	GLASS FILLED LCP	–	UL 94V-0
⑩	NUT	2	STEEL	CHROMATE-TREAMEAT	UL 94V-0
⑨	PCB	1	GLASS EPOXY MULTI-LAYER	CONTACT AREA 0.05μmMin.GOLD OVER NICKEL	UL 94V-0
⑧	EARTH	2	STAINLESS STEEL	–	
⑦	SPACER	2	ZINC ALLOY	–	
⑥	SHIELD COVER (TOP/BOTTOM)	1/1	STEEL	ZINC PLATING	
⑤	SHROUD	2	COPPER ALLOY	CONTACT AREA 0.05μmMin.GOLD OVER 1.0μm Min.NICKELL	
④	BUTTON	2	ABS	–	UL 94HB
③	HDR HOUSING	2	GLASS FILLED LCP	–	UL 94V-0
②	CASE	2	GLASS FILLED PBT	–	UL 94V-0
①	PIN	2×68	COPPER ALLOY	CONTACT AREA0.1μmMin.GOLD OVER 1.0μm Min.NICKELL	

SHEET INDEX	ISSUE	C	B	B	B
	SH NO.	1	2	3	4

TOLERANCES UNLESS OTHERWISE SPECIFIED
LINEAR
ANGLES
MAT
FINISH

DR M. Hasegawa 4/20/'05
ENGR M. Hasegawa 4/20/'05
CHK 4/20/'05
APPD 4/20/'05

CUSTOMER COPY
THIRD ANGLE PROJ
UNIT MM ~~INCH~~

FCI

TITLE CARDBUS IIIe 2-STEP SLOT CONNECTOR ABOVE MOUNT
PRODUCT FAMILY 5ASF Header CB III Economy
CODE JP
SCALE 2/1 | SIZE C | DWG. NO. 5492B | REV C | SHEET 1 of 4

DF-003A REV F

DO NOT SCALE PRINT THIS INFORMATION IS CONFIDENTIAL AND IS DISCLOSED TO YOU ON CONDITION THAT NO FURTHER DISCLOSURE IS MADE BY YOU TO OTHER THAN FCI PERSONNEL WITHOUT WRITTEN AUTHORIZATION FROM FCI JAPAN K.K.

PRODUCT NO.
54928-40RRS
54928-40RRSLF

REVISIONS				
REV	DESCRIPTION	ECN	BY	DATE
1	SKETCHED		M.H	6/28/'02
A	RELEASED	J04-0095	M.H	3/24/'04
B	RELEASED	J05-0076	M.H	2/14/'05

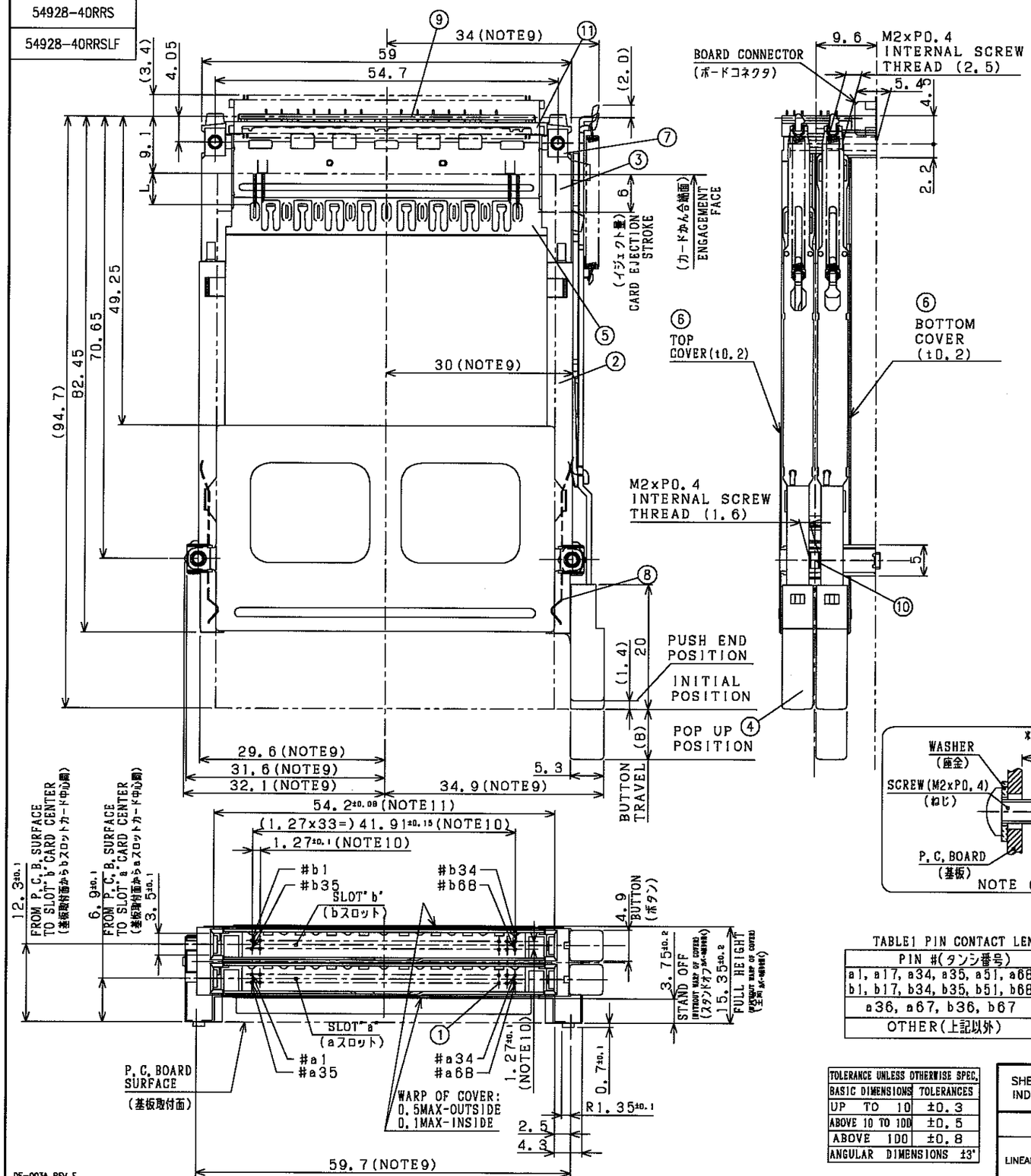

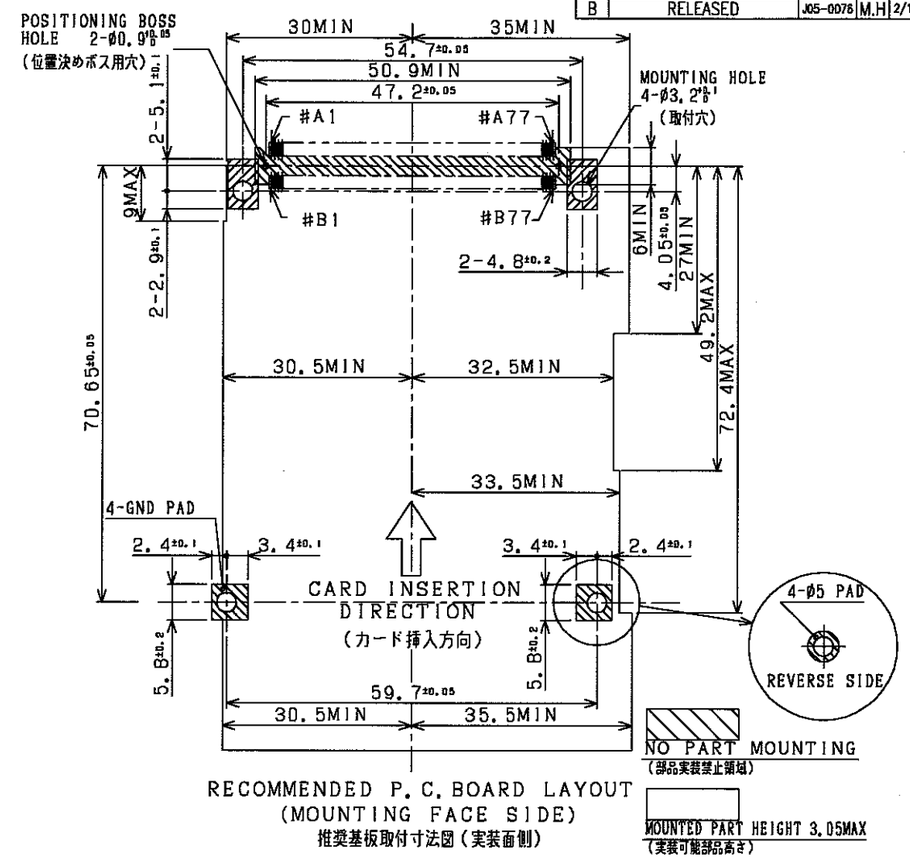

RECOMMENDED P.C.BOARD LAYOUT
(MOUNTING FACE SIDE)
推奨基板取付寸法図(実装面側)

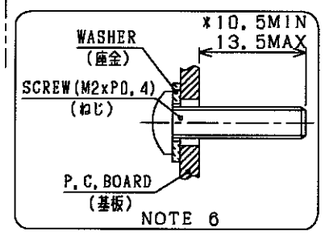

TABLE1 PIN CONTACT LENGTH LIST

PIN #(タンシ番号)	L (mm)
a1, a17, a34, a35, a51, a68 b1, b17, b34, b35, b51, b68	5.00±0.1
a36, a67, b36, b67	3.50±0.1
OTHER(上記以外)	4.25±0.1

TOLERANCE UNLESS OTHERWISE SPEC.	
BASIC DIMENSIONS	TOLERANCES
UP TO 10	±0.3
ABOVE 10 TO 100	±0.5
ABOVE 100	±0.8
ANGULAR DIMENSIONS	±3°

SHEET INDEX	ISSUE	
	SH NO.	

TOLERANCES UNLESS OTHERWISE SPECIFIED	MAT	DR M.Hasegawa	DATE 2/14/'05	CUSTOMER COPY
LINEAR	FINISH	ENGR M.Hasegawa	2/14/'05	THIRD ANGLE PROJ
ANGLES		CHK	2/14/'05	UNIT MM INCH
		APPD	2/14/'05	

FCI

TITLE: CARDBUS IIIe 2-STEP SLOT CONNECTOR ABOVE MOUNT

PRODUCT FAMILY: 5ASF Header CB III Economy

CODE JP	SCALE	SIZE	DWG. NO.	REV	SHEET
	2/1	C	54928	B	2 OF

DF-003A REV F

DO NOT SCALE PRINT THIS INFORMATION IS CONFIDENTIAL AND IS DISCLOSED TO YOU ON CONDITION THAT NO FURTHER DISCLOSURE IS MADE BY YOU TO OTHER THAN FCI PERSONNEL WITHOUT WRITTEN AUTHORIZATION FROM FCI JAPAN K.K.

PRODUCT NO.
54928-40LLS
54928-40LLSLF

REVISIONS				
REV	DESCRIPTION	ECN	BY	DATE
B	REVISED	J05-0076	M.H	2/14/'05
1	SKETCHED		M.H	9/25/'03
A	RELEASED	J04-0095	M.H	3/24/'04

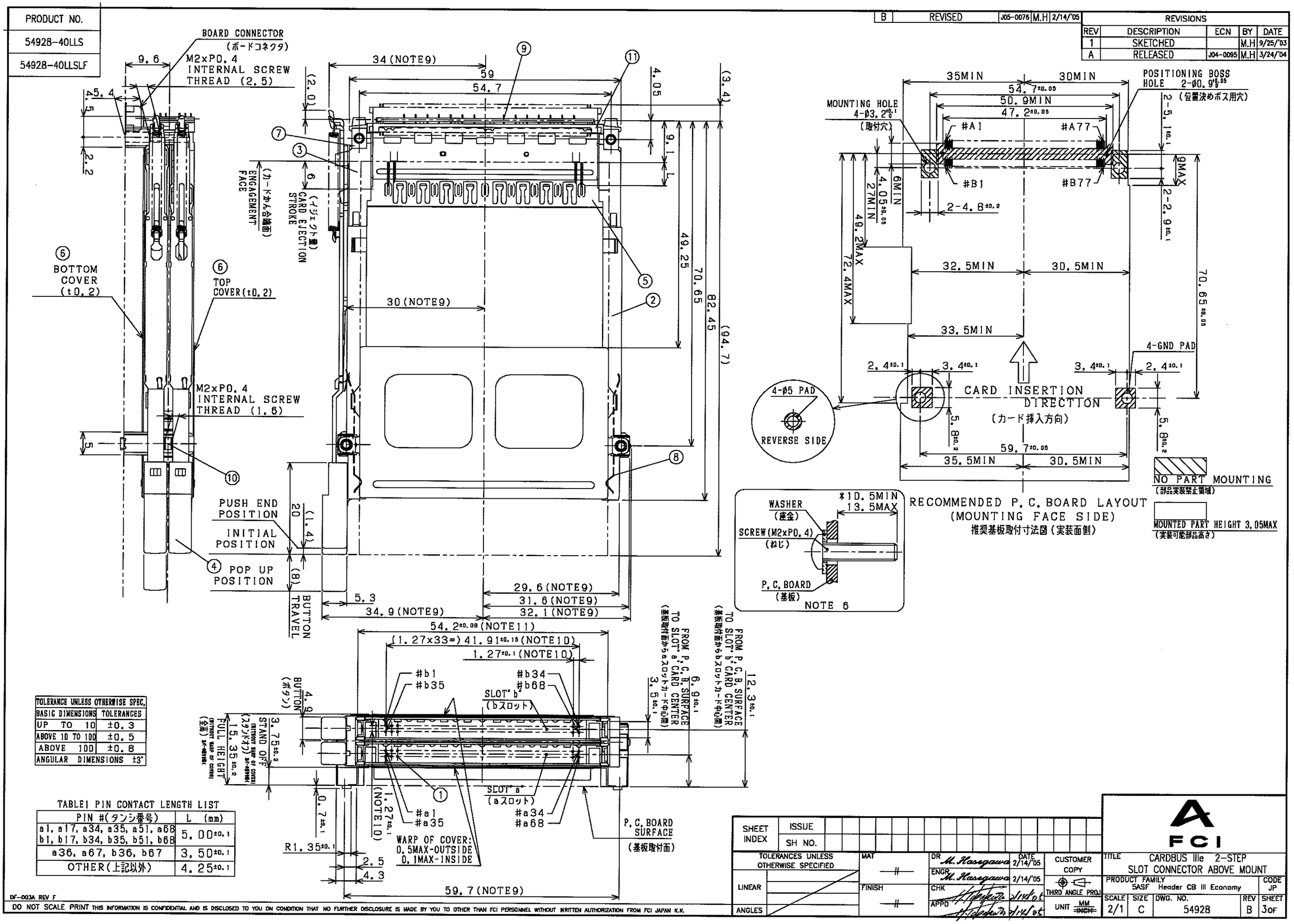

TOLERANCE UNLESS OTHERWISE SPEC.	
BASIC DIMENSIONS	TOLERANCES
UP TO 10	±0.3
ABOVE 10 TO 100	±0.5
ABOVE 100	±0.8
ANGULAR DIMENSIONS	±3°

TABLE1 PIN CONTACT LENGTH LIST

PIN #(タンシ番号)	L (mm)
a1, a17, a34, a35, a51, a68 b1, b17, b34, b35, b51, b68	5.00±0.1
a36, a67, b36, b67	3.50±0.1
OTHER(上記以外)	4.25±0.1

DF-003A REV F

DO NOT SCALE PRINT THIS INFORMATION IS CONFIDENTIAL AND IS DISCLOSED TO YOU ON CONDITION THAT NO FURTHER DISCLOSURE IS MADE BY YOU TO OTHER THAN FCI PERSONNEL WITHOUT WRITTEN AUTHORIZATION FROM FCI JAPAN K.K.

SHEET INDEX | ISSUE | SH NO.

TOLERANCES UNLESS OTHERWISE SPECIFIED
LINEAR
ANGLES
MAT
FINISH

DR M.Hasegawa DATE 2/14/'05
ENGR M.Hasegawa 2/14/'05
CHK
APPD

CUSTOMER COPY
THIRD ANGLE PROJ
UNIT MM ~~INCH~~

FCI

TITLE CARDBUS IIIe 2-STEP SLOT CONNECTOR ABOVE MOUNT

PRODUCT FAMILY 5ASF Header CB III Economy | CODE JP

SCALE	SIZE	DWG. NO.	REV	SHEET
2/1	C	54928	B	3 OF

PRODUCT NO.
54928-40XLS
54928-40XLSLF

REVISIONS				
REV	DESCRIPTION	ECN	BY	DATE
A	RELEASED	J04-0095	M.H	3/24/'04
B	REVISED	J05-0076	M.H	2/14/'05

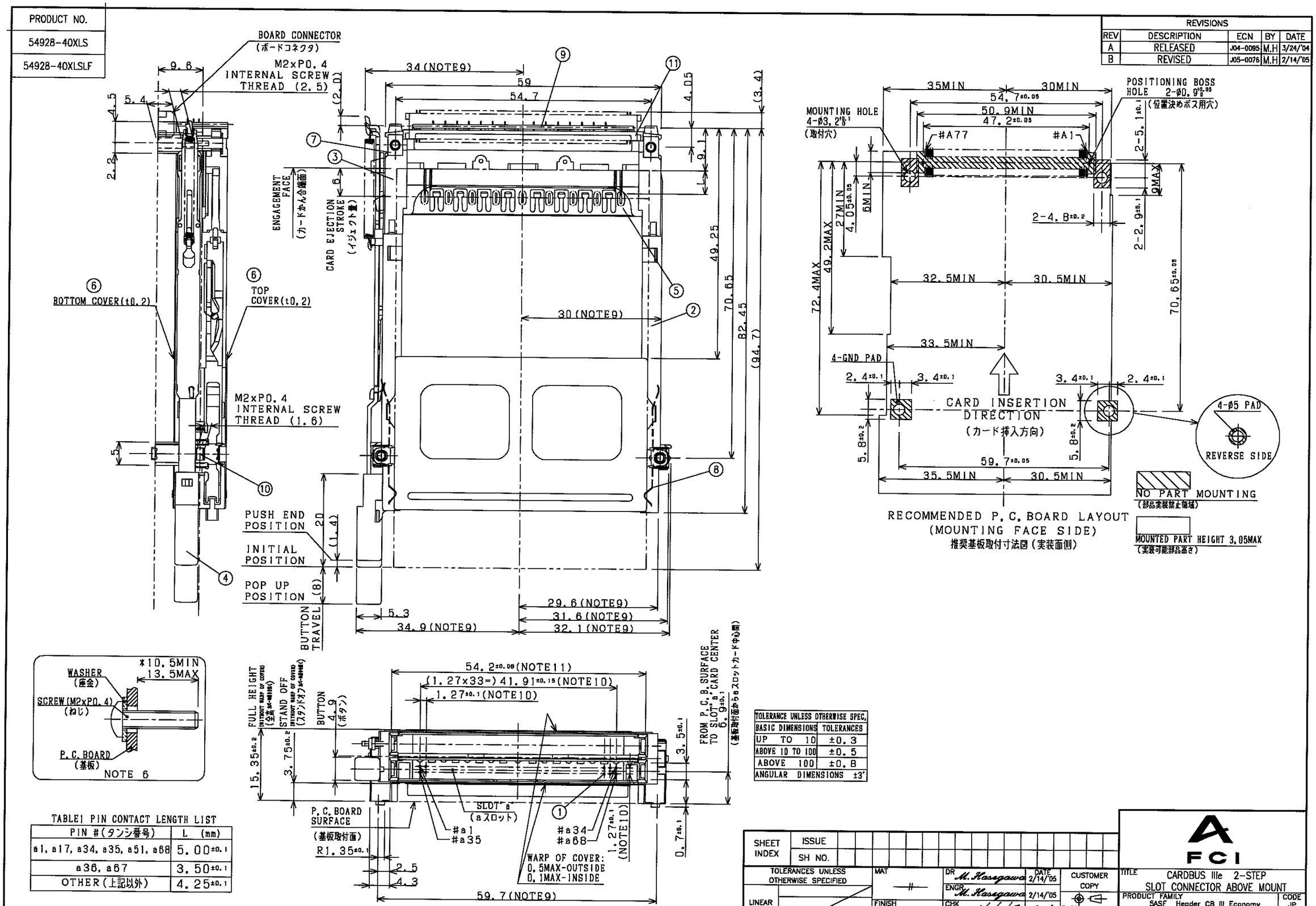

TABLE1 PIN CONTACT LENGTH LIST

PIN #(タンシ番号)	L (mm)
a1, a17, a34, a35, a51, a68	5.00±0.1
a36, a67	3.50±0.1
OTHER(上記以外)	4.25±0.1

TOLERANCE UNLESS OTHERWISE SPEC.	
BASIC DIMENSIONS	TOLERANCES
UP TO 10	±0.3
ABOVE 10 TO 100	±0.5
ABOVE 100	±0.8
ANGULAR DIMENSIONS	±3°

SHEET INDEX	ISSUE	SH NO.

TOLERANCES UNLESS OTHERWISE SPECIFIED
LINEAR
ANGLES

MAT —
FINISH —

DR M.Hasegawa DATE 2/14/'05
ENGR M.Hasegawa 2/14/'05
CHK
APP'D

CUSTOMER COPY
THIRD ANGLE PROJ
UNIT MM ~~INCH~~

FCI

TITLE CARDBUS IIIe 2-STEP SLOT CONNECTOR ABOVE MOUNT
PRODUCT FAMILY SASF Header CB III Economy
CODE JP

SCALE	SIZE	DWG. NO.	REV	SHEET
2/1	C	54928	B	4 OF

DF-003A REV F

DO NOT SCALE PRINT THIS INFORMATION IS CONFIDENTIAL AND IS DISCLOSED TO YOU ON CONDITION THAT NO FURTHER DISCLOSURE IS MADE BY YOU TO OTHER THAN FCI PERSONNEL WITHOUT WRITTEN AUTHORIZATION FROM FCI JAPAN K.K.