THIS DRAWING IS UNPUBLISHED. RELEASED FOR PUBLICATION - ,- .
© COPYRIGHT - By - ALL RIGHTS RESERVED.

LOC	DIST
—	—

REVISIONS

P	LTR	DESCRIPTION	DATE	DWN	APVD
	K	REV PER ECO 13-000277	1-25-13	CT	RL

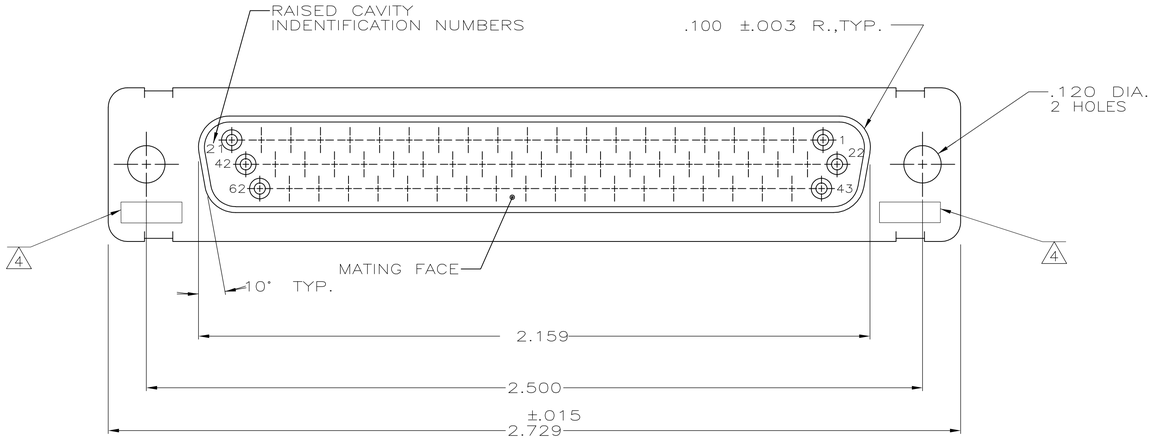

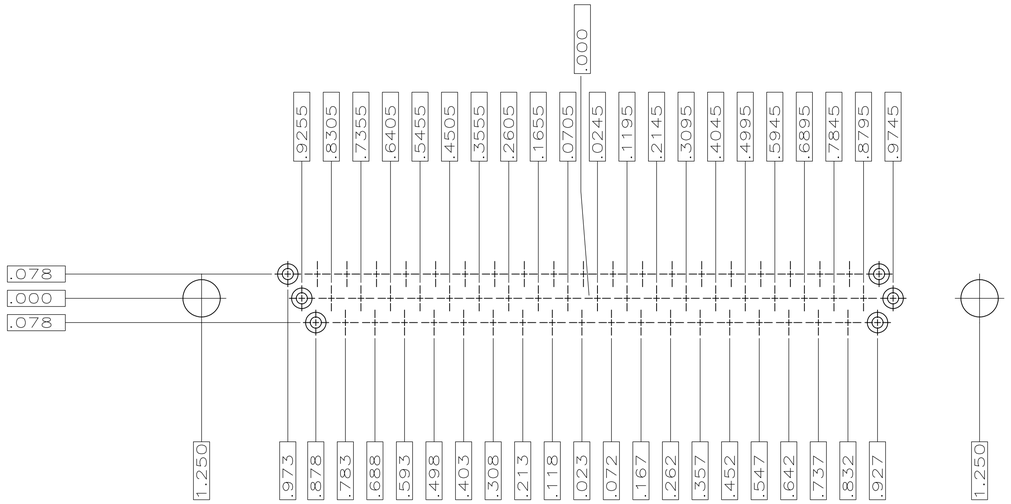

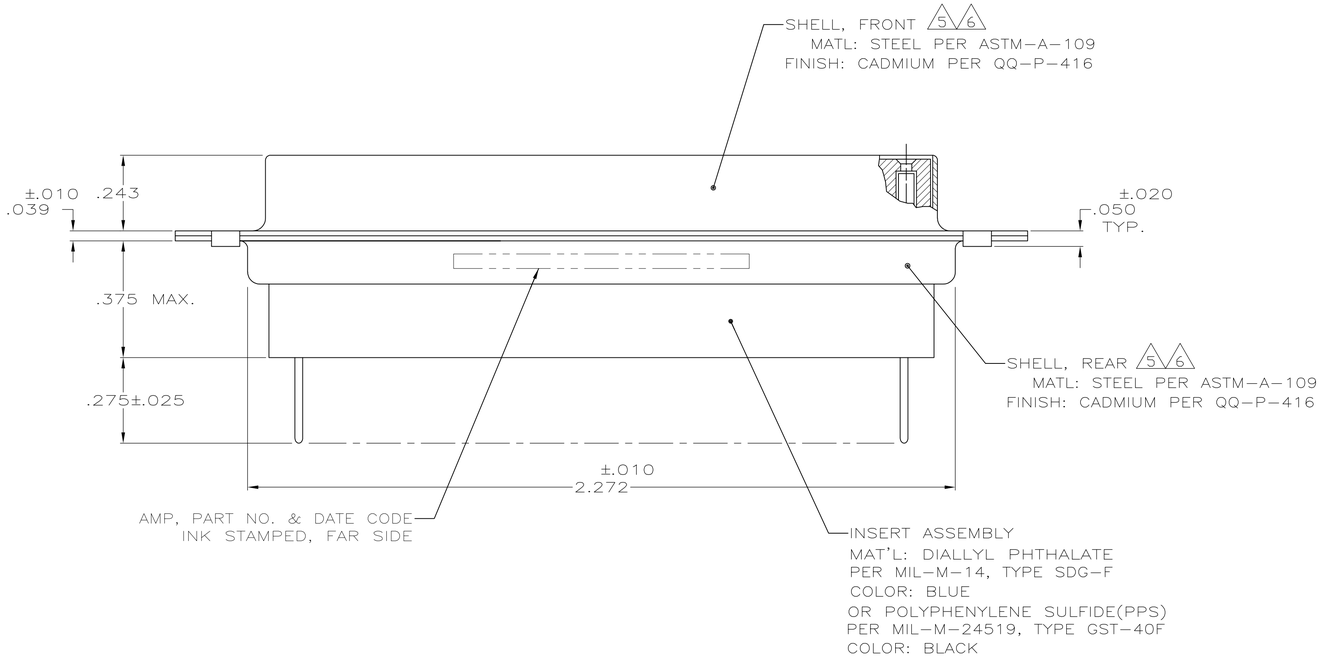

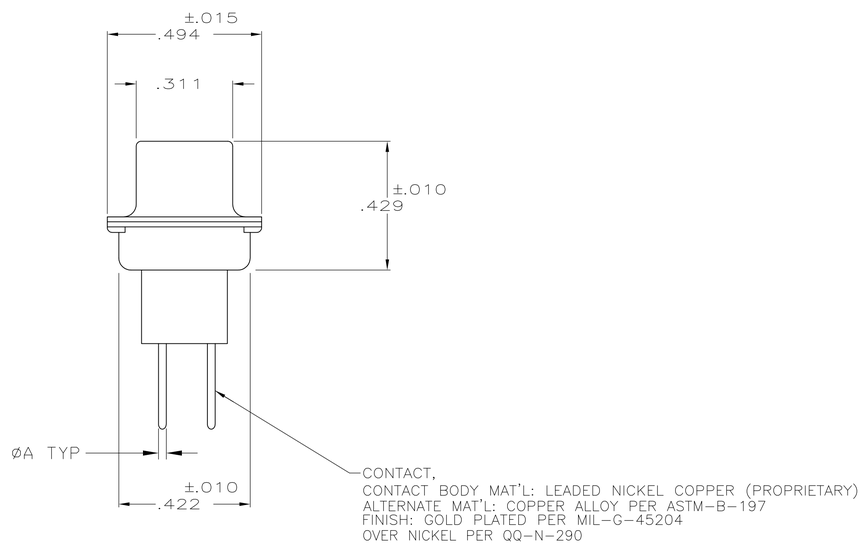

PRELIMINARY- NOT RELEASED FOR PRODUCTION

REMARKS	DIM A	PART NO.
6	.025	5-208875-1
5	.018	208875-2
5	.025	208875-1

1. .040 DIA HOLE IS RECOMMENED FOR P.C. BOARD.
2. CONNECTOR MATES WITH ANY AMP 62 POSN PLUG.
3. REPLACEMENT SOCKET AMP# 207684-4.

4 UL/CSA DESIGNATION STAMPED IN THIS AREA, OPTIONAL.

5 FINISH: CADIUM PER QQ-P-614.

6 FINISH: ZINC PER ASTM-B-633 .000200-.000400 THK WITH SUPPLEMENTARY CHROMATE (Cr3+).

THIS DRAWING IS A CONTROLLED DOCUMENT.

DIMENSIONS: INCHES

TOLERANCES UNLESS OTHERWISE SPECIFIED:
0 PLC ± –
1 PLC ± –
2 PLC ± –
3 PLC ± .005
4 PLC ± –
ANGLES ± –

MATERIAL: SEE CALLOUTS
FINISH: SEE CALLOUTS

DWN C.C.THOMAS 1-8-88
CHK F.C.BALLEW III 1-25-88
APVD F.BALLEW 1-25-88
PRODUCT SPEC —
APPLICATION SPEC —
WEIGHT —

TE Connectivity

NAME: AMPLIMITE 62 POSN. RCPT. ASSY., WITH LOADED POSTED CONTACTS, SIZE 4, SERIES 90

SIZE	CAGE CODE	DRAWING NO	RESTRICTED TO
A1	00779	C-208875	—

CUSTOMER DRAWING | SCALE 4:1 | SHEET 1 OF 1 | REV K

4805 (3/11)