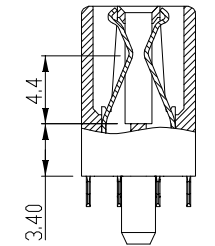
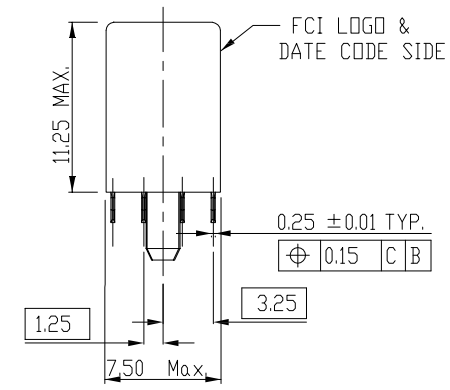
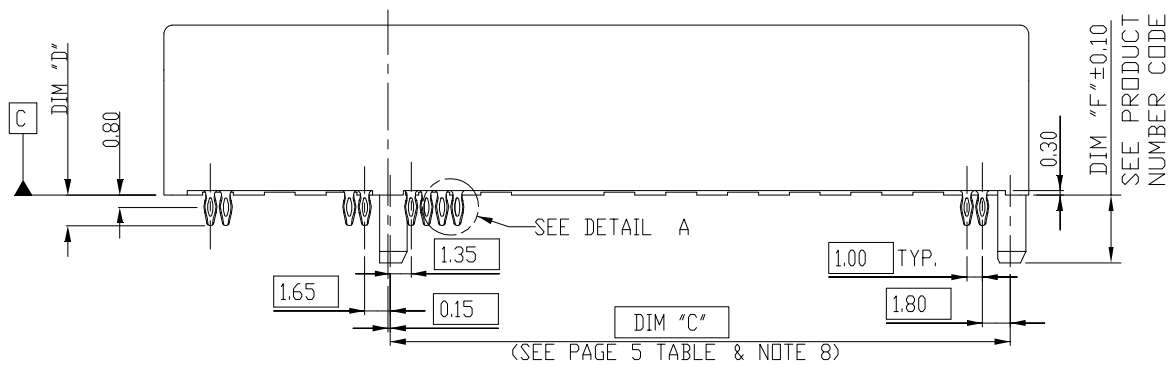
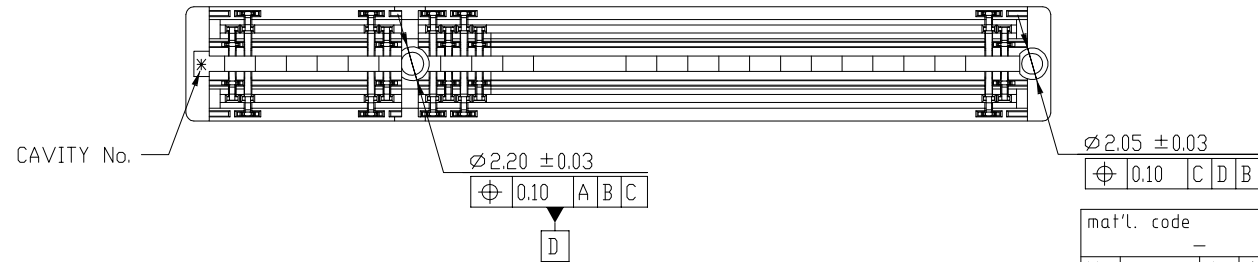


DETAIL A
SCALE 8.000



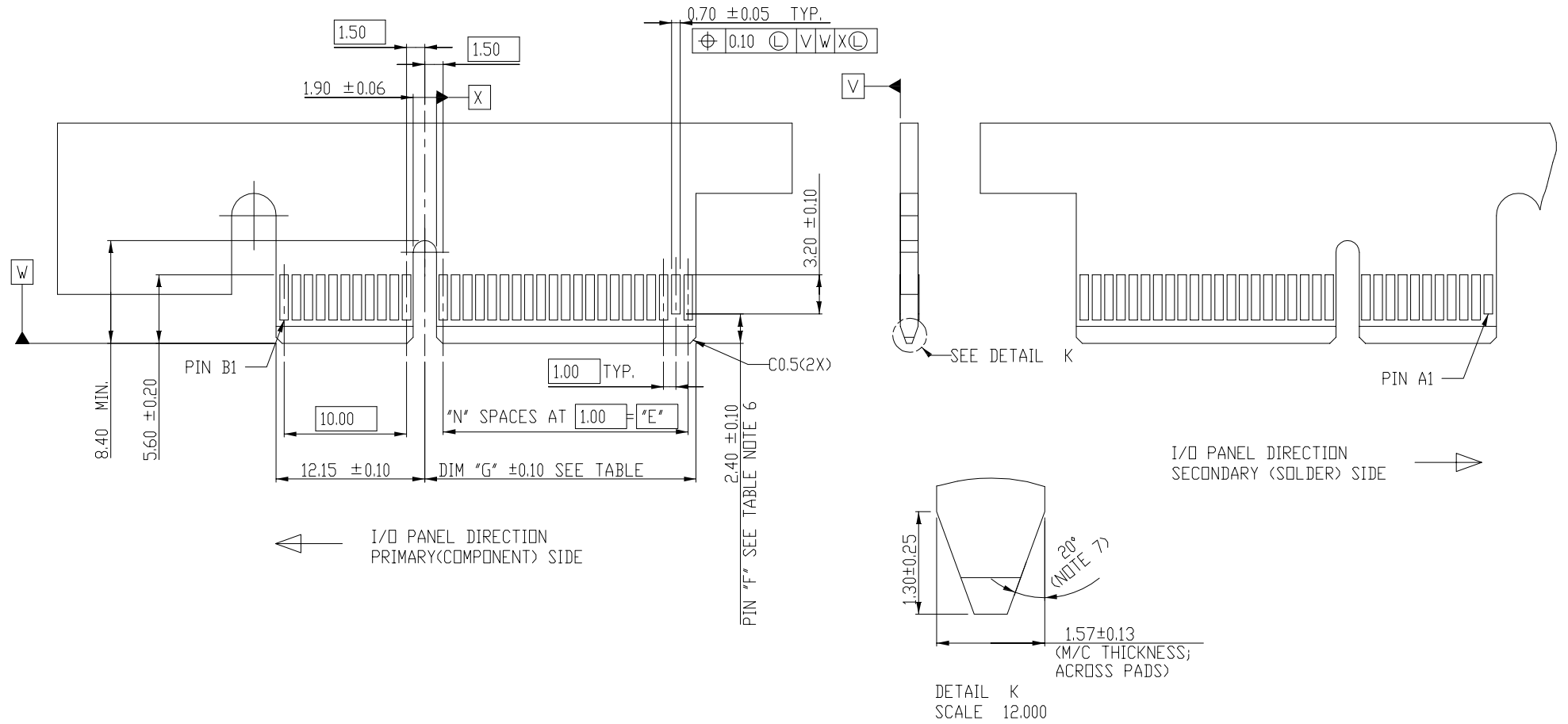
SECTION A-A
SCALE 2.000



PRODUCT DIMENSION TABLE FOR EACH TYPES

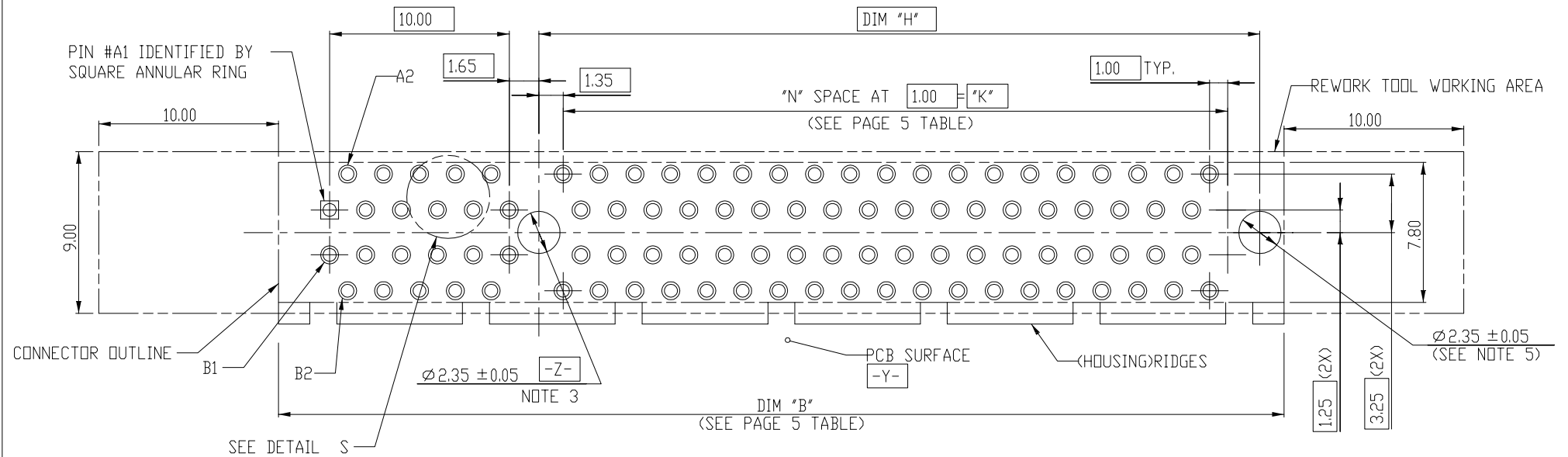
CONNECTOR	# POS REF.	N	DIM 'A'	DIM 'B'	DIM 'C'	DIM 'E'
1 PORT	36	6	7.65	25.00	9.15	6.00
4 PORT	64	20	21.65	39.00	23.15	20.00
8 PORT	98	37	38.65	56.00	40.15	37.00
16 PORT	164	70	71.65	89.00	73.15	70.00

mat'l. code	-	surface	-	tolerance	ASME_Y14.5	projection	product family	PCI_EXPRESS
lfr	ecn no	dr	date	tolerances unless otherwise specified		MM	title	PCI_EXPRESS_CARD_EDGE_GEN3 PREES_FIT_ASS'Y
C	T09-1159	RC	12/16/2009	angles	.02±0.30			
D	DG-008068	HT	11/22/2011	lineal	.00±0.20	scale N/A	dwg no	sheet 1 of 6
E	ELX-DG-21161-1	ST	05/27/15	±2'	.000±0.10	Amphenol FCI		
F	ELX-DG-22909	LZH	12/30/2015	dr	ZHENHUA_LIU		2015-11-13	type
G	ELX-DG-24598	LZH	07/22/2016	engr	ZHENHUA_LIU	2015-11-13		
H	ELX-DG-25223	LZH	10/26/2016	chr	STONE_LI	2015-11-13		
				appd	PM_ZHENG	2015-11-13		
sheet index	revision	H						



POS. REF.	N	DIM "G"	"F"
36	6	8.15	B17
64	20	22.15	B31
98	37	39.15	B48
164	70	72.15	B81

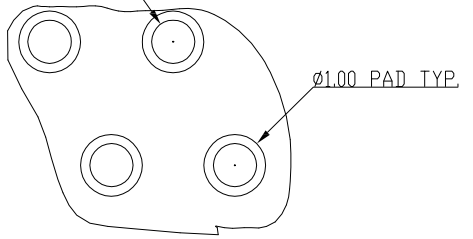
mat'l. code		surface		tolerance		projection		product family	
-		-		ASME_Y14.5		MM		PCI_EXPRESS	
lfr		ecn no		dr		date		title	
								PCI_EXPRESS_CARD_EDGE_GEN3	
								PREES_FIT_ASS'Y	
								dwg no	
								sheet 2 of 6	
								size	
								A4	
								type	
								CUSTOMER Drawing	
sheet index		revision sheet		H					



RECOMMENDED FOOTPRINT

POS. REF.	N	DIM "H"	DIM "K"
36	6	9.15	6.00
64	20	23.15	20.00
98	37	40.15	37.00
164	70	73.15	70.00

Ø0.70±0.08_TYP.
 ⊕ Ø0.10 ⊕ Y Z ⊕
 (SEE NOTE 9 FOR PLATING DETAIL)

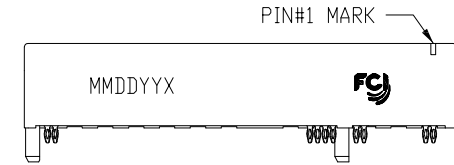


DETAIL S
SCALE 8.000

mat'l. code		surface		tolerance		projection		product family	
-		-		ASME_Y14.5		⊕		PCI_EXPRESS	
lfr		ecn no		dr		date		title	
								PCI_EXPRESS_CARD_EDGE_GEN3	
								PREES_FIT_ASS'Y	
								dwg no	
								sheet 3 of 6	
								size	
								A4	
								type	
								CUSTOMER Drawing	
sheet index		revision sheet		H					

NOTES:

1. MATERIAL:
 - HOUSING: HIGH PERFORMANCE RESIN, GLASS FILLED UL94V-0 RATED
 - TERMINAL: COPPER ALLOY
 - PLATING: 50u" NICKEL UNDERPLATE ALL OVER TERMINAL
 - CONTACT AREA PLATING - SEE PRODUCT NUMBER CODE
 - CONTACT TAIL: TIN OR Sn/Pb - 100u" MIN. OVER 50u" NICKEL
2. P/N SEE TABLE AND PRODUCT NUMBER CODE : DESH-XXXXTLF FOR TRAY PACKAGING.
3. PACKAGING SPECIFICATION: GS-14-974
4. PRODUCT SPECIFICATION : GS-12-584
- △ THE HORIZONTAL AXIS FOR THE HOLE PATTERN IS ESTABLISHED BY A LINE THROUGH THE CENTER OF THE TWO Ø2.35 HOLES. THE VERTICAL AXIS IS 90° TO THE HORIZONTAL AXIS, THROUGH THE CENTER OF DATUM Z.
- △ NO TIE BAR PERMITTED FROM CARD EDGE TO LEADING EDGE OF PAD FOR PINS A1 AND PIN NUMBERS "F".
- △ CHAMFER EDGES MUST BE FREE OF CUTTING BURRS.
- △ DIMENSION APPLIES AT CENTER OF PLASTIC PEGS, DIMENSION SHOWN IS TO CENTER LINE OF PEGS.
- △ ALL PTH SHOULD BE 0.70~0.82 mm DIA DRILLED AND 0.025 mm MIN. ELECTRO-DEPOSITED COPPER THK ON THROUGH HOLE WALL.
10. PRODUCT RoHS DEFINITIONS:
 - a-IF TERMINAL PLATING OPTION IS "0,1,2 OR 3" WHICH MEANS PRODUCT IS 'ROHS COMPATIBLE'. THERE WILL BE "LF" SUFFIX IN THE END.
 - b-"LF" MEANS THE PRODUCT IS LEAD-FREE, 2um MINIMUM MATTE TIN OVER 1.27um MINIMUM NICKEL UNDERPLATE.
11. THE PRODUCT IS NOT INTENDED TO BE EXPOSED TO A MANUFACTURING SOLDER PROCESS.



DATE CODE:
MDDYY:MONTH/DAY/YEAR
X: "K" - GEN.2 MARK

A

HOUSING COLOR OPTION: 10082378 - X X X X X X X X

- 1: BLACK
- 2: NATURAL

- 0: NON-RIDGE TYPE FOR DIM "F"= 4.40
 - 1: RIDGE TYPE FOR DIM "F"= 4.40
 - 2: NON-RIDGE TYPE FOR DIM "F"= 2.00
 - 3: RIDGE TYPE FOR DIM "F"= 2.00
- (SEE SIDE VIEW OF THIS PAGE)

TERMINAL PLATING OPTIONS

- 0-50u" Ni UNDERPLATE
30u" Au CONTACT AREA
100u" TIN TAIL AREA -----RoHS COMPATIBALE
- 1-50u" Ni UNDERPLATE
15u" Au CONTACT AREA
100u" TIN TAIL AREA -----RoHS COMPATIBALE
- 2-50u" Ni UNDERPLATE
GOLD FLASH CONTACT AREA
100u" TIN TAIL AREA -----RoHS COMPATIBALE
- 3-50u" Ni UNDERPLATE
30u" Au CONTACT AREA
36u"-102u" TIN TAIL AREA -----RoHS COMPATIBALE

LEAD FREE OPTION
"LF": LEAD-FREE

PACKAGING OPTIONS
T-TRAY PACKAGING
R-TAPE & REEL PACKAGING WITHOUT MYLAR (FOR 36, 64, 98P)
S-ANTI-STATIC TRAY PACKAGING(FOR 64P,98P AND 164P ONLY).

POS OPTIONS

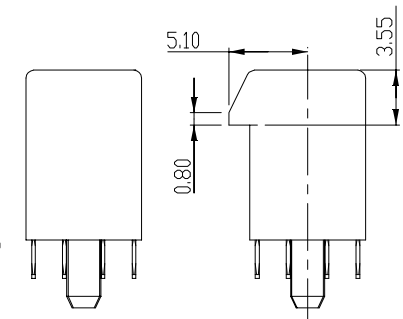
- 0-36
- 1-64
- 2-98
- 3-164

TAIL LENGTH OPTIONS

	DIM "D"	PCB THICKNESS
0	2.00±0.20	2.36
1	3.25±0.20	4.19

NON RIDGE TYPE

RIDGE TYPE



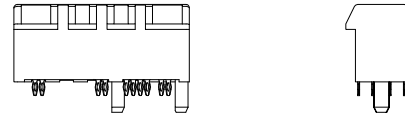
B

mat'l. code		surface		tolerance		projection		product family	
-		-		ASME_Y14.5		⊕		PCI_EXPRESS	
lfr		ecn no		dr		date		title	
								PCI_EXPRESS_CARD_EDGE_GEN3	
								PREES_FIT_ASS'Y	
								dwg no	
								sheet 4 of 6	
								size	
								A4	
								type	
								CUSTOMER Drawing	
sheet index		revision sheet		H					

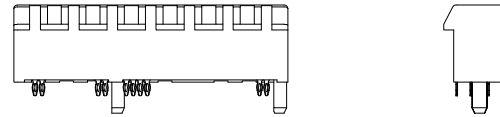
A

5

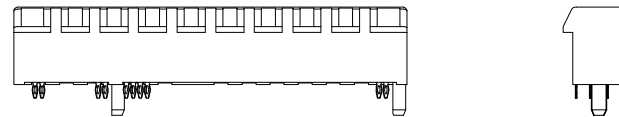
B



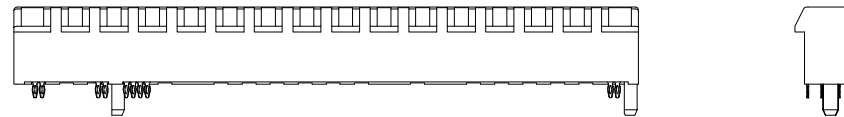
36 PIN RIDGE TYPE FRONT VIEW



64 PIN RIDGE TYPE FRONT VIEW



98 PIN RIDGE TYPE FRONT VIEW



164 PIN RIDGE TYPE FRONT VIEW

A

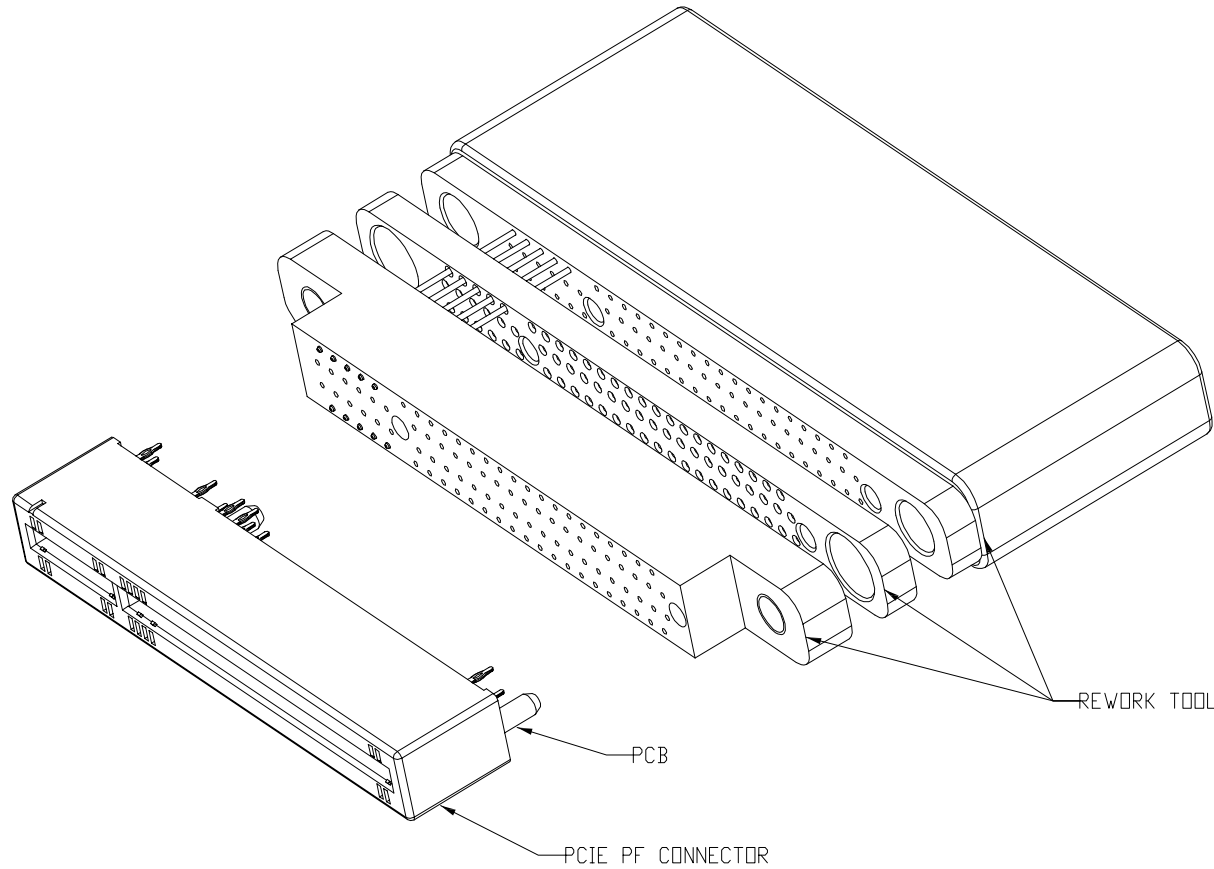
A

B

5

B

mat'l. code		-		surface	-	tolerance	ASME_Y14.5	projection	product family	PCI_EXPRESS	
ltr	ecn no	dr	date	tolerances unless otherwise specified				 MM	title		
				angles	±2'	linear	.02±0.30		PCI_EXPRESS_CARD_EDGE_GEN3 PREES_FIT_ASS'Y		
							.00±0.20	scale	N/A		
				dr	ZHENHUA_LIU	2015-11-13	.000±0.10		dwg no		sheet 5 of 6
				enfr	ZHENHUA_LIU	2015-11-13			10082378		size
				chr	STONE_LI	2015-11-13					A4
				appd	PM_ZHENG	2015-11-13			type		CUSTOMER Drawing
sheet index	revision sheet	H									



CONNECTOR REWORK TOOL & ILLUSTRATION
(SEE APPLICATION SPECIFICATION GS-20-117
FOR DETAILS)

mat'l. code		-		surface	-	tolerance	ASME_Y14.5	projection	product family	PCI_EXPRESS		
lfr	ecn no	dr	date	tolerances unless otherwise specified				 MM	title			
				angles	±2'	line of fit	.02±0.30 .00±0.20 .000±0.10		PCI_EXPRESS_CARD_EDGE_GEN3 PREES_FIT_ASS'Y			
				dr	ZHENHUA_LIU	2015-11-13			dwg no		sheet 6 of 6	size
				enfr	ZHENHUA_LIU	2015-11-13			10082378		A4	
				chr	STONE_LI	2015-11-13			type			CUSTOMER Drawing
				appd	PM_ZHENG	2015-11-13						
sheet index	revision sheet	H										