Single pole, multiclamp terminal blocks

Screw clamp

DIN 1 - 3

refer to the section "Special Applications" for part numbers and characteristics.

End stop		th. 9 mm	**BADL**	V0	1SNA **399 903** R0200
End stop		th. 10 mm	**BAM2**	V2	1SNA **206 351** R1600
End stop		th. 10 mm	**BAM2 V0**	V0	1SNA **296 351** R0000
Rail		35 x 7,5 x 1	**PR3.Z2**		1SNA **174 300** R1700
Rail		35 x 15 x 2,3	**PR4**		1SNA **168 500** R1200
Rail		35 x 15 x 1,5	**PR5**		1SNA **168 700** R2200
Rail		32 x 15 x 1,5	**PR1.Z2**		1SNA **163 050** R0400

Other end stops, rails and accessories : see section on accessories.

Characteristics

Wire size		IEC NFC DIN	UL	CSA
Screw clamp	Solid wire	0,2-4 mm²	22-10 AWG	12 AWG maxi.
	Stranded wire	0,22-4 mm²	22-10 AWG	12 AWG maxi.
Voltage				
Rated		800 V	600 V	600 V
Pulse		8 kV		
Pollution degree		3		
Current				
Rated		32 A	20 A	25 A
Wire size				
Rated / Gauge		4 mm² / A4	10 AWG	12 AWG

Wire strip. length	Recomm. Screwdriver	Recomm. torque	Protection
9,5 mm	4 mm	0,5-0,8 Nm	IP 20
.37"	*.157"*	*4.4-7.1 lb.in*	*NEMA 1*

Notes

The use of some accessories may decrease the block's voltage rating. For more information, consult us.

M 4/6.3A...

Spacing 6 mm + 0,1 *(.238")*

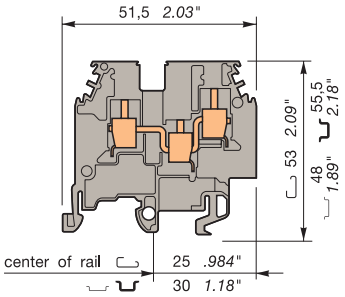

Standard 6 mm block. 1SNA **115 468** R**2**000

Colour		Type	Part numbers
Standard blocks			
Grey		**M 4/6.3A**	1SNA **115 468** R**2**000
Blue		**M 4/6.3A.N**	1SNA **125 468** R**2**200
Beige V0		**M 4/6.3A.V0**	1SNA **195 468** R**2**100
M 4/6.3A with partition			
Grey		**M 4/6.3A.1**	1SNA **115 483** R**0**000

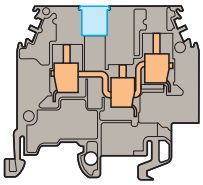

Accessories

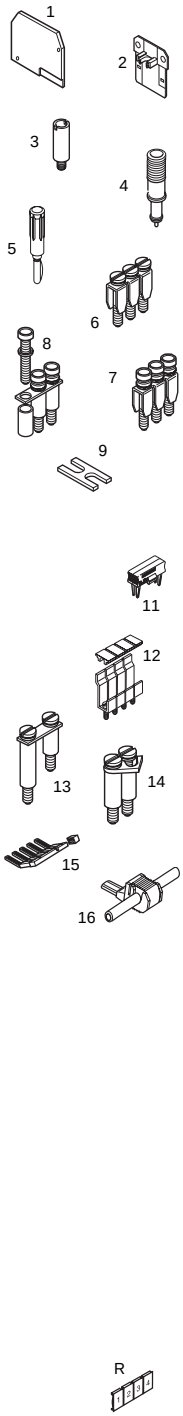

			Type			Part numbers
1	End section	grey	FEM3A		th. 3,0 mm	1SNA **116 576** R**1**500
		blue	FEM3A		th. 3,0 mm	1SNA **126 576** R**1**700
		yellow	FEM3A		th. 3,0 mm	1SNA **103 862** R**2**000
		beige	FEM3A V0	V0	th. 3,0 mm	1SNA **196 576** R**1**600
2	Circuit separator	grey	SCM6			1SNA **113 003** R**1**000
		blue	SCM6			1SNA **123 003** R**1**200
		yellow	SCM6			1SNA **103 020** R**2**300
		beige	SCM6 V0	V0		1SNA **193 003** R**1**100
3	Test socket		AL2	(1)	DIA. 2,0 mm	1SNA **163 043** R**2**100
			AL3	(1)	DIA. 3,0 mm	1SNA **163 261** R**0**000
4	Test device		DCJ		yellow	1SNA **173 059** R**0**300
5	Test plug		FC2		DIA. 2,0 mm	1SNA **007 865** R**2**600
6	Assembled	32 A	BJM6	(1)(2)	2 poles	1SNA **168 516** R**2**500
	jumper bar	32 A	BJM6	(1)(2)	3 poles	1SNA **168 517** R**2**600
	(without IP 20 protection)	32 A	BJM6	(1)(2)	4 poles	1SNA **168 518** R**0**700
		32 A	BJM6	(1)(2)	5 poles	1SNA **168 519** R**0**000
		32 A	BJM6	(1)(2)	10 poles	1SNA **168 973** R**0**700
7	Assembled	32 A	BJMI6	(1)(2)	2 poles	1SNA **176 663** R**0**000
	jumper bar	32 A	BJMI6	(1)(2)	3 poles	1SNA **176 664** R**0**100
	(with IP 20 protection)	32 A	BJMI6	(1)(2)	4 poles	1SNA **176 665** R**0**200
		32 A	BJMI6	(1)(2)	5 poles	1SNA **176 666** R**0**300
		32 A	BJMI6	(1)(2)	10 poles	1SNA **176 667** R**0**400
8	Jumper bar not assembled	32 A	BJS6	(1)(2)	20 poles	1SNA **174 784** R**2**000
	Post + screw + washer		EV6			1SNA **168 604** R**1**600
	Post + screw + washer IP20		EV6 I			1SNA **206 394** R**0**200
9	Connector plate		EL6			1SNA **173 627** R**2**100
11	Jumper		BJB			1SNA **199 466** R**2**300
12	Alternated jumper bar	35 A	BJA6	(1)(2)		1SNA **116 541** R**1**200
13	Universal jumper bar	50 A	BJDP1	(1)(2)	spacing 6 <->spacing 16	1SNA **179 623** R**0**300
		70 A	BJDP3	(1)(2)	spacing 6 <->spacing 12	1SNA **179 625** R**0**500
		50 A	BJDP4	(1)(2)	spacing 6 <->spacing 8 or 10	1SNA **174 781** R**2**500
14	Pivoting jumper bar	35 A	BJP6	(1)(2)		1SNA **174 413** R**1**400
15	Comb-type jumper bar	35 A	PC6		2 poles	1SNA **113 546** R**1**400
		35 A	PC6		3 poles	1SNA **116 536** R**0**500
		35 A	PC6		4 poles	1SNA **116 537** R**0**600
		35 A	PC6		10 poles	1SNA **113 548** R**2**600
	Insulating tip		EIP			1SNA **113 550** R**2**400
16	IDC jumper		AD2,5			1SNA **114 205** R**2**000
R	See section on markers					
	marking method		RC65 - RC610		RCT610	

Nota : (1) A circuit separator SC may be required with the use of these accessories.
(2) Use of these accessories requires the user to cut out the partition of the terminal block M 4/6.3A.1.