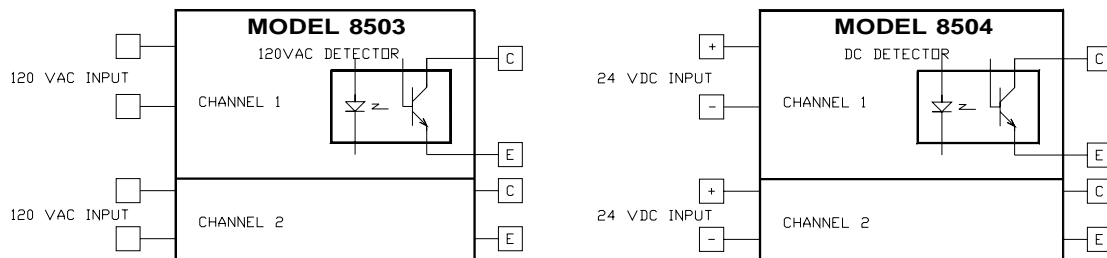


Models 8503, 8504

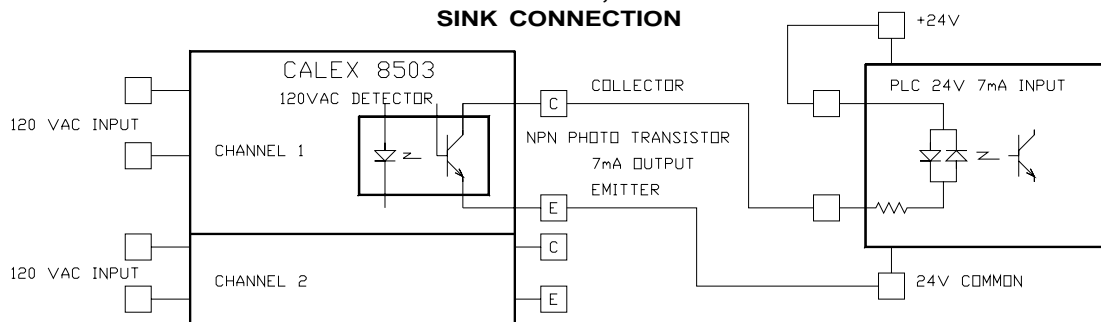
Dual Channel PLC AC and DC Detectors

Models 8503 and 8504 Dual Channel PLC Interface modules are designed to interface 120 Volt AC line or 24VDC signals to the PLC 24 Volt, 7mA discrete inputs. The inputs are isolated from the outputs by an optocoupler and the two channels are independent. Power is supplied by the input signal and is a nominal 10mA per channel. The output transistor is fully floating allowing either source or sink connection to the PLC.

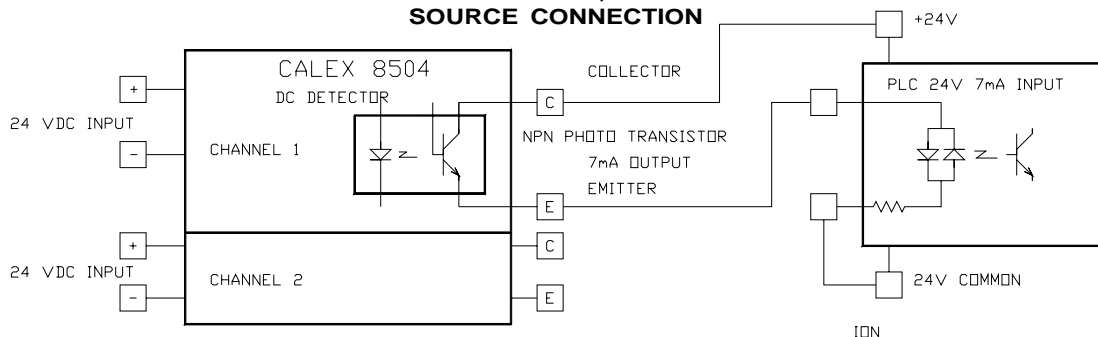
The modules are housed in a plastic case with a built in U-foot for mounting on standard DIN rails. The case dimensions, excluding the U-foot are 1.65"Hx1.06"Wx3.78"L. Connections are made to screw clamp terminals that accept wire sizes 22 to 16.



MODEL 8503, 8504 SINK CONNECTION



MODEL 8503, 8504 SOURCE CONNECTION



Model	8503	8504
Input Voltage	120 VAC	24 VDC
Current	10 mA RMS	10 mA
Output Current	7 mA Minimum 12 mA Typical	7 mA Minimum 12 mA Typical
Ripple	±1.5 mA	N/A
Voltage Across Output	30 VDC Maximum	30 VDC Maximum
Isolation Voltage	700 Volts DC	
Input to Output Transistor	5 pF	
Environment		
Operating	0°C to +55°C	
Storage	-40°C to +80°C	
Size	1.65"H x 1.06"W x 3.78"L (42 x 27 x 96 mm)	
Weight	3 oz. (85 grams)	
Agency Approvals	UL 508, C22.2 No 14-M91, UL 1604, C22.2 No 213-M1987	