C&K DM Series
Miniature Illuminated Power Rocker Switches

Features/Benefits

- ***3 AMPS to 10 AMPS***
- ***Illuminated LED***
- ***Positive detent***
- ***Recessed bracket available—prevents accidental actuation***

Typical Applications

- ***Instrumentation***
- ***Industrial***
- ***Copy machines***

Models Available

Specifications

CONTACT RATING: DM14 and DM24 Models: 3 AMPS @ 125 V AC; 2 AMPS @ 250 V AC. DM54 and DM64 Models: 10 AMPS @ 125 V AC; 5 AMPS @ 250 V AC (UL/CSA).

ELECTRICAL LIFE: 10,000 make-and-break cycles at full load.

INSULATION RESISTANCE: 10^9 Ω min.

DIELECTRIC STRENGTH: 1,000 Vrms min. @ sea level.

NOTE: Specification and materials listed above are for standard switches. For information on specific and custom switches, consult Customer Service Center.

Materials

HOUSING: 6/6 nylon (UL94V-2), black.

ACTUATOR: 6/6 nylon (UL94V-2), black.

MOVABLE CONTACTS: DM14 and DM24 Models: Copper, silver plated. DM54 and DM64 Models: Coin silver, silver plated.

STATIONARY CONTACTS & TERMINALS: Copper or brass, silver plated.

LED TERMINALS: Brass, unplated.

CONTACT SPRING: Music wire or stainless steel.

Build-A-Switch

To order, simply select desired option from each category and place in the appropriate box. Available options are shown and described on pages G-61 and G-62. For additional options not shown in catalog, consult Customer Service Center.

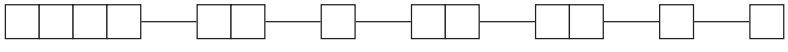

Switch Function
- **DM14** SPST, 3 AMP
- **DM24** (STD.) DPST, 3 AMP
- **DM54** SPST, 10 AMP
- **DM64** (STD.) DPST, 10 AMP

Actuator
- **J7** (STD.) Rocker with colorless LED window

Actuator Color
- **2** (STD.) Black
- **1** White

Housing Style/Color
- **S2** (STD.) Snap-in, black
- **B2** Recessed snap-in actuator guard, black
- **G2** Actuator guard, black

Terminations
- **05** (STD.) Quick connect

Contact Material
- **Q** (STD.) Silver

LED Color
- **3** (STD.) Red
- **4** Amber
- **6** Green

C&K DM Series
Miniature Illuminated Power Rocker Switches

SWITCH FUNCTION

NO. POLES	MODEL NO.	AMP RATING*	SWITCH FUNCTION POS. 1	SWITCH FUNCTION POS. 2	CONNECTED TERMINALS POS. 1	CONNECTED TERMINALS POS. 2	SCHEMATIC
SP	DM14 DM54	3 10	ON	OFF	1-1A	OPEN	SPST
DP	DM24 (STD.) DM64 (STD.)	3 10	ON	OFF	1-1A, 2-2A	OPEN	DPST

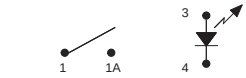

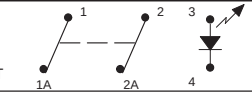

DPDT

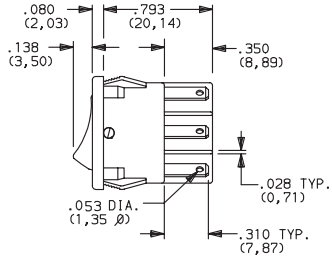

Actuator shown in pos. 1 – 'ON' position.

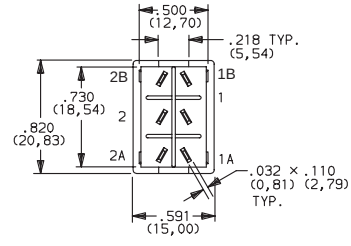

TERM. NOS. FOR REFERENCE ONLY

SPST models (DM14 & DM54), omit terminals 2 and 2A.

Part number shown: DM24J72S205Q3

* RATINGS: DM14 and DM24 models: 3 AMPS @ 125 V AC; 2 AMPS @ 250 V AC. DM54 and DM64 models: 10 AMPS @ 125 V AC; 5 AMPS @ 250 V AC.

All models ® ® with all options.

ACTUATOR

ACTUATOR COLOR

ACTUATOR

J7 **(STD.) ROCKER WITH COLORLESS LED WINDOW**

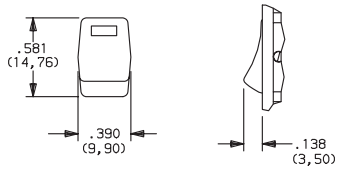

OPTION CODE	ACTUATOR COLOR
2	**(STD.) BLACK**
1	WHITE

NOTE: Other colors available, consult Customer Service Center.

HOUSING STYLE/COLOR

S2 **(STD.) SNAP-IN, BLACK**

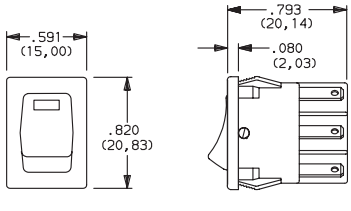

NOTE: Housing finish: matte. Other colors available, consult Customer Service Center.

B2 RECESSED SNAP-IN ACTUATOR GUARD, BLACK

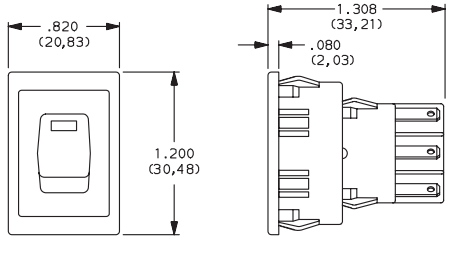

Third Angle Projection

Dimensions are shown: IN (mm)
Dimensions subject to change

HOUSING STYLE/COLOR

G2 ACTUATOR GUARD, BLACK

New!

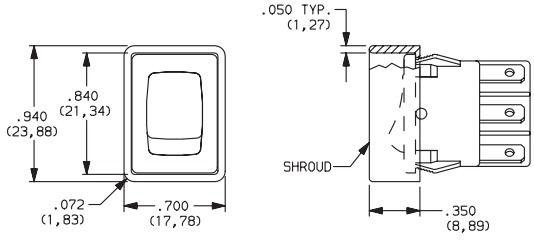

PANEL MOUNTING

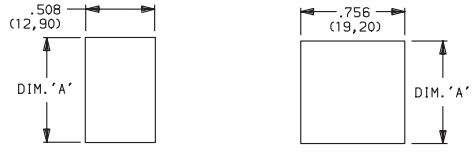

'S2' & 'G2' housing style 'B2' housing style

NOTE: Blank insert available for SP models only, see page G-63.

PANEL THK.	DIM 'A' 'S2' & 'G2' HOUSING STYLES	DIM 'A' 'B2' HOUSING STYLES
.030–.049 (0,75) (1,25)	.756 (19,20)	1.068 (27,13)
.049–.079 (1,25) (2,00)	.764 (19,40)	1.076 (27,33)
.079–.118 (2,00) (3,00)	.780 (19,80)	1.092 (27,74)

TERMINATIONS

05 **(STD.) QUICK CONNECT**

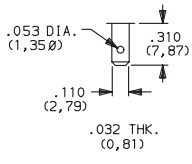

CONTACT MATERIAL

OPTION CODE	CONTACT AND TERMINAL MATERIAL	RATINGS	
Q (STD.)	SILVER [1,2]	POWER	DM14 and DM24 Models: 3 AMPS @ 125 V AC; 2 AMPS @ 250 V AC. DM54 and DM64 Models: 10 AMPS @ 125 V AC; 5 AMPS @ 250 V AC.

CONTACT MATERIAL/APPLICATION RECOMMENDATIONS – SEE SECTION N.

[1] MOVABLE CONTACTS: DM14 and DM24 models: Copper, silver plated.
DM54 and DM64 models: Coin silver, silver plated.

[2] STATIONARY CONTACTS & TERMINALS: Copper or brass, silver plated.

All models ® ® with all options.

LED COLOR

OPTION CODE	LED COLOR	FORWARD V_{FD}	CURRENT I_{LED}	REVERSE V_R	INTENSITY M_{CD}	RECOMMENDED RESISTOR @ VOLTAGE		
						5V	12V	24V
3 (STD.)	Red	2.1	10	4V	1.6 typ.	270	1K	2.2K
4	Amber	2.2	20	4V	2.5 typ.	150	510	1.2K
6	Green	2.1	20	4V	2.0 typ.	150	510	1.2K

Third Angle Projection

Dimensions are shown: IN (mm)
Dimensions subject to change

AVAILABLE HARDWARE

Blank Insert

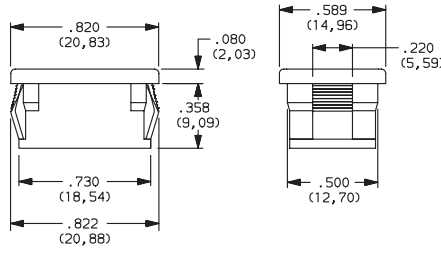

PART NO.

057190200

Material: Zinc nylon 6/6
Finish: Matte

Recessed Bracket



PART NO.

057090100

Material: 6/6 Nylon
Finish: Matte

Actuator Gaurd

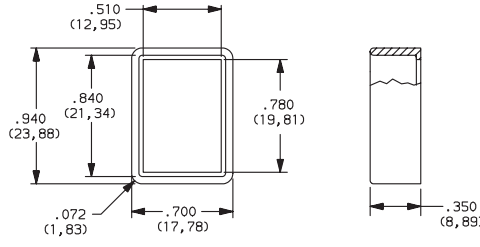

PART NO.

104C02000

Material: PBT thermoplastic
Finish: Matte