TITLE DRAWING IS UNCHANGED
GEZEICHNUNG UNVERAENDERT
© COPYRIGHT 2006

RELEASED FOR PUBLICATION APRIL 2006
FREIGEGEBEN FUER VEROEFFENTLICHUNG
ALL RIGHTS RESERVED
ALLE RECHTE VORBEHALTEN

DATED WITH PACKING ZU
1418883

LOC	DIST	REVISIONS ANWENDUNG				
A1	-	P	LTR	DESCRIPTION BESCHREIBUNG	DATE	DWN	APVD
PROJECT NR EGATN0577A			C1	PACKAGING CHANGED. DETAILS SEE PCN E-10-003541	17FEB2010	NP	FE
			C2	TORQUE CLARIFIED. DETAILS SEE PCN E-10-024361	26NOV2010	NP	FE
			C3	DIMENSION UPDATED. SEE PCN E-13-013364	23AUG2013	KP	FE
			C4	ADDED NOTE 15. SEE PCN E-16-003215	09MAR2016	CS	FE

NON-BINDING PRINTED CIRCUIT BOARD (62P 90°)
Unverbindliches Leiterplatten-Layout (62P 90°)
SOLDER SIDE
Loetseite

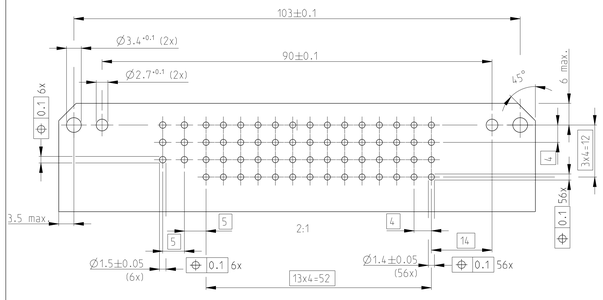

NON-BINDING PRINTED CIRCUIT BOARD (62P 180°)
Unverbindliches Leiterplatten-Layout (62P 180°)
SOLDER SIDE
Loetseite

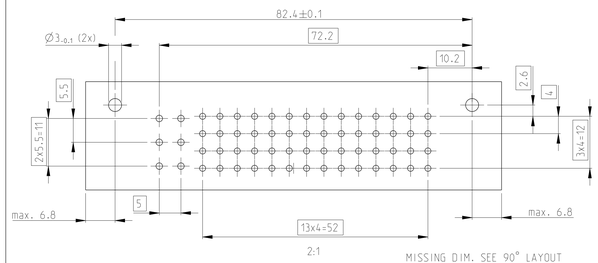

MISSING DIM. SEE 90° LAYOUT

REVIEW OF DIFFERENT MATERIALS THICKNESS FOR FIXING INTERFACE
Darstellung für verschiedenes Materialdicken des Befestigungsausschnitts

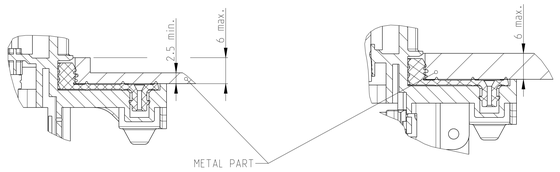

1-1418362-1

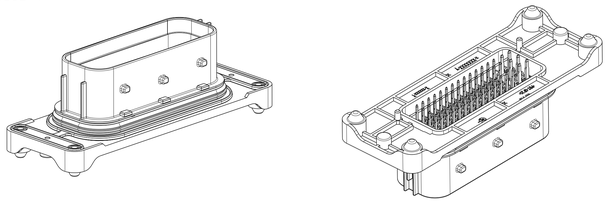

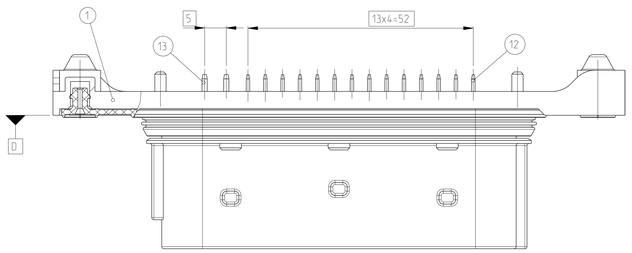

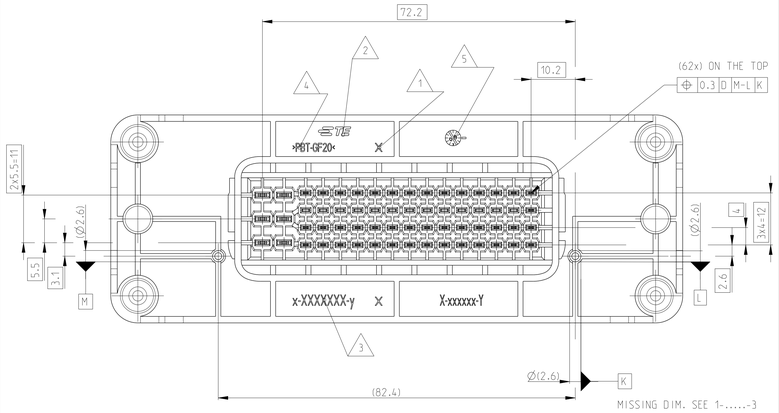

MISSING DIM. SEE 1-.....-3

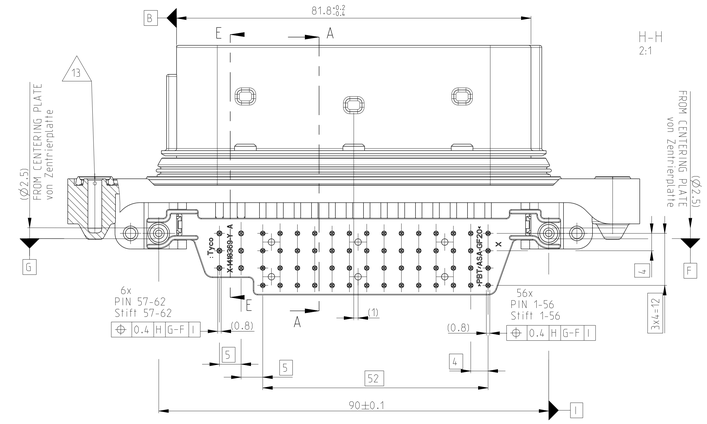

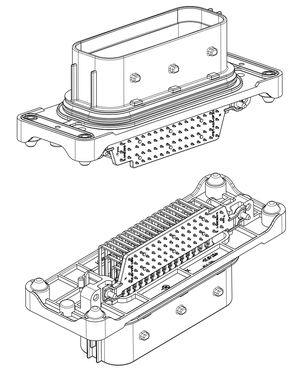

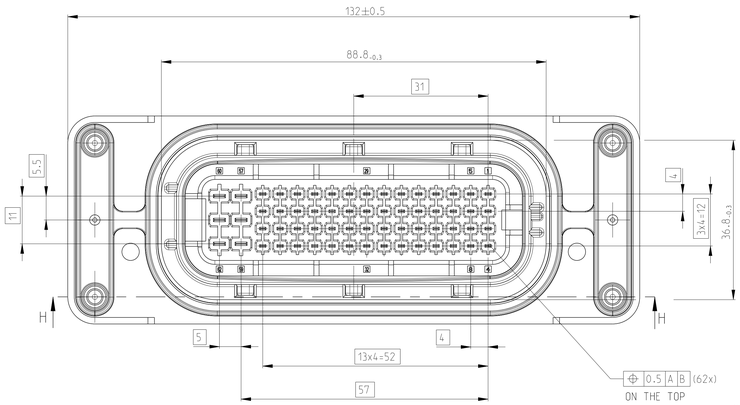

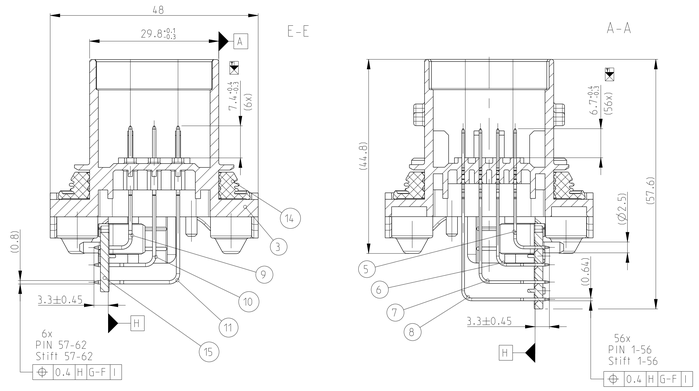

NOTES
Bemerkungen

1. CAVITY NUMBERING
Kammernummerierung

2. TE CONNECTIVITY (TE) LOGO
TE Connectivity (TE)-Logo

3. TE NO.
TE-Nr.

4. MATERIAL MARKING
Werkstoffkennzeichnung

5. DATE CLOCK
Datumsuhr

6. TAB DISTANCE SOLDER SIDE TESTED BY GAUGE NO ...
Flachsteckerabstand Loetseite mit Lehre Nr. ... geprueft

7. PACKAGING IN TRAYS
Verpackung in Trays

8. SOLDERABILITY ACCORDING TO DIN IEC 68. PART 2-20. AGEING 3
Loetbarkeit gemaess DIN IEC 68.Teil 2-20. Alterung 3

9. PRESS OUT FORCE >= 50 N WITH FEED 25 mm/min FOR TABS 2.8 mm x 0.8 mm
Kontaktausdrueckkraft >= 50 N mit Vorschub 25 mm/min fuer Flachstecker 2.8 mm x 0.8 mm

10. PRESS OUT FORCE >= 40 N WITH FEED 25 mm/min FOR TABS 1.5 mm x 0.64 mm
Kontaktausdrueckkraft >= 40 N mit Vorschub 25 mm/min fuer Flachstecker 1.5 mm x 0.64 mm

11. FITS TO TE COUNTERPART AMP MCP 2.8 RECEPTACLE HOUSING (62 POS.). TE NO 1418883
Passend zu TE Gegenstecker AMP MCP 2.8 Buchsengehaeuse (62 pol.). TE-Nr. 1418883

12. SEALING SURFACE. ROUGHNESS Ra <= 1.6 µm.
Dichtfläche, Rauheit Ra <= 1.6 µm.

13. SUITABLE FOR FIXING SCREW F.E. EJOT PT SCREW KB 40X14 WN 1413
REQUIRED TIGHTENING TORQUE 2 ±0.5 Nm
geeignet für Befestigungsschrauben z.B. EJOT PT Schraube KB 40x14 WN 1413
erforderliches Anzugsdrehmoment 2 ±0.5Nm

14. FURTHER WALLTHICKNESS OR FIXING POSSIBILITIES CONTACT PE/CVI
Weitere MAterialstärken oder Befestigungsmöglichkeiten nur nach Rücksprache mit PE/CVI

15. SEALING SURFACE CUTOFF
Dichtflaeche Blechausschnitt

SURFACE ROUGHNESS Ra MAX. 1.8µm OR LESS FOR METAL PARTS.
Werkzeugoberflaeche Ra Max. 1.8µm oder weniger fuer Metallteile.

SURFACE ROUGHNESS MIN. VDI 3400-CLASS 24 FOR PLASTIC PARTS.
Werkzeugoberflaeche Min. VDI 3400-Class 24 fuer Kunststoffteile.

THE FLATNESS MUST BE WITHIN THE TOLERANCE OF THE SHEET.
THEREFORE WITHIN ±0.1MM.
Die Ebenheit muss innerhalb der Toleranz des Blechs liegen be (±0.1mm)

NO SINK MARKS. EJECTOR. DRAFT. DENTS. SCRATCHES.
PARAGRAPH ON THE SEALING AREA ALLOWED.
Keine Einfallstellen. Auswerfer. Ausformschraegen. Delle. Kratzer. Absaetze zulaessig.

FIXING INTERFACE LAYOUT
Befestigungsausschnitt Layout (14)

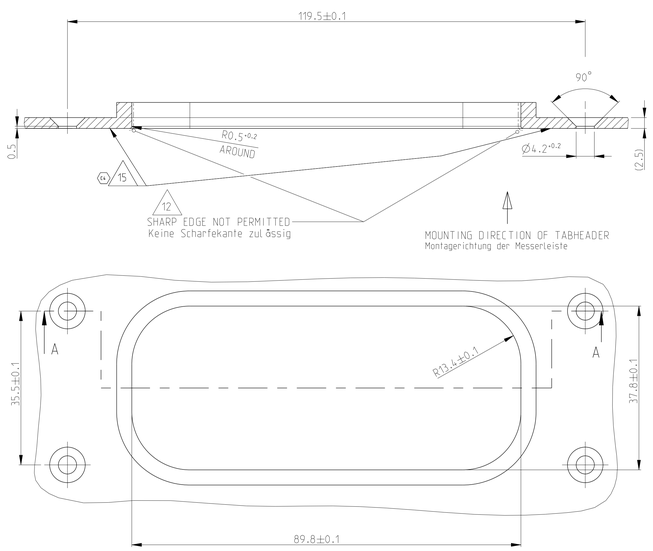

PRE-LOCKED POSITION (DELIVERY STATE)
Vorraststellung (Auslieferungszustand)

END-LOCKED POSITION
Endraststellung

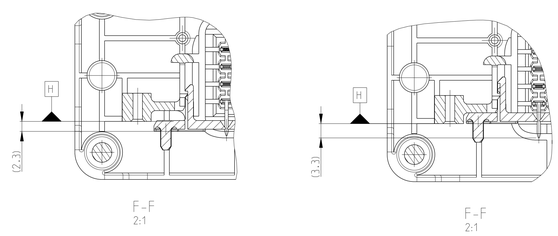

1-____-3 AS SHOWN

QTY REQD PER ASSY						PARTS LIST			
1	1	-	-	A	-	CENTERING PLATE Zentrierplatte	PBT-GF20	BLACK schwarz	15
1	1	1	1	B	-	SEAL Dichtung	SILICONE	WHITE weiß	14
-	-	6	6	B	-	TAB 2.8 x 0.8. LENGTH 24.9 mm Flachstecker 2.8 x 0.8. Laenge 24.9 mm	CuSn	SILVER PLATED versilbert	13
-	-	56	56	B	-	TAB 1.5 x 0.64. LENGTH 24.2 mm Flachstecker 1.5 x 0.64. Laenge 24.2 mm	CuSn	SILVER PLATED versilbert	12
2	2	-	-	A	-	TAB 2.8 x 0.8. LENGTH 54.5 mm Flachstecker 2.8 x 0.8. Laenge 54.5 mm	CuSn	SILVER PLATED versilbert	11
2	2	-	-	A	-	TAB 2.8 x 0.8. LENGTH 45.0 mm Flachstecker 2.8 x 0.8. Laenge 45.0 mm	CuSn	SILVER PLATED versilbert	10
2	2	-	-	A	-	TAB 2.8 x 0.8. LENGTH 35.5 mm Flachstecker 2.8 x 0.8. Laenge 35.5 mm	CuSn	SILVER PLATED versilbert	9
14	14	-	-	A	-	TAB 1.5 x 0.64. LENGTH 58.3 mm Flachstecker 1.5 x 0.64. Laenge 58.3 mm	CuSn	SILVER PLATED versilbert	8
14	14	-	-	A	-	TAB 1.5 x 0.64. LENGTH 50.3 mm Flachstecker 1.5 x 0.64. Laenge 50.3 mm	CuSn	SILVER PLATED versilbert	7
14	14	-	-	A	-	TAB 1.5 x 0.64. LENGTH 42.3 mm Flachstecker 1.5 x 0.64. Laenge 42.3 mm	CuSn	SILVER PLATED versilbert	6
14	14	-	-	A	-	TAB 1.5 x 0.64. LENGTH 34.3 mm Flachstecker 1.5 x 0.64. Laenge 34.3 mm	CuSn	SILVER PLATED versilbert	5
1	-	-	-	C	B	HOUSING. 62-POS. 90.° Gehaeuse. 62-polig 90.°	PBT-GF20	GREY grau	4
-	1	-	-	C	A	HOUSING. 62-POS. 90.° Gehaeuse. 62-polig 90.°	PBT-GF20	BLACK schwarz	3
-	-	1	-	C	B	HOUSING. 62-POS. 180.° Gehaeuse. 62-polig 180.°	PBT-GF20	GREY grau	2
-	-	-	1	C	A	HOUSING. 62-POS. 180.° Gehaeuse. 62-polig 180.°	PBT-GF20	BLACK schwarz	1
2- -3	1- -3	2- -1	1- -1	REV	COD. KOD.	DESCRIPTION	MATERIAL	COLOUR	ITEM NO.
C	C	C	C	REVISION OF EACH ASSY NO (WHEN BLANK. USE DWG REVISION)					

PRODUCT CHARACTERISTICS ACC. GMP 1.12
BESONDERE MERKMALE NACH GMP 1.12

THIS DRAWING IS A CONTROLLED DOCUMENT.
DIESES ZEICHNUNGSDOKUMENT WIRD DURCH MPC VERSIONSSTEUERUNG VERWALTET. ANWENDUNG FÜR TECHNISCHE ZWECKE ZULÄSSIG. KEINE WEITERGABE OHNE SCHRIFTLICHE ZUSTIMMUNG DER TE CONNECTIVITY.

DIMENSIONS: MASSE/MESSTEN: mm

TOLERANCES UNLESS OTHERWISE SPECIFIED: ALLGEMEINTOLERANZEN
ANGLE ±2° DIN 16901-M2
2 PLACE ±0.25
3 PLACE ±0.127
4 PLACE ±0.0127
DIN 16901-M2 NOMINAL DIM

MATERIAL: SEE TABLE siehe Tabelle
FINISH/OBERFLÄCHE/FARBE: SEE TABLE siehe Tabelle
WEIGHT/GEWICHT: 69 g

TOLERANCING ISO 8015
TOLERIERUNG ISO 8015

DWN: A. Koperty 10APR2006
CHK: D. Kapp 12APR2006
APVD: C. Eberwein 12APR2006

PRODUCT SPEC: PRODUKTSPEC: —
APPLICATION SPEC: ANWENDUNGSSPEC: —

TE Connectivity

NAME: HEADER. 62-POS. TAB1.5x0.64 / 2.8x0.8
1.5 x 0.64 / 2.8 x 0.8

SIZE: A0 | CASE CODE: 00779 | DRAWING NO (TE-ZEICHNUNG-NR): C-1418362 | RESTRICTED TO NUR FÜR: -

CUSTOMER DRAWING / KUNDENZEICHNUNG | SCALE MASSSTAB: 1:1 | SHEET BLATT 1 OF VON 1 | REV C6

4806 (3/11)