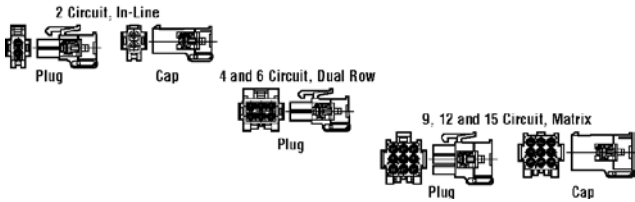


## MATE-N-LOK Connectors

### Mini-Universal MATE-N-LOK 2 Connectors

Housings (Free Hanging)



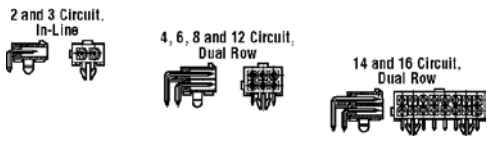
Centerline Spacing: 0.163" (4.14 mm). Material: Nylon.

UL94V-0, White Color

Stock No.	Mfr.'s Type	No. of Pos.	Type	EACH		
				1-99	100-499	500-999
512-2283	794184-1	2	Plug	.74	.68	.62
512-2284	794185-1	2	Cap	.68	.62	.57
512-2285	794188-1	4	Plug	.57	.51	.43
512-2286	794190-1	6	Plug	.57	.52	.43
512-2287	794194-1	9	Plug	.72	.64	.54
512-2289	794195-1	9	Cap	.86	.78	.71
512-2290	794200-1	12	Plug	.82	.74	.61

### Mini-Universal MATE-N-LOK 2 Connectors

Right Angle PC Board Pin Headers with Board Lock Feature



Centerline Spacing: 0.163" (4.14 mm). Solder Tail Diameter: 0.039" (1.00 mm). Material: Nylon. Contacts: Brass.


UL94V-0, White Color

Stock No.	Mfr.'s Type	No. of Pos.	Type	Pin Finish	EACH		
					1-99	100-499	500-999
512-2292	770966-1	2	In-Line	Tin-Lead*	.76	.69	.57
512-2293	770967-1	3	In-Line	Tin-Lead*	1.11	1.00	.83
512-2295	770968-1	4	Dual Row	Tin-Lead*	1.03	.93	.77
512-2296	770968-2	4	Dual Row	Duplex†	1.96	1.76	1.47
512-2297	770969-1	6	Dual Row	Tin-Lead*	.61	.73	.61
512-2298	770970-1	8	Dual Row	Tin-Lead*	1.57	1.41	1.18
512-2299	770972-1	12	Dual Row	Tin-Lead*	2.09	1.88	1.56
512-2301	770972-2	12	Dual Row	Duplex†	4.44	3.99	3.33
512-2304	770973-1	14	Dual Row	Tin-Lead*	4.19	3.77	3.14
512-2305	770974-1	16	Dual Row	Tin-Lead*	1.49	1.34	1.12

\*Tin-lead finish — plated with 0.000150" (0.00381 mm) min. tin-lead over 0.000050" (0.00127 mm) min. nickel underplate on entire contact. †Duplex finish — plated with 0.000030" (0.000762 mm) min. gold in mating area and matte tin-lead on solder tail end over 0.000050" (0.00127 mm) min. nickel underplate on entire contact.

### Universal MATE-N-LOK II Connectors

High Current Contacts Cable-to-Cable



Material: Body — Copper alloy, Louvertac Band — Beryllium copper, Retention Spring — Stainless steel. Finish: Body — Silver, Louvertac Band — Gold.

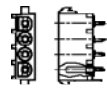
Stock No.	Mfr.'s Type	Type	AWG	EACH		
				1-99	100-499	500-999
512-2309	193841-1	Pin	12-14	1.59	1.43	1.19
512-0023	193991-4*	Pin	12-14	6.12	5.56	5.10
512-2315	193990-2*	Socket	12-14	9.55	8.68	7.96

\*Retention spring.

### Universal MATE-N-LOK II Connectors

High Current Vertical Pin Headers

Material: Nylon. Housing: UL-94V-0 nylon. Contacts: Copper alloy. Finish: Silver.

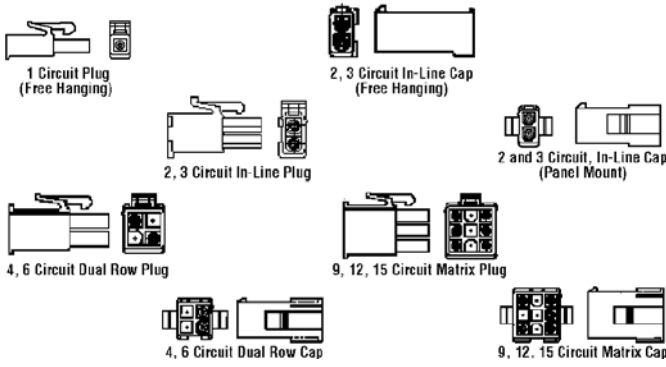


UL94V-0, White Color

Stock No.	Mfr.'s Type	No. of Circuits	EACH		
			1-99	100-499	500-999
512-2316	194009-1	2	4.71	4.24	3.54
512-2317	194017-1	3	5.18	4.71	4.32
512-2319	194010-1	4	9.13	8.22	6.85
512-2320	194018-1	5	11.31	10.18	8.48

### Mini-Universal MATE-N-LOK Connectors

Housings (Free Hanging or Panel Mount)



Centerline Spacing: 0.163" (4.14 mm). Material: Nylon.

UL94V-0, White Color

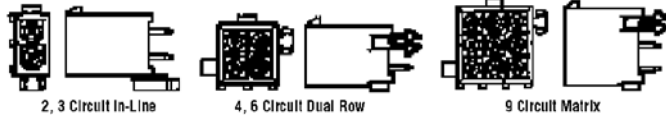
Stock No.	Mfr.'s Type	No. of Pos.	Type	EACH		
				1-99	100-499	500-999
512-2321	172164-1	1	Plug	.19	.17	.14
512-8784	172165-1	2	Plug	.30	.27	.22
512-1095	172233-1*	2	Cap	.34	.31	.26
512-8666	172166-1	3	Plug	.37	.34	.28
512-1096	172234-1*	3	Cap	.38	.35	.29
512-2325	172158-1†	3	Cap	.38	.35	.29
512-8785	172167-1	4	Plug	.37	.33	.28
512-8783	172159-1	4	Cap	.45	.40	.34
512-1093	172168-1	6	Plug	.46	.42	.35
512-9024	172160-1	6	Cap	.55	.50	.42
512-1094	172169-1	9	Plug	.50	.45	.38
512-8749	172161-1	9	Cap	.53	.47	.39
512-2329	172170-1	12	Plug	.67	.61	.50
512-2341	172162-1	12	Cap	.65	.58	.49
512-2343	172171-1	15	Plug	.87	.78	.65
512-2345	172163-1	15	Cap	.83	.74	.62

UL94V-2, Natural Color

Stock No.	Mfr.'s Type	No. of Pos.	Type	EACH		
				1-99	100-499	500-999
512-1097	172336-1	2	Plug	.20	.18	.15
512-1098	172343-1*	2	Cap	.21	.19	.15
512-2326	172326-1†	2	Cap	.21	.19	.15
512-1099	172337-1	2	Plug	.22	.19	.16
512-1119	172344-1*	3	Cap	.23	.20	.17
512-1124	172338-1	4	Plug	.23	.21	.17
512-1194	172339-1	6	Plug	.28	.25	.23
512-1195	172331-1	6	Cap	.27	.24	.20
512-1196	172340-1	9	Plug	.37	.34	.28
512-1197	172332-1	9	Cap	.29	.26	.22
512-2347	172341-1	12	Plug	.37	.33	.28
512-2349	172335-1	12	Cap	.32	.29	.24
512-2350	172342-1	15	Plug	.63	.56	.47
512-2351	172334-1	15	Cap	.48	.43	.36

### PC Board Vertical Pin Headers with Drain Holes

Centerline Spacing: 0.163" (4.14 mm). Solder Tail Diameter: 0.039" (1.00 mm). Housing: UL94V-0 nylon, white color. Contacts: Brass, plated 0.000150" (0.00381 mm) min. tin-lead over 0.000050" (0.00127 mm) min. nickel underplate on entire contact.



Stock No.	Mfr.'s Type	No. of Pos.	Type	EACH		
				1-99	100-499	500-999
512-1213	770166-1	2	In-Line	.43	.39	.32
512-1219	770170-1	3	In-Line	.46	.42	.35
512-1239	770174-1	4	Dual Row	.53	.48	.40
512-1244	770178-1	6	Dual Row	.54	.49	.40

\*Free hanging only. †Panel mount.

### 8-24 Circuit (Free Hanging Plug, Dual Row)



UL94V-0 Nylon, White Color

Stock No.	Mfr.'s Type	No. of Pos.	EACH		
			1-99	100-499	500-999
512-2352	770579-1	8	.41	.36	.30
512-9171	770580-1	10	.33	.30	.25
512-9031	770581-1	12	.52	.44	.37
512-2353	770582-1	14	1.65	1.49	1.24
512-1004	770583-1	16	1.02	.93	.85
512-2355	770584-1	18	1.28	1.15	.96
512-2356	770585-1	20	1.42	1.28	1.06
512-2357	770586-1	22	1.56	1.40	1.17
512-2358	770587-1	24	1.70	1.53	1.28