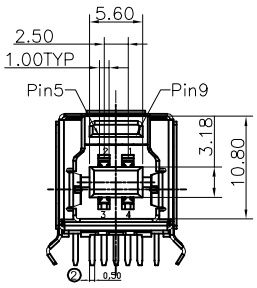

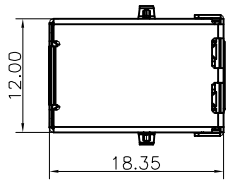

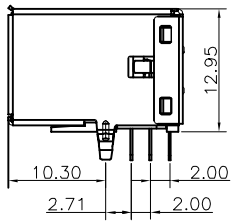

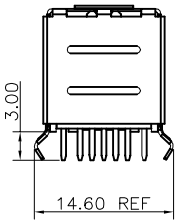

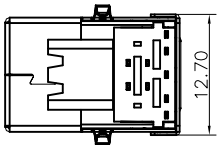

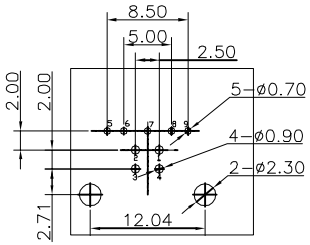

RECOMMENDED P.C.B LAYOUT
(TOLERANCE:±0.05)

NOTES:

1.Material:
1.1 Housing: PBT+30%GF UL94V-0, Color Blue
1.2 Shell: Brass
1.3 Contact :Copper Alloy
2. FINISH:
2.1 Contact Area: Selective 15u"Au
Solder Area:Tin Plated
Under: Ni Plated
3.MECHANICAL:
3.1 Mating Force:3.57kgf Max.
3.2 Unmating Force:1.02kgf Min
③ 3.3 Durability:5000 cycles Min
4.ELECTRICAL:
③ 4.1 Current Rating:1.5A
4.2 Dielectric Strength:100V AC FOR 1 MINUTE
4.3 Contact Resistance:30mΩ Max
4.4 Insulation Resistance:100 MΩ Min
5.Operating temperature: -55°C TO +85°C
6.PACKIING: Tray

RoHS compliant

Scale	Free
TOLERANCE	
.X	±0.30
.XX	±0.20
.XXX	±0.10
DIM	TOL
X.°	±5°
Angle	TOL
UNIT	mm

Id.	Modification	Date	Name
③	Correct the current rating &durability cycles	12.01.2015	Winnie
②	Add the width of pin	15.10.2014	Winnie
①	Change the P/N:AU-Y1007-3-R to AU-Y1007-3	11.06.2014	Winnie
⓪	Drawn	07.06.2013	Winnie

	Date	Name
Drawn	07.06.2013	Winnie
Approved	12.01.2015	Winnie

ASSMANN WSW components

Customer-No.

ASSMANN WSW-No.
① AU-Y1007-3

Drawing-No.
ASS 5779 CO

rev03

Replace

SHEET