



Limitless™ Wireless  
Global Limit Switches  
**WGLA Series**



# Limitless™ WGLA Series

## Wireless Global Limit Switch

The Limitless™ product line combines the best of MICRO SWITCH™ global limit switches with the latest commercial off-the-shelf wireless technology. Wireless enabled limit switches can be used for position sensing and presence/absence detection for a vast number of applications.

The Limitless™ Series is especially beneficial for remote monitoring applications where wiring or wire maintenance is not physically possible or economically feasible. Combining this greater flexibility with proven harsh duty packaging can result in increased efficiencies and improved protection for machines, equipment, OEMs, and operators.

### ***What makes our wireless solutions better?***

- Enables control and/or position notification in remote parts of machinery or manufacturing plants, where wiring is too costly or not possible
- Provides the ability to reconfigure and network multiple interfaces, or point-to-point with unique addresses which allows for adding, subtracting, or relocating Limitless™ inputs with ease
- Lowers installation/maintenance costs by removing the need to wire Limitless™ switches making conduit, strain relief, clips, connectors, and junction boxes unnecessary
- May decrease issues with wire connection integrity and cable degradation on moving equipment



INDUSTRY STANDARD  
VALUE • RELIABLE

# Features and Benefits

## WIRELESS DESIGN

Radio (license-free and global): WPAN 802.15.4, 2.4 GHz, point-to-point to deliver **reliable, flexible, and secure wireless transmission**. Enables control and monitoring from remote locations where wiring is too costly or not practical (up to 305 m [1000 ft]).

## SEALED FOR HARSH ENVIRONMENTS

The WGLA Series features **IP67, NEMA 1, 4, 12, and 13 sealing**. Sealed zinc die-cast and powder coated enclosure designed to meet the common dimensions and characteristics defined in **EN50041** for easy installation and compatibility with other products in the field.

*Range of 305 m [1000 ft]*

## REMOTE CONTROL AND MONITORING

Enables users to monitor and/or control equipment, access points, and presence/absence detection in remote locations where wiring is too costly or impractical to install. The WGLA Series consumes ultra-low power to prolong battery life and has **direct or remote mounted antenna options**.

*Consumes ultra-low power to prolong battery life*

## DESIGN OPTIONS

Actuator heads can be **rotated in 90° increments** to allow for flexibility in applications. Multiple actuators can also be applied to any side rotary WGLA Limitless™ switch.

## CONFIGURABILITY

**Able to configure** multiple WGLA options which easily allows for adding, removing, or relocating Limitless™ WGLA switches. Helps to eliminate issues with wire connection integrity on moving equipment.

## MINIMIZES COSTS

**Minimizes installation/maintenance costs** with no wires, conduit, strain relief, clips, connectors, or connection boxes to install or maintain.

# Potential Applications

with elements of control, notification, and/or setup



- Valve position
- Crane boom/jib/skew position
- Lifts
- Material handling
- Presses
- CNC equipment
- Construction/Agricultural equipment
- Movable machinery
- Door position
- Hose attachment verification
- Remote or temporary equipment

**Table 1. Specifications**

Characteristic	Parameter
Series name	WGLA Series
Product type	Limitless™ Wireless Global Limit Switches
Availability	global, license-free bands
Operating force	see specification tables on page 6-7
Actuator	side rotary, top plunger, top roller, top roller lever
Lever type	rotary lever included with side rotary – other lever options available
Housing material	powder coated zinc die-cast
Housing type	EN 50041
Radio	WPAN 802.15.4; 2.4GHz point-to-point
Antenna type	direct or remote mount antenna options; omni directional
Signal range*	nominal 304 m* for International use (Europe and Australia due to signal restrictions); Nominal 1000 ft* for use in US and Canada
Battery	3.6 Vdc Lithium Thionyl Chloride; 2/3 AA size (Est. life >1yr) Manufactured by Green Energy, part number ER14335M. Honeywell part number: WTB1
Sealing	IP67; NEMA 1, 4, 12, 13
EMC	latest applicable standards: EN 300 328, V1.7.1; EN 61326-1 (2006)
Shock	IEC 60068-2-27; half sine, 10 g, 6 mS, 3 axis
Vibration	IEC 60068-2-6; 10-500Hz with 0,35 mm peak-to-peak, 58 Hz to 500 Hz - 5g
Operating temperature	-40 °C to 85 °C [-40 °F to 185 °F] (side rotary) -25 °C to 85 °C [-13 °F to 185 °F] (all other housing styles)
Agency approvals and standards	FCC 15.247 Industry Canada RSS 210 ETSI, CE mark ACMA, C-Tick mark IDA, Singapore COFETEL, Mexico KCC, South Korea ANATEL, Brazil SRRC, China WPC, India
UNSPSC code	20142601
UNSPSC commodity	20142601
Sealed	Industrial

\*Actual range will vary depending upon antennas, cables, and site topography.

\*\* “Clear line of sight” is not required to utilize the Limitless™ technology and thus testing in the actual application will determine suitability.

# Limitless™ Wireless Global Limit Switches





## PRODUCT NOMENCLATURE

WGLA	1	A	00	A	A	1	A	3
Switch type	Gen Code	RF Code	Antenna type code*	Country use code	Operating head code	Lever code <sup>4</sup>	Roller code mm[in]	Modification code
<b>WGLA Series</b> Wireless Global Limit Switch	<b>1</b> Version 1	<b>A</b> 2.4 GHz; IEEE 802.15.4	<b>00</b> No antenna; RP-SMA connector jack	<b>A</b> US, Canada, Mexico	<b>A</b> Side rotary, momentary	Not applicable	Not applicable	Not applicable
			<b>01</b> 2.2 dBi omni w/switch mount; straight design	<b>B</b> All other approved countries <sup>1, 2, 3</sup>	<b>B</b> Top pin plunger	<b>1</b> Standard fixed length	<b>A</b> 19 x 6.35 [0.75 x 0.25] nylon	<b>3</b> Head assembled with actuator to right side
			<b>02</b> 2.2 dBi omni w/switch mount; tilt/swivel	<sup>1</sup> Use with antenna type codes 00 - 03, 05, 10, 11 only; usage also allowed in Country Code A.	<b>C</b> Top roller plunger	<b>2</b> Adjustable roller	<b>B</b> 19 x 6.35 [0.75 x 0.25] steel	<b>4</b> Head assembled with actuator to left side
			<b>03</b> 3.0 dBi omni w/remote adhesive mount 9.8 ft cable		<b>D</b> Top roller lever	<b>3</b> Yoke roller	<b>D</b> 38.1 x 6.35 [1.5 x 0.25] nylon	<b>5</b> Head assembled with actuator to mounting surface
			<b>04</b> 5.5 dBi omni w/remote mag. mount, tilt/swivel, 5 ft cable	<sup>2</sup> Some countries require specific communication certifications. Contact Honeywell for existing certification information.		<b>4</b> Adjustable rod	<b>J</b> 200 [7.87] aluminum adjustable rod	<b>6</b> Roller perpendicular to mounting surface
			<b>05</b> 5.5 dBi omni w/remote mag. mount, tilt/swivel, 10 ft cable			<b>5</b> Offset	<b>K</b> 140 [5.51] aluminum adjustable rod	
			<b>06</b> 9.0 dBi omni w/remote mag. mount, tilt/swivel, 5 ft cable	<sup>3</sup> If Limitless™ devices are used on machinery that may shipped globally, use country code "B".		<sup>4</sup> Additional levers available	<b>N</b> 318 [12.5] stainless steel adjustable rod	
			<b>07</b> 9.0 dBi omni w/remote mag. mount, tilt/swivel, 10 ft cable				<b>T</b> 19 x 8.76 [0.75 x 0.345] stainless steel	
			<b>08</b> 8.0 dBi omni w/remote bkt. mount, str. design 3 ft cable				<b>W</b> 40.0 x 12.7 [1.5 x 0.5] rubber	
			<b>09</b> 8.0 dBi omni w/remote bkt. mount, str. design 11 ft cable				<b>Y</b> 50.9 x 12.7 [2.0 x 0.5] rubber	
			<b>10</b> 2.2 dBi omni w/remote mag. mount, tilt/swivel 10 ft cable					
			<b>11</b> 0 dBi omni w/switch mount, straight design					

\* See Table 3 for additional information.

# WGLA Series

Table 2. Limitless™ WGLA Series Order Guide

	Part Number*	Antenna Type	Action	Actuator/Lever	
	WGLA1A01 <b>A</b> A1A	2.2 dBi omni straight	side rotary - momentary	19 mm x 6,35 mm [0.75 in x 0.25 in], nylon roller	
	WGLA1A01 <b>A</b> A1B	2.2 dBi omni straight	side rotary - momentary	19 mm x 6,35 mm [0.75 in x 0.25 in], steel roller	
	WGLA1A01 <b>A</b> A4J	2.2 dBi omni straight	side rotary - momentary	200 mm aluminum adjustable rod	
	WGLA1A01 <b>A</b> B	2.2 dBi omni straight	top pin plunger	–	
	WGLA1A01 <b>A</b> C	2.2 dBi omni straight	top roller plunger	–	
	WGLA1A01 <b>A</b> D	2.2 dBi omni straight	top roller lever	–	
	WGLA1A02 <b>A</b> A1A	2.2 dBi omni tilt & swivel	side rotary - momentary	19 mm x 6,35 mm [0.75 in x 0.25 in], nylon roller	
	WGLA1A02 <b>A</b> A1B	2.2 dBi omni tilt & swivel	side rotary - momentary	19 mm x 6,35 mm [0.75 in x 0.25 in], steel roller	
	WGLA1A02 <b>A</b> A4J	2.2 dBi omni tilt & swivel	side rotary - momentary	200 mm aluminum adjustable rod	
	WGLA1A02 <b>A</b> B	2.2 dBi omni tilt & swivel	top pin plunger	–	
	WGLA1A02 <b>A</b> C	2.2 dBi omni tilt & swivel	top roller plunger	–	
	WGLA1A02 <b>A</b> D	2.2 dBi omni tilt & swivel	top roller lever	–	
	WGLA1A04 <b>A</b> A1A	5.5 dBi omni w/ remote magnetic mount, tilt & swivel, 5 ft cable	side rotary - momentary	19 mm x 6,35 mm [0.75 in x 0.25 in], nylon roller	
	WGLA1A04 <b>A</b> A1B	5.5 dBi omni w/ remote magnetic mount, tilt & swivel, 5 ft cable	side rotary - momentary	19 mm x 6,35 mm [0.75 in x 0.25 in], steel roller	
	WGLA1A04 <b>A</b> A4J	5.5 dBi omni w/ remote magnetic mount, tilt & swivel, 5 ft cable	side rotary - momentary	200 mm aluminum adjustable rod	
	WGLA1A04 <b>A</b> B	5.5 dBi omni w/ remote magnetic mount, tilt & swivel, 5 ft cable	top pin plunger	–	
	WGLA1A04 <b>A</b> C	5.5 dBi omni w/ remote magnetic mount, tilt & swivel, 5 ft cable	top roller plunger	–	
	WGLA1A04 <b>A</b> D	5.5 dBi omni w/ remote magnetic mount, tilt & swivel, 5 ft cable	top roller lever	–	
	WGLA1A11 <b>A</b> A1A	0.0 dBi omni, straight	side rotary - momentary	19 mm x 6,35 mm [0.75 in x 0.25 in], nylon roller	
	WGLA1A11 <b>A</b> A1B	0.0 dBi omni, straight	side rotary - momentary	19 mm x 6,35 mm [0.75 in x 0.25 in], steel roller	
	WGLA1A11 <b>A</b> A4J	0.0 dBi omni, straight	side rotary - momentary	200 mm aluminum adjustable rod	
	WGLA1A11 <b>A</b> B	0.0 dBi omni, straight	top pin plunger	–	
	WGLA1A11 <b>A</b> C	0.0 dBi omni, straight	top roller plunger	–	

\* To order products approved for use outside of the US/Canada/Mexico (**A** code), simply substitute the appropriate letter after reviewing the product approvals and antenna guidelines contained in this document.

**B** = All other approved countries



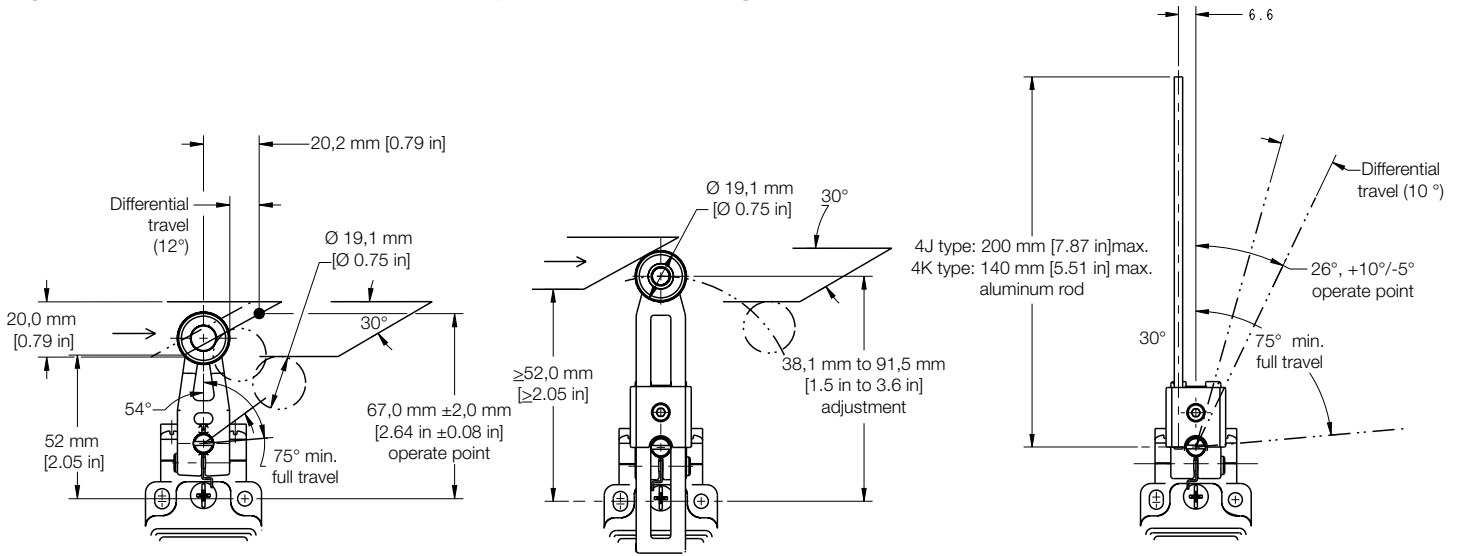
# Limitless™ Wireless Global Limit Switches

	Operating Force, Refer to Figure(s)	Pretravel	Overtravel	Differen- tial Travel	Operating Point	Free Position
	1	26° +10°/-5°	75°	12°	67,0 mm ±2,0 mm [2.64 in ±0.08 in]	–
	1	26° +10°/-5°	75°	12°	67,0 mm ±2,0 mm [2.64 in ±0.08 in]	–
	1	26° +10°/-5°	75°	12°	26° +10°/-5°	–
	2	2,5 mm [0.10 in]	7,0 mm [0.28 in]	0,9 mm [0.035 in]	35,0 mm ±1,5 mm [1.38 in ±0.06 in]	37,5 mm [1.48 in]
	2, 3	2,5 mm [0.10 in]	7,0 mm [0.28 in]	0,9 mm [0.035 in]	48,0 mm ±1,5 mm [1.89 in ±0.06 in] (linear actuation) 58,0 mm ±2,0 mm [2.28 in ±0.08 in] (cam actuation)	50,5 mm [2.00 in]
	4, 5	4,2 mm [0.165 in]	9,0 mm [0.35 in]	3,0 mm [0.012 in]	61,0 mm ±1,5 mm [2.40 in ±0.06 in] (pin actuation) 67,0 mm ±2,0 mm [2.64 in ±0.08 in] (cam actuation)	65,2 mm [2.57 in]
	1	26° +10°/-5°	75°	12°	67,0 mm ±2,0 mm [2.64 in ±0.08 in]	–
	1	26° +10°/-5°	75°	12°	67,0 mm ±2,0 mm [2.64 in ±0.08 in]	–
	1	26° +10°/-5°	75°	12°	26° +10°/-5°	–
	2	2,5 mm [0.10 in]	7,0 mm [0.28 in]	0,9 mm [0.035 in]	35,0 mm ±1,5 mm [1.38 in ±0.06 in]	37,5 mm [1.48 in]
	2, 3	2,5 mm [0.10 in]	7,0 mm [0.28 in]	0,9 mm [0.035 in]	48,0 mm ±1,5 mm [1.89 in ±0.06 in] (linear actuation) 58,0 mm ±2,0 mm [2.28 in ±0.08 in] (cam actuation)	50,5 mm [2.00 in]
	4, 5	4,2 mm [0.165 in]	9,0 mm [0.35 in]	3,0 mm [0.012 in]	61,0 mm ±1,5 mm [2.40 in ±0.06 in] (pin actuation) 67,0 mm ±2,0 mm [2.64 in ±0.08 in] (cam actuation)	65,2 mm [2.57 in]
	1	26° +10°/-5°	75°	12°	67,0 mm ±2,0 mm [2.64 in ±0.08 in]	–
	1	26° +10°/-5°	75°	12°	67,0 mm ±2,0 mm [2.64 in ±0.08 in]	–
	1	26° +10°/-5°	75°	12°	26° +10°/-5°	–
	2	2,5 mm [0.10 in]	7,0 mm [0.28 in]	0,9 mm [0.035 in]	35,0 mm ±1,5 mm 1.38 in ±0.06 in]	37,5 mm [1.48 in]
	2, 3	2,5 mm [0.10 in]	7,0 mm [0.28 in]	0,9 mm [0.035 in]	48,0 mm ±1,5 mm [1.89 in ±0.06 in] (linear actuation) 58,0 mm ±2,0 mm [2.28 in ±0.08 in] (cam actuation)	50,5 mm [2.00 in]
	4, 5	4,2 mm [0.165 in]	9,0 mm [0.35 in]	3,0 mm [0.012 in]	61,0 mm ±1,5 mm [2.40 in ±0.06 in] (pin actuation) 67,0 mm ±2,0 mm [2.64 in ±0.08 in] (cam actuation)	65,2 mm [2.57 in]
	1	26° +10°/-5°	75°	12°	67,0 mm ±2,0 mm [2.64 in ±0.08 in]	–
	1	26° +10°/-5°	75°	12°	67,0 mm ±2,0 mm [2.64 in ±0.08 in]	–
	1	26° +10°/-5°	75°	12°	26° +10°/-5°	–
	2	2,5 mm [0.10 in]	7,0 mm [0.28 in]	0,9 mm [0.035 in]	35,0 mm ±1,5 mm [1.38 in ±0.06 in]	37,5 mm [1.48 in]
	2, 3	2,5 mm [0.10 in]	7,0 mm [0.28 in]	0,9 mm [0.035 in]	48,0 mm ±1,5 mm [1.89 in ±0.06 in] (linear actuation) 58,0 mm ±2,0 mm [2.28 in ±0.08 in] (cam actuation)	50,5 mm [2.00 in]

# WGLA Series

## OPERATING FORCE DIAGRAMS

Figure 1. Limitless™ WGLA Series Side Rotary Heads • Cam and Angular Actuation



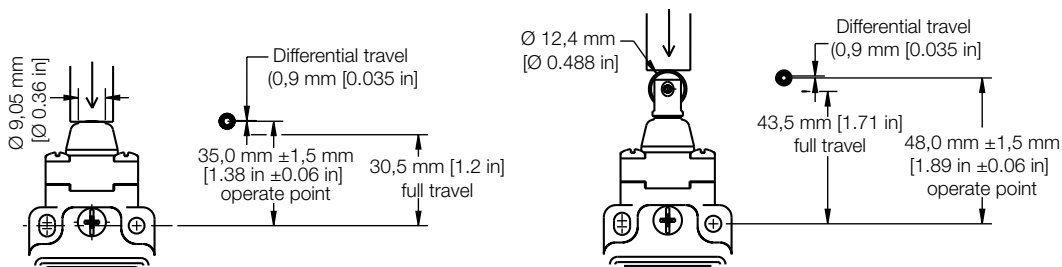
### Limitless™ WGLA side rotary heads, cam actuation (no rod lever)

Maximum operating force: 9,7 N [2.2 lb]  
 Maximum disconnect force: 11,4 N [2.6 lb]  
 Maximum operating velocity: 85 m/s [33.5 in/s]  
 Minimum operating velocity: 8,5 mm/s [0.33 in/s]  
 Maximum operating frequency: 120 ops/minute

### Limitless™ WGLA side rotary heads, angular actuation

Maximum operating torque/force: 0,33 Nm [2.9 in-lb]  
 Maximum disconnect torque: 0,385 Nm [3.4 in-lb]  
 Maximum operating degrees: 1290  
 Minimum operating degrees: 13  
 Maximum operating frequency: 120 ops/minute

Figure 2. Limitless™ WGLA Series Plunger Heads • Linear Actuation



### Limitless™ WGLA plunger heads, linear actuation

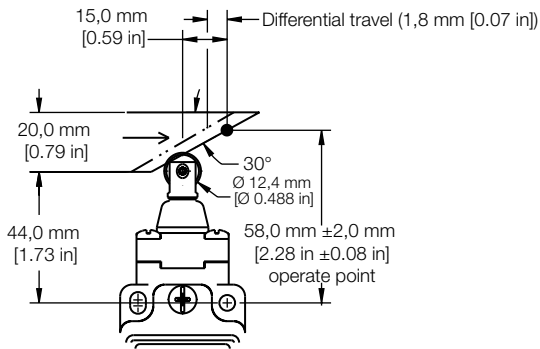
Maximum operating force: 16 N [3.6 lb]  
 Maximum disconnect force: 27 N [6.0 lb]  
 Maximum operating velocity: 0,1 m/s [3.9 in/s]  
 Minimum operating velocity: 1,0 mm/s [0.04 in/s]  
 Maximum operating frequency: 120 ops/minute



# Limitless™ Wireless Global Limit Switches

## OPERATING FORCE DIAGRAMS

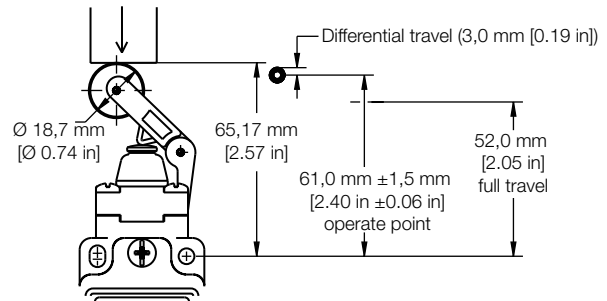
**Figure 3. Limitless™ WGLA Series Top Roller Plunger Head • Cam Actuation**



**Limitless™ WGLA top roller plunger head, cam actuation**

Maximum operating force: 9,3 N [2.1 lb]  
 Maximum disconnect force: 15,6 N [3.5 lb]  
 Maximum operating velocity: 0,17 m/s [6.7 in/s]  
 Minimum operating velocity: 1,7 mm/s [0.067 in/s]  
 Maximum operating frequency: 120 ops/minute

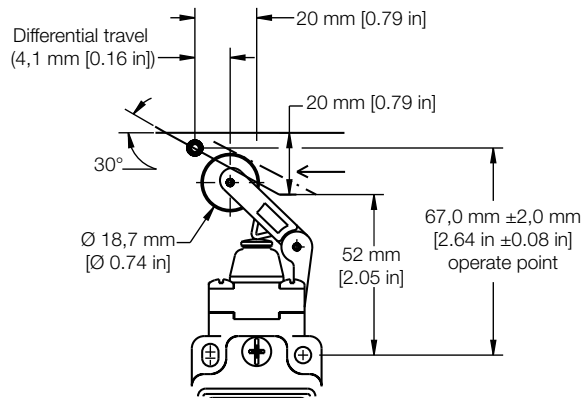
**Figure 4. Limitless™ WGLA Series Top Roller lever Head • Pin Actuation**



**Limitless™ WGLA top roller lever head, pin actuation**

Maximum operating force: 9,5 N [2.1 lb]  
 Maximum disconnect force: 12 N [2.7 lb]  
 Maximum operating velocity: 0,17 m/s [6.7 in/s]  
 Minimum operating velocity: 1,7 mm/s [0.067 in/s]  
 Maximum operating frequency: 120 ops/minute

**Figure 5. Limitless™ WGLA Series Top Lever Head • Cam Actuation**



**Limitless™ WGLA top roller lever head, cam actuation**

Maximum operating force: 5,5 N [1.2 lb]  
 Maximum disconnect force: 7,0 N [1.6 lb]  
 Maximum operating velocity: 0,29 m/s [11.4 in/s]  
 Minimum operating velocity: 2,9 mm/s [0.11 in/s]  
 Maximum operating frequency: 120 ops/minute

# WGLA Series

## PRODUCT DIMENSIONS

Figure 6. Limitless™ WGLA Series Side Rotary/1.5 in lever

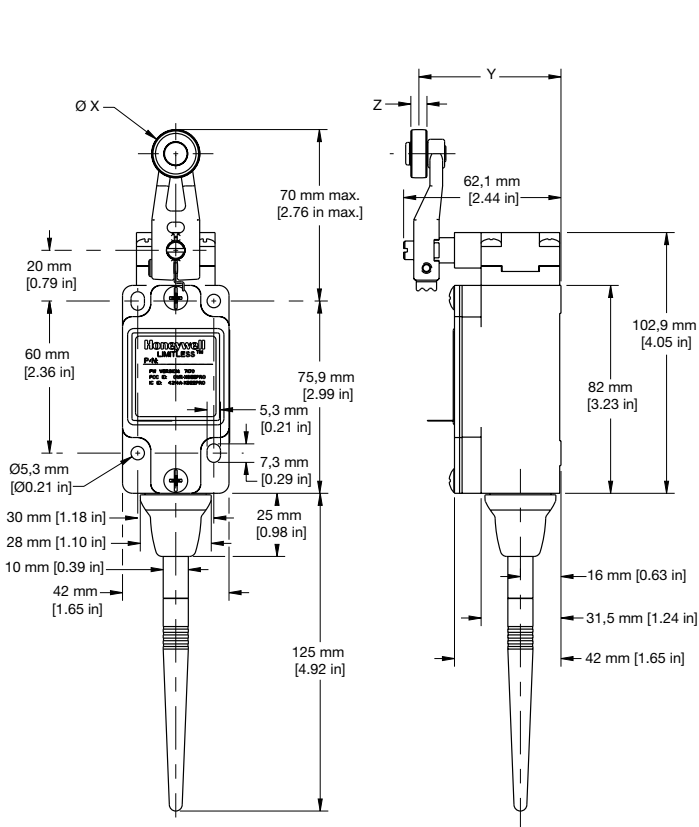


Figure 6. Specification Table (refer to Figure 6 above)

Lever	Roller Material	X Dim.	Y Dim.	Z Dim.
GLZ51A	Nylon	19,1 mm [0.75 in]	55,9 mm [2.20 in]	6,4 mm [0.25 in]
GLZ51B	Steel	19,1 mm [0.75 in]	55,9 mm [2.20 in]	6,4 mm [0.25 in]
GLZ51T	Stainless steel	19,1 mm [0.75 in]	56,8 mm [2.24 in]	8,8 mm [0.35 in]
GLZ51Y	Rubber	50 mm [1.97 in]	66,1 mm [2.60 in]	10,0 mm [0.39 in]

Figure 7. Limitless™ WGLA Series Side Rotary/adjust. lever

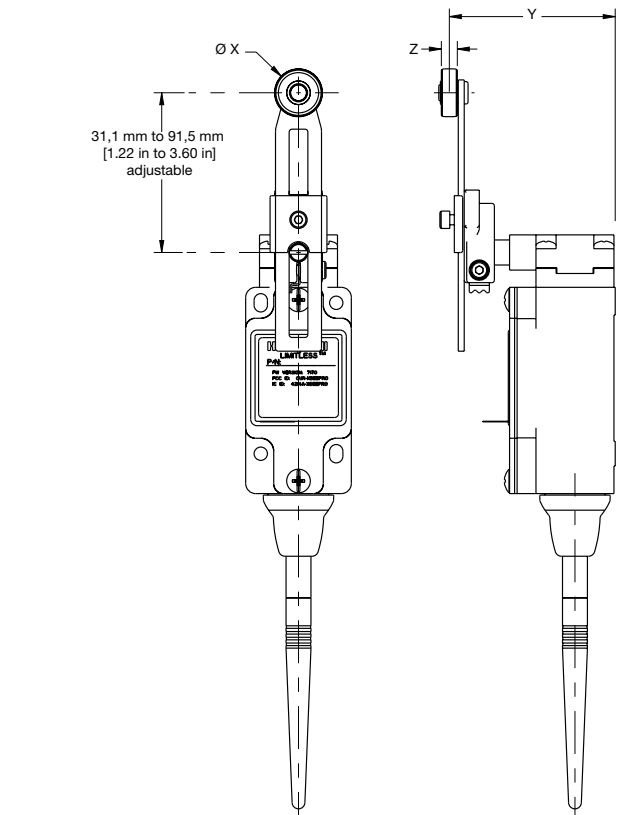


Figure 7. Specification Table (refer to Figure 7 above)

Lever	Roller Material	X Dim.	Y Dim.	Z Dim.
GLZ52A	Nylon	19,1 mm [0.75 in]	65,9 mm [2.59 in]	6,4 mm [0.25 in]
GLZ52B	Steel	19,1 mm [0.75 in]	65,9 mm [2.59 in]	6,4 mm [0.25 in]
GLZ52D	Nylon	38,1 mm [1.5 in]	65,9 mm [2.59 in]	6,4 mm [0.25 in]
GLZ52E	Nylon	19,1 mm [0.75 in]	79,4 mm [3.13 in]	33,1 mm [1.30 in]
GLZ52W	Rubber	40 mm [1.57 in]	71,5 mm [2.81 in]	12,7 mm [0.50 in]
GLZ52Y	Rubber	50 mm [1.97 in]	68,8 mm [2.71 in]	10,0 mm [0.39 in]

# Limitless™ Wireless Global Limit Switches

Figure 8. Limitless™ WGLA Series Side Rotary/Adjustable Rod Lever

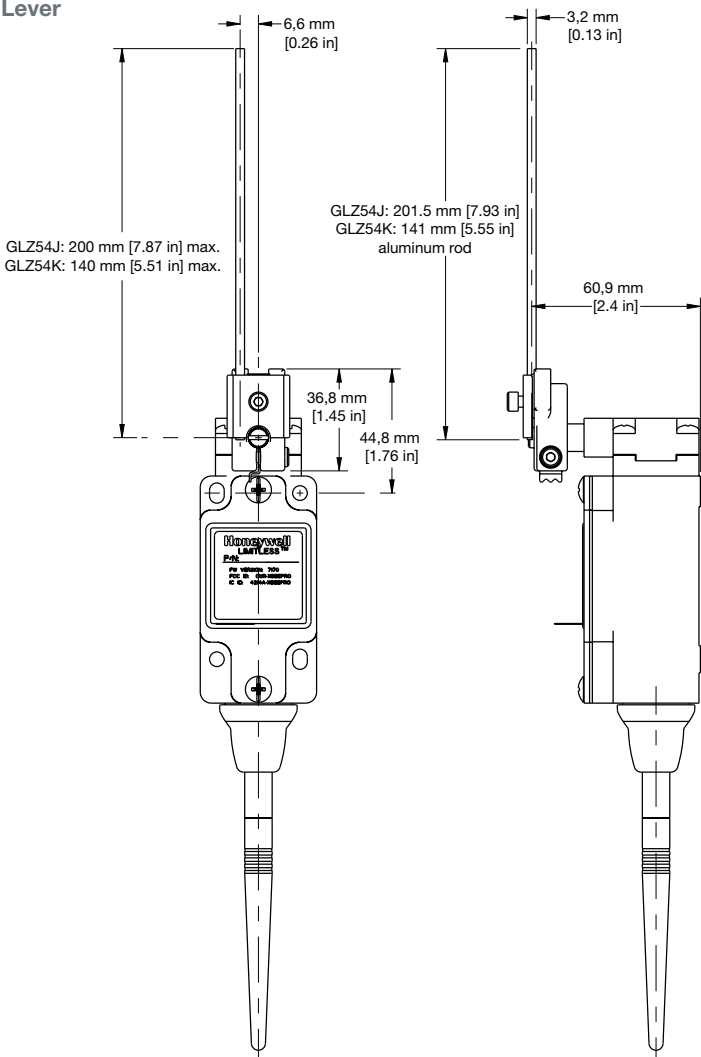


Figure 9. Limitless™ WGLA Series Top Plunger

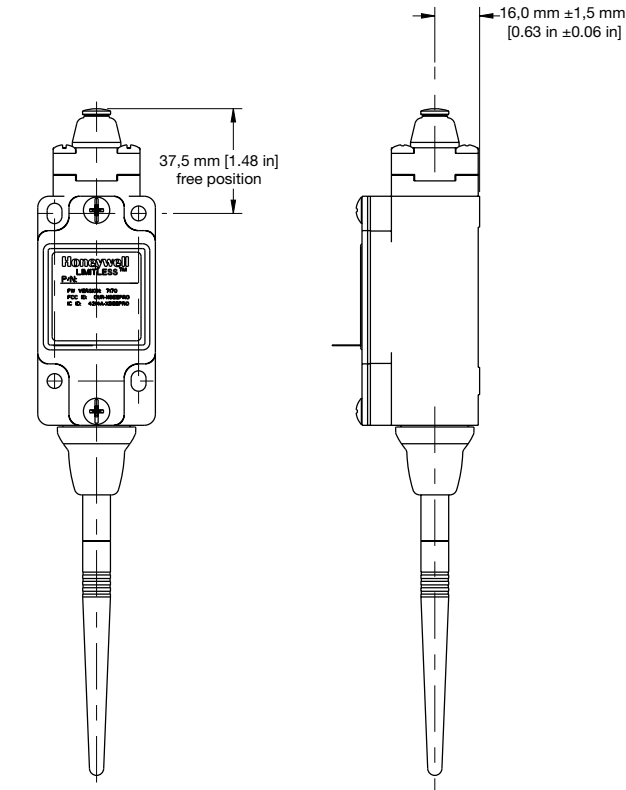


Figure 10. Limitless™ WGLA Series Top Roller Plunger

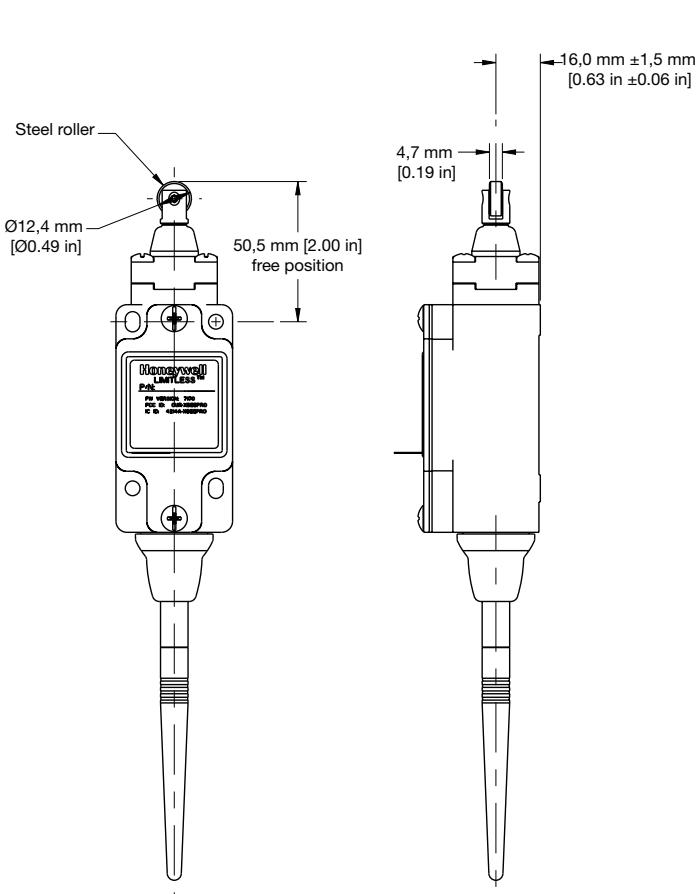
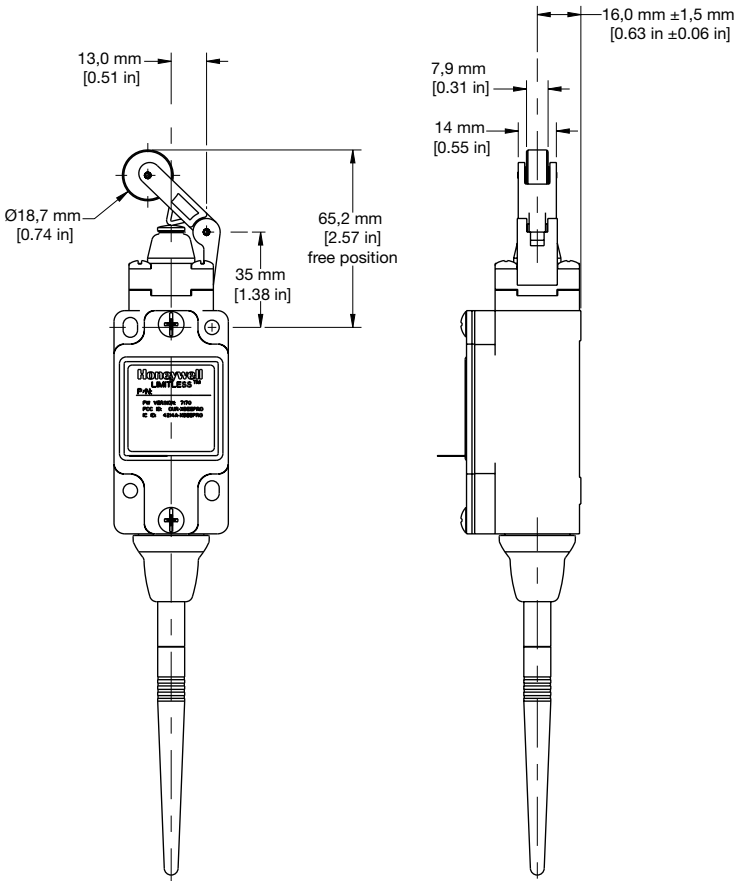












Figure 11. Limitless™ WGLA Series Top Roller Arm



# Limitless™ Wireless Global Limit Switches

**Table 3. Antenna Listings/Order Code Specifications**

Antennas can be ordered with the Limitless™ Wireless switches by inserting the **Antenna Type Code** into the part number as shown in the nomenclature. Also, switches can be ordered without antennas, by using the “00” Antenna Type Code in the part number. Antennas may also be ordered separately using the **Part Numbers** below.

	Part Number (if ordered separately)	Antenna Type Code (if ordered with a wireless switch)		Antenna Design	Antenna Gain (dBi)	Connector/ Mounting	Dimensions
	<b>WAN01RSP</b>	<b>01</b>		straight	2.2	RP-SMA plug/direct mount	Ø 9,91 mm x 112,78 mm L [Ø 0.39 in x 4.44 in L]
	<b>WAN02RSP</b>	<b>02</b>		tilt/swivel	2.2	RP-SMA plug/direct mount	Ø 9,91 mm x 112,78 mm L [Ø 0.39 in x 4.44 in L]
	<b>WAN03RSP</b>	<b>03</b>		flat	3.0	RP-SMA plug/adhesive mount	Ø 7,87 mm x 22,1 mm W x 4,57 mm D [Ø 0.31 in x 0.87 in W x 0.18 in D] 3 m [9 ft] cable
	<b>WAN04RSP*</b>	<b>04**</b> with a WAMM100RSP-005 base with 1,52 m [5 ft] of cable	<b>05**</b> with a WAMM100RSP-010 base with 3,05 m [10 ft] of cable	tilt/swivel	5.5	RP-SMA plug/direct mount	Ø 12,7 mm x 208,28 mm L [Ø 0.50 in x 8.20 in L]
	<b>WAN05RSP*</b>	<b>06**</b> with a WAMM100RSP-005 base with 1,52 m [5 ft] of cable	<b>07**</b> with a WAMM100RSP-010 base with 3,05 m [10 ft] of cable	tilt/swivel	9.0	RP-SMA plug/direct mount	Ø 12,7 mm x 384,05 mm L [Ø 0.50 in x 15.12 in L]
	<b>WAN06RNJ*</b>	<b>08**</b> with a WCA200RNPRSP-002 coax cable assembly 0,682 m [2 ft]	<b>09**</b> with a WCA200RNPRSP-010 coax cable assembly 3,05 m [10 ft]	straight	8.0	RP-N jack/ bracket	Ø 33,5 mm x 427,9 mm L [Ø 1.32 in x 16.85 in L]
	<b>WAN07RSP</b>	<b>11</b>		straight	0.0	RP-SMA plug/direct mount	Ø 8,0 mm x 30 mm L [Ø 0.32 in x 1.18 in L]
	<b>WAN09RSP</b>	–		low profile mobile	3.0	RP-SMA plug/mag- netic	Ø 76,2 mm x 115 mm L [Ø 3.0 in x 4.54 in L] 4,57 m [15 ft] cable
	<b>WAN10RSP</b>	–		straight	5.0	RP-SMA plug/mag- netic	Ø 76,2 mm x 230,1 mm L [Ø 3.0 in x 9.06 in L] 1,52 m [5 ft] cable
	<b>WAN11RSP*</b>	–		low profile mobile dome	4.0	RP-SMA plug/thru- hole screw	Ø 39 mm x 42,4 mm L [Ø 1.54 in x 1.67 in L ]

\* Not allowed for use with Country Code “B” Limitless™ products

\*\* See Tables 4 and 5 for accessory descriptions

# WGLA Series

## ACCESSORIES

Table 4. Cable and Coax Accessories












	Listing	Description
	WCA200RNPRSP-002	Limitless™ Series wireless cable assembly with 200 Series cable, 2 ft length, reverse polarity N plug to reverse polarity SMA plug, use only with WAN06RNJ antenna
	WCA200RNPRSP-010	Limitless™ Series wireless cable assembly with 200 Series cable, 10 ft length, reverse polarity N plug to reverse polarity SMA plug, use only with WAN06RNJ antenna
	WCA200RNJRSP-002	Limitless™ Series wireless cable assembly with 200 Series cable, 2 ft length, reverse polarity SMA jack to reverse polarity SMA plug
	WCA200RNJRSP-005	Limitless™ Series wireless cable assembly with 200 Series cable, 5 ft length, reverse polarity SMA jack to reverse polarity SMA plug
	WCA200RNJRSP-010	Limitless™ Series wireless cable assembly with 200 Series cable, 10 ft length, reverse polarity SMA jack to reverse polarity SMA plug
	WCA200RNJRSP-015	Limitless™ Series wireless cable assembly with 200 Series cable, 15 ft length, reverse polarity SMA jack to reverse polarity SMA plug
	WCA200RNJRSP-020	Limitless™ Series wireless cable assembly with 200 Series cable, 20 ft length, reverse polarity SMA jack to reverse polarity SMA plug

Table 5. Base Accessories

	Listing	Description
	WAMM100RSP-005	Magnetic antenna base with 5 ft [1.52 m] of cable with reverse polarity SMA plug
	WAMM100RSP-010	Magnetic antenna base with 10 ft [3.05 m] of cable with reverse polarity SMA plug
	WPB1	WPMM wireless panel-mount receiver mounting bracket
	WPR1	WPMM wireless panel-mount receiver retainer



# Limitless™ Wireless Global Limit Switches

## LIMITLESS™ ACCESSORIES: WGLA SERIES LEVERS



**GLZ51A**  
fixed rotary lever,  
nylon roller, front



**GLZ51B**  
fixed rotary lever,  
steel roller, front



**GLZ55A**  
fixed rotary offset  
lever, nylon roller, front



**GLZ55B**  
fixed rotary offset  
lever, steel roller, front



**GLZ53A**  
yoke lever, nylon rollers,  
front placement



**GLZ53B**  
yoke lever, steel rollers,  
front placement



**GLZ52A**  
adj. lever,  
nylon roller, back



**GLZ52B**  
adj. lever,  
steel roller, back



**GLZ52C/D**  
adj. lever,  
nylon & steel roller,  
front



**GLZ54J**  
adjustable rod,  
200 mm aluminum



**GLZ54K**  
adjustable rod,  
140 mm aluminum



**GLZ54N**  
adjustable rod,  
318 mm stainless steel

# WGLA Series

## This Honeywell datasheet supports the following Limitless™ WGLA Series Listings

### For use in US, Canada, and Mexico

WGLA1A00AA  
WGLA1A00AA4J  
WGLA1A00AB  
WGLA1A00AC  
WGLA1A00AD  
WGLA1A01AA1A  
WGLA1A01AA1B  
WGLA1A01AA4J  
WGLA1A01AB  
WGLA1A01AC  
WGLA1A01AD  
WGLA1A02AA1A  
WGLA1A02AA1B  
WGLA1A02AA1T  
WGLA1A02AA2B  
WGLA1A02AA3B  
WGLA1A02AA4J  
WGLA1A02AB  
WGLA1A02AC  
WGLA1A02AD  
WGLA1A04AA1A  
WGLA1A04AA1B  
WGLA1A04AA4J  
WGLA1A04AB

WGLA1A04AC  
WGLA1A06AA4N  
WGLA1A11AA1A  
WGLA1A11AA1B  
WGLA1A11AA4J  
WGLA1A11AB  
WGLA1A11AC

### For use in all other approved countries

WGLA1A00BA  
WGLA1A00BA1B  
WGLA1A00BA2B  
WGLA1A00BA4J  
WGLA1A00BB  
WGLA1A00BC  
WGLA1A00BD  
WGLA1A01BA1A  
WGLA1A01BA1B  
WGLA1A01BA4J  
WGLA1A01BA4N  
WGLA1A01BB  
WGLA1A01BC  
WGLA1A01BD  
WGLA1A02BA1A  
WGLA1A02BA1B

WGLA1A02BA2B  
WGLA1A02BA4J  
WGLA1A02BB  
WGLA1A02BC  
WGLA1A02BD  
WGLA1A04BA1A  
WGLA1A04BA1B  
WGLA1A04BA4J  
WGLA1A04BB  
WGLA1A04BC  
WGLA1A11BA1A  
WGLA1A11BA1B  
WGLA1A11BA2B  
WGLA1A11BB  
WGLA1A11BC

## WARNING

### PERSONAL INJURY

**DO NOT USE** these products as safety or emergency stop devices or in any other application where failure of the product could result in personal injury.

**Failure to comply with these instructions could result in death or serious injury.**

## WARNING

### MISUSE OF DOCUMENTATION

- The information presented in this product sheet is for reference only. Do not use this document as a product installation guide.
- Complete installation, operation, and maintenance information is provided in the instructions supplied with each product.

**Failure to comply with these instructions could result in death or serious injury.**

## ADDITIONAL INFORMATION

The following associated literature is available on the Honeywell web site at [sensing.honeywell.com](http://sensing.honeywell.com):

- Product installation instructions
- Product range guide
- Product brochure
- White Paper: Limitless™ Switches Offer Unlimited Benefits

## WARRANTY/REMEDY

Honeywell warrants goods of its manufacture as being free of defective materials and faulty workmanship. Honeywell's standard product warranty applies unless agreed to otherwise by Honeywell in writing; please refer to your order acknowledgement or consult your local sales office for specific warranty details. If warranted goods are returned to Honeywell during the period of coverage, Honeywell will repair or replace, at its option, without charge those items it finds defective. **The foregoing is buyer's sole remedy and is in lieu of all other warranties, expressed or implied, including those of merchantability and fitness for a particular purpose. In no event shall Honeywell be liable for consequential, special, or indirect damages.**

While we provide application assistance personally, through our literature and the Honeywell website, it is up to the customer to determine the suitability of the product in the application.

Specifications may change without notice. The information we supply is believed to be accurate and reliable as of this printing. However, we assume no responsibility for its use.

#### **Find out more**

Honeywell serves its customers through a worldwide network of sales offices, representatives and distributors. For application assistance, current specifications, pricing or name of the nearest Authorized Distributor, contact your local sales office.

To learn more about Honeywell's sensing and control products, call **+1-815-235-6847** or **1-800-537-6945**, visit **sensing.honeywell.com**, or e-mail inquiries to **info.sc@honeywell.com**

Sensing and Control  
Honeywell  
1985 Douglas Drive North  
Golden Valley, MN 55422  
**honeywell.com**

The Honeywell logo, consisting of the word "Honeywell" in a bold, red, sans-serif font.

002317-4-EN IL50 GLO  
October 2014  
Copyright © 2014 Honeywell International Inc. All rights reserved.

# Mouser Electronics

Authorized Distributor

Click to View Pricing, Inventory, Delivery & Lifecycle Information:

[Honeywell:](#)

[WGLA1A01BA4J](#) [WAMM100RSP-005](#) [WAMM100RSP-010](#) [WAN01RSP](#) [WAN02RSP](#) [WAN03RSP](#) [WAN04RSP](#)  
[WAN06RNJ](#) [WGLA1A01AA4J](#) [WCA200RNPRSP-002](#) [WCA200RNPRSP-010](#) [WGLA1A01AA1A](#) [WGLA1A01AA1B](#)  
[WGLA1A01AB](#) [WGLA1A01AC](#) [WGLA1A01AD](#) [WGLA1A01BB](#) [WGLA1A01BC](#) [WGLA1A01BD](#)