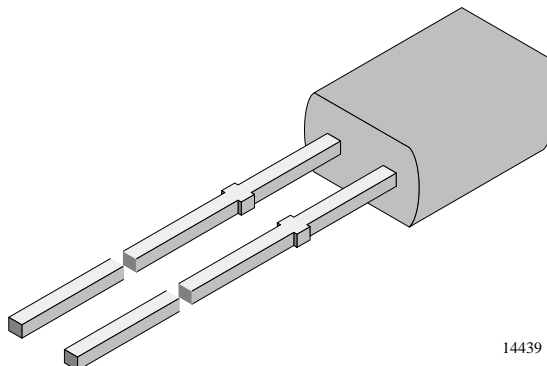


Silicon PIN Photodiode

Description

BPW46L is a high speed and high sensitive PIN photodiode in a flat side view plastic package. Due to its waterclear epoxy the device is sensitive to visible and infrared radiation.

The large active area combined with a flat case gives a high sensitivity at a wide viewing angle.



14439

Features

- Long lead package (33,2 mm)
- Large radiant sensitive area ($A=7.5 \text{ mm}^2$)
- Wide angle of half sensitivity $\varphi = \pm 65^\circ$
- High photo sensitivity
- Fast response times
- Small junction capacitance
- Clear plastic case
- Suitable for visible and near infrared radiation

Applications

High speed photo detector

Absolute Maximum Ratings

$T_{\text{amb}} = 25^\circ\text{C}$

Parameter	Test Conditions	Symbol	Value	Unit
Reverse Voltage		V_R	60	V
Power Dissipation	$T_{\text{amb}} \leq 25^\circ\text{C}$	P_V	215	mW
Junction Temperature		T_j	100	$^\circ\text{C}$
Storage Temperature Range		T_{stg}	$-55\dots+100$	$^\circ\text{C}$
Soldering Temperature	$t \leq 5 \text{ s}$	T_{sd}	260	$^\circ\text{C}$
Thermal Resistance Junction/Ambient		R_{thJA}	350	K/W

Basic Characteristics

 $T_{amb} = 25^{\circ}\text{C}$

Parameter	Test Conditions	Symbol	Min	Typ	Max	Unit
Breakdown Voltage	$I_R = 100\ \mu\text{A}$, $E = 0$	$V_{(BR)}$	60			V
Reverse Dark Current	$V_R = 10\ \text{V}$, $E = 0$	I_{ro}		2	30	nA
Diode Capacitance	$V_R = 0\ \text{V}$, $f = 1\ \text{MHz}$, $E = 0$	C_D		70		pF
	$V_R = 3\ \text{V}$, $f = 1\ \text{MHz}$, $E = 0$	C_D		25	40	pF
Open Circuit Voltage	$E_e = 1\ \text{mW/cm}^2$, $\lambda = 950\ \text{nm}$	V_o		350		mV
Temp. Coefficient of V_o	$E_e = 1\ \text{mW/cm}^2$, $\lambda = 950\ \text{nm}$	TK_{V_o}		-2.6		mV/K
Short Circuit Current	$E_A = 1\ \text{klx}$	I_k		70		μA
	$E_e = 1\ \text{mW/cm}^2$, $\lambda = 950\ \text{nm}$	I_k		47		μA
Temp. Coefficient of I_k	$E_e = 1\ \text{mW/cm}^2$, $\lambda = 950\ \text{nm}$	TK_{I_k}		0.1		%/K
Reverse Light Current	$E_A = 1\ \text{klx}$, $V_R = 5\ \text{V}$	I_{ra}		75		μA
	$E_e = 1\ \text{mW/cm}^2$, $\lambda = 950\ \text{nm}$, $V_R = 5\ \text{V}$	I_{ra}	40	50		μA
Angle of Half Sensitivity		ϕ		± 65		deg
Wavelength of Peak Sensitivity		λ_p		900		nm
Range of Spectral Bandwidth		$\lambda_{0.5}$		600...1050		nm
Noise Equivalent Power	$V_R = 10\ \text{V}$, $\lambda = 950\ \text{nm}$	NEP		4×10^{-14}		W/ $\sqrt{\text{Hz}}$
Rise Time	$V_R = 10\ \text{V}$, $R_L = 1\ \text{k}\Omega$, $\lambda = 820\ \text{nm}$	t_r		100		ns
Fall Time	$V_R = 10\ \text{V}$, $R_L = 1\ \text{k}\Omega$, $\lambda = 820\ \text{nm}$	t_f		100		ns

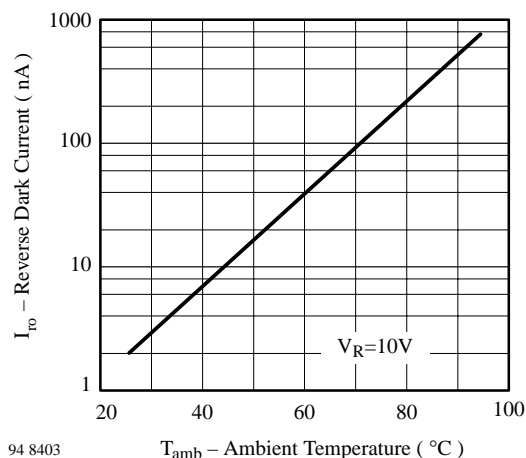
Typical Characteristics ($T_{amb} = 25^{\circ}\text{C}$ unless otherwise specified)

Figure 1. Reverse Dark Current vs. Ambient Temperature

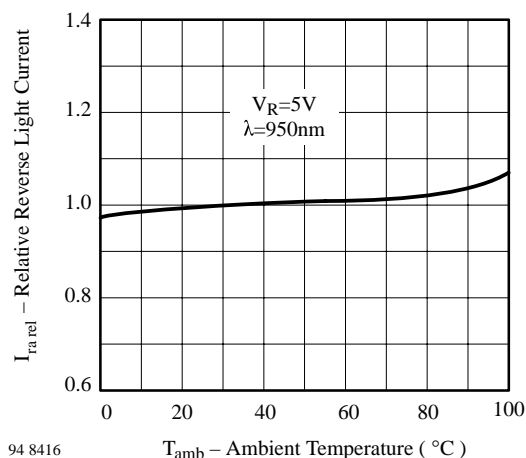


Figure 2. Relative Reverse Light Current vs. Ambient Temperature

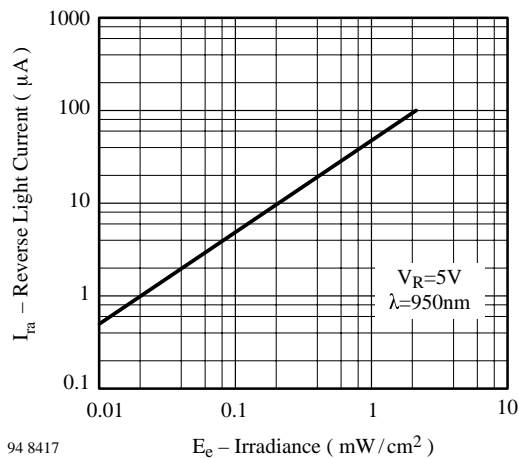


Figure 3. Reverse Light Current vs. Irradiance

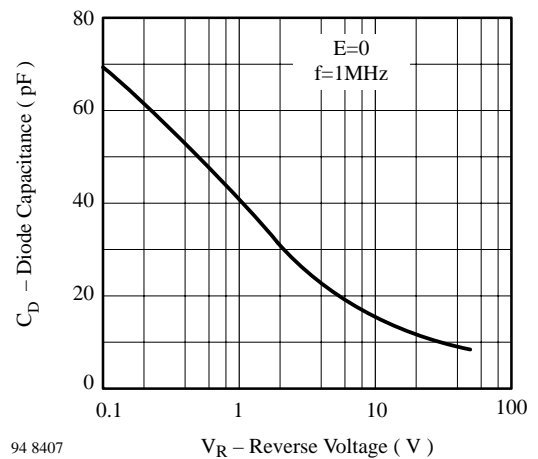


Figure 6. Diode Capacitance vs. Reverse Voltage

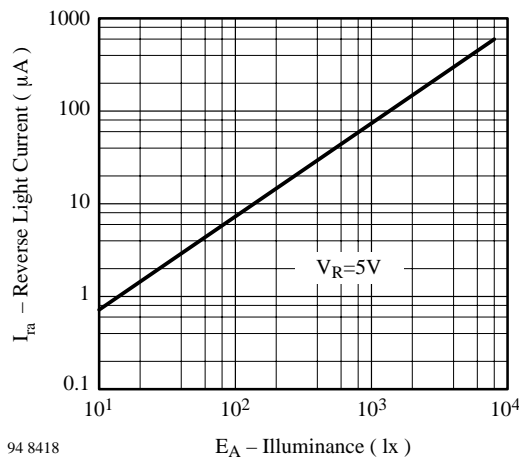


Figure 4. Reverse Light Current vs. Illuminance

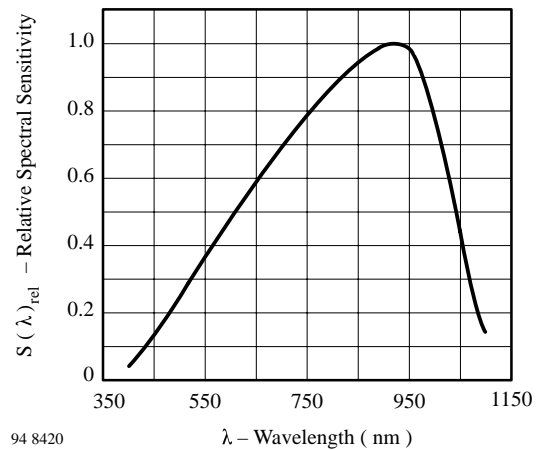


Figure 7. Relative Spectral Sensitivity vs. Wavelength

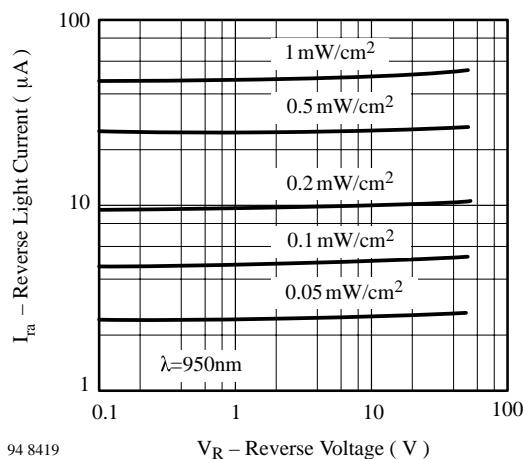


Figure 5. Reverse Light Current vs. Reverse Voltage

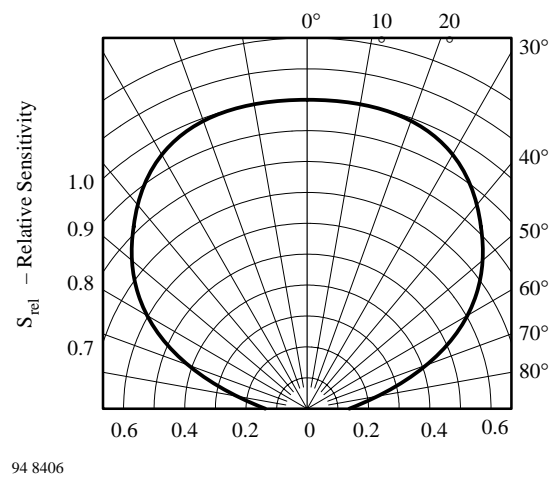
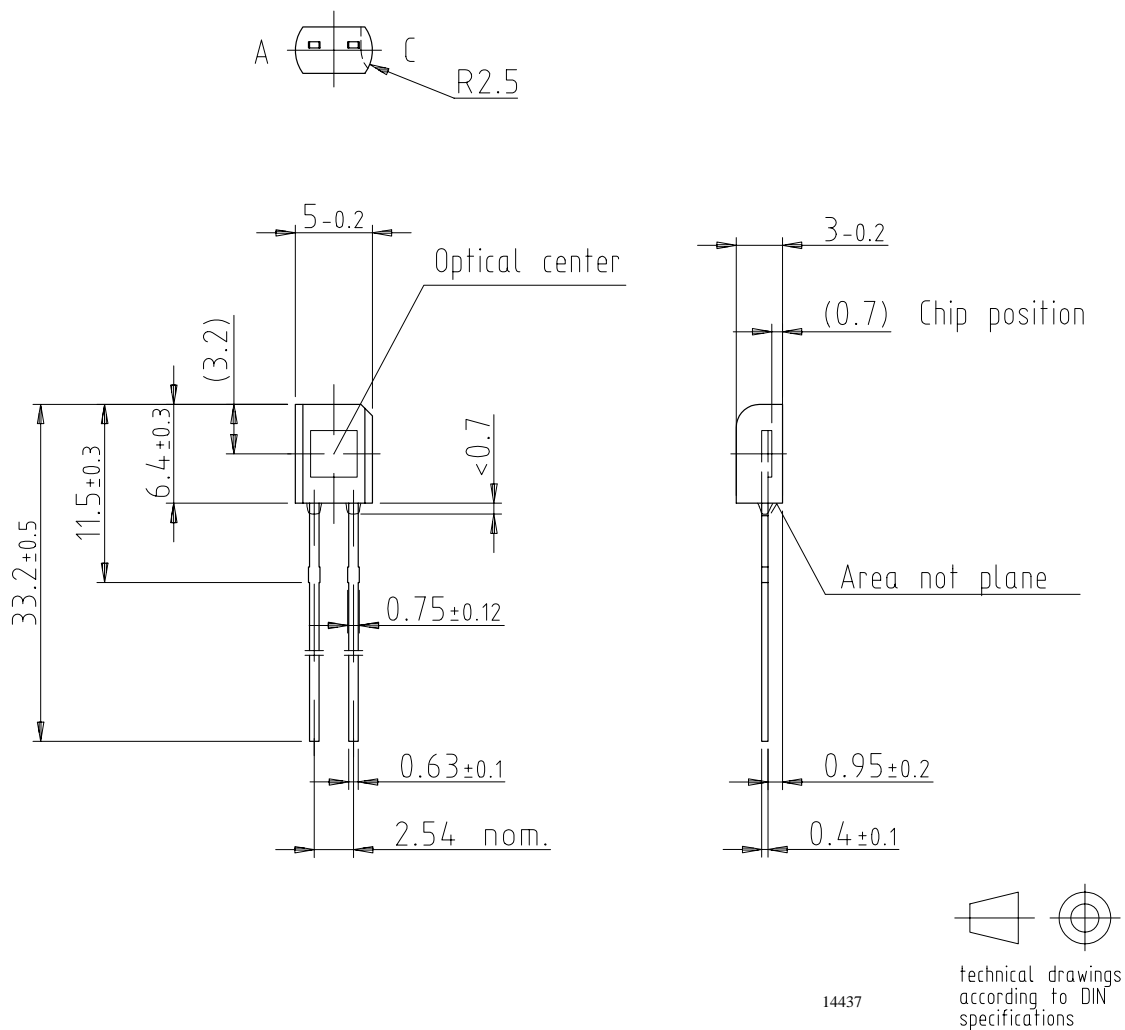


Figure 8. Relative Radiant Sensitivity vs. Angular Displacement

Dimensions in mm





Ozone Depleting Substances Policy Statement

It is the policy of **Vishay Semiconductor GmbH** to

1. Meet all present and future national and international statutory requirements.
2. Regularly and continuously improve the performance of our products, processes, distribution and operating systems with respect to their impact on the health and safety of our employees and the public, as well as their impact on the environment.

It is particular concern to control or eliminate releases of those substances into the atmosphere which are known as ozone depleting substances (ODSs).

The Montreal Protocol (1987) and its London Amendments (1990) intend to severely restrict the use of ODSs and forbid their use within the next ten years. Various national and international initiatives are pressing for an earlier ban on these substances.

Vishay Semiconductor GmbH has been able to use its policy of continuous improvements to eliminate the use of ODSs listed in the following documents.

1. Annex A, B and list of transitional substances of the Montreal Protocol and the London Amendments respectively
2. Class I and II ozone depleting substances in the Clean Air Act Amendments of 1990 by the Environmental Protection Agency (EPA) in the USA
3. Council Decision 88/540/EEC and 91/690/EEC Annex A, B and C (transitional substances) respectively.

Vishay Semiconductor GmbH can certify that our semiconductors are not manufactured with ozone depleting substances and do not contain such substances.

We reserve the right to make changes to improve technical design and may do so without further notice.

Parameters can vary in different applications. All operating parameters must be validated for each customer application by the customer. Should the buyer use Vishay-Telefunken products for any unintended or unauthorized application, the buyer shall indemnify Vishay-Telefunken against all claims, costs, damages, and expenses, arising out of, directly or indirectly, any claim of personal damage, injury or death associated with such unintended or unauthorized use.

Vishay Semiconductor GmbH, P.O.B. 3535, D-74025 Heilbronn, Germany
Telephone: 49 (0)7131 67 2831, Fax number: 49 (0)7131 67 2423