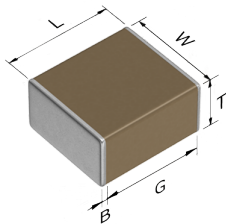


C5750X7S2A106M230KE



TDK item description C5750X7S2A106MT***S

| | |
|---------------------|---|
| Applications | Commercial Grade Please refer to Part No. CGA9N3X7S2A106M230KE for Automotive use. |
| Feature | Mid Voltage (100 to 630V) Soft Termination |
| Series | C5750 [EIA 2220] |
| Status | Production |



| Size | |
|-------------------------------|----------------------|
| Length(L) | 5.70mm +0.50,-0.40mm |
| Width(W) | 5.00mm ±0.40mm |
| Thickness(T) | 2.30mm +0.30,-0.20mm |
| Terminal Width(B) | 0.20mm Min. |
| Terminal Spacing(G) | |
| Recommended Land Pattern (PA) | 4.10mm to 4.80mm |
| Recommended Land Pattern (PB) | 1.20mm to 1.40mm |
| Recommended Land Pattern (PC) | 4.00mm to 5.00mm |

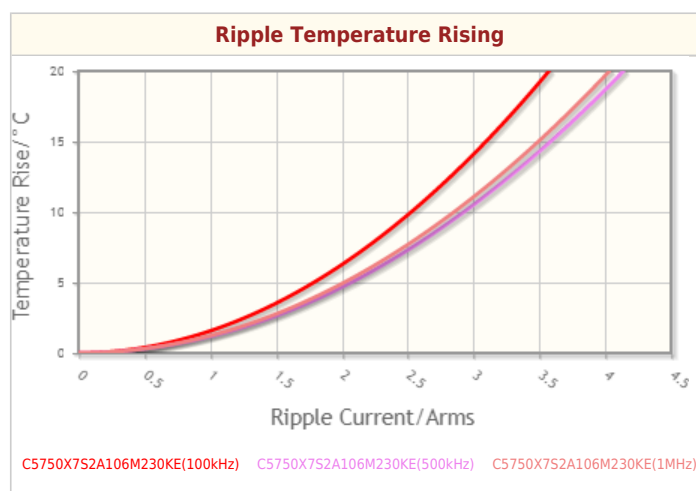
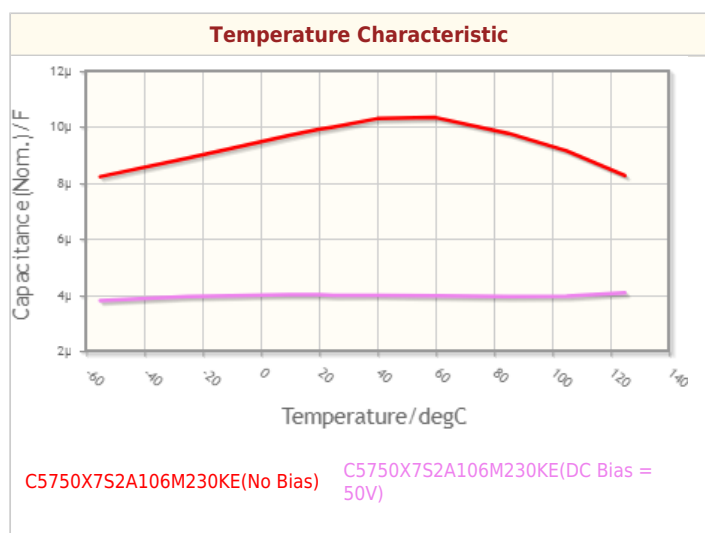
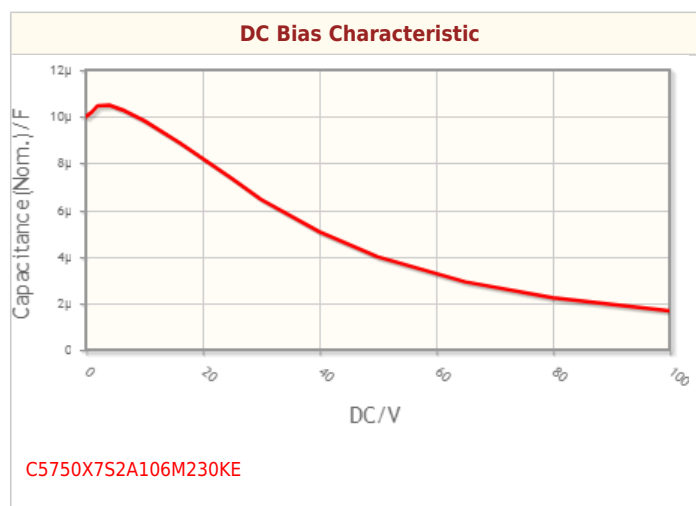
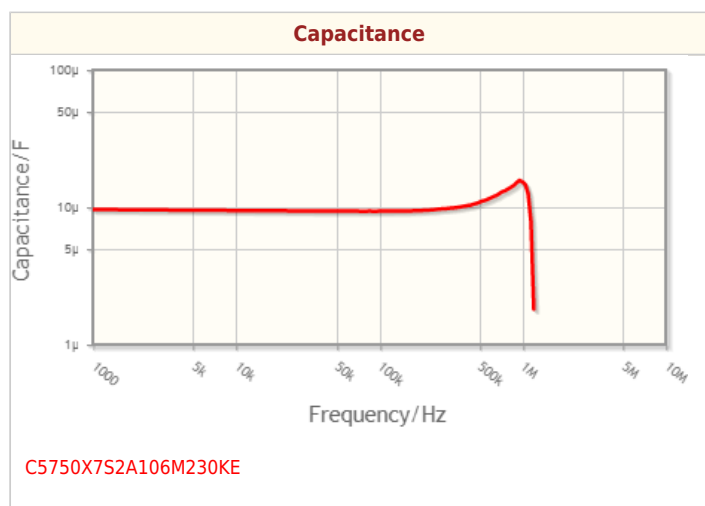
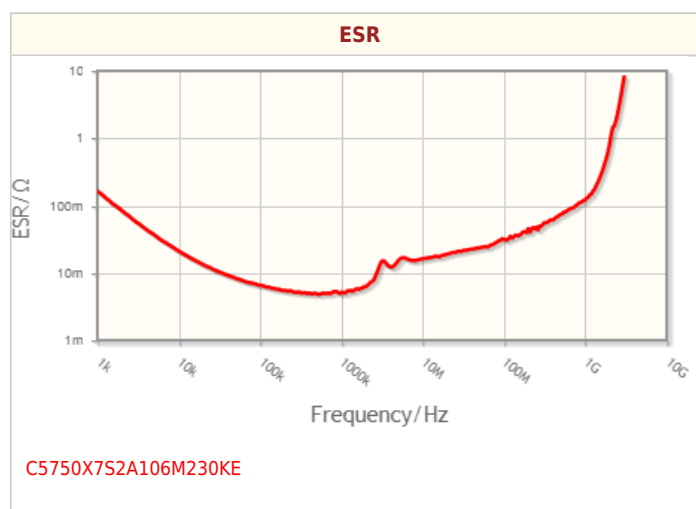
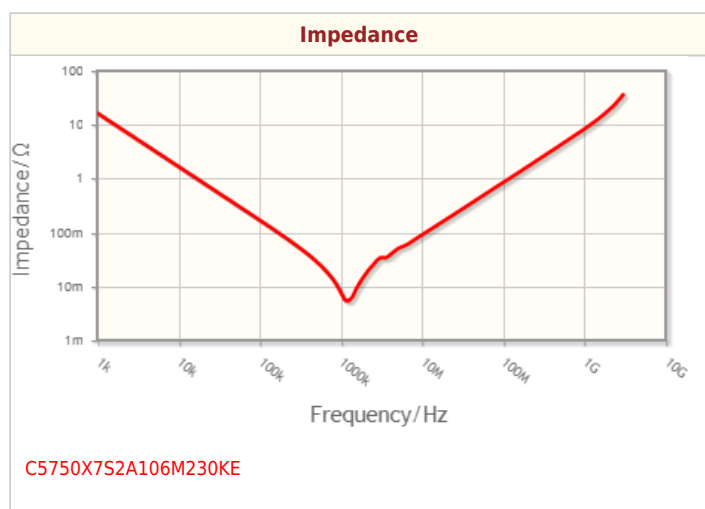
| Electrical Characteristics | |
|------------------------------|-----------|
| Capacitance | 10μF ±20% |
| Rated Voltage | 100VDC |
| Temperature Characteristic | X7S(±22%) |
| Dissipation Factor (Max.) | 5% |
| Insulation Resistance (Min.) | 50MΩ |

| Other | |
|------------------|--------------------------------------|
| Soldering Method | Reflow |
| AEC-Q200 | No |
| Packing | Blister (Plastic)Taping [180mm Reel] |
| Package Quantity | 500pcs |

! Images are for reference only and show exemplary products.
! This PDF document was created based on the data listed on the TDK Corporation website.
! All specifications are subject to change without notice.

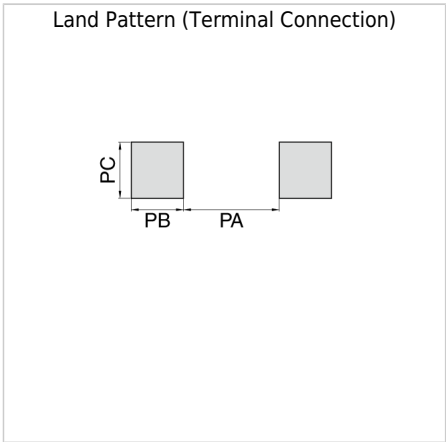


Characteristic Graphs(This is reference data, and does not guarantee the products characteristics.)





Associated Images



! Images are for reference only and show exemplary products.
! This PDF document was created based on the data listed on the TDK Corporation website.
! All specifications are subject to change without notice.