

TSR2W-25-1

1-1/4" elbow cover - 1" bend radius - White

Article Number: 250-02253

Part Number: TSR2W-25-1

Type: TSR2-25-1

Material: PVC



1. Base Data

Part No.	TSR2W-25-1
Type	TSR2-25-1
Color	White
Features	HellermannTyton's low voltage TSR surface raceway system is a one piece latching duct designed to contain, route and protect wire and cable when it is not feasible to run it within the wall. It is manufactured from a 94 V-0 PVC and features a superior adh

4. Material and Specifications

Material Polyvinylchloride (PVC)

Material Shortcut PVC

Logistic and Packaging

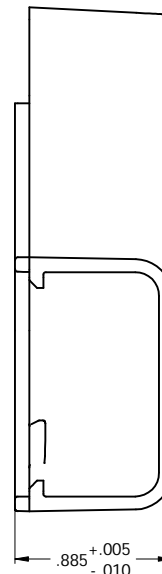
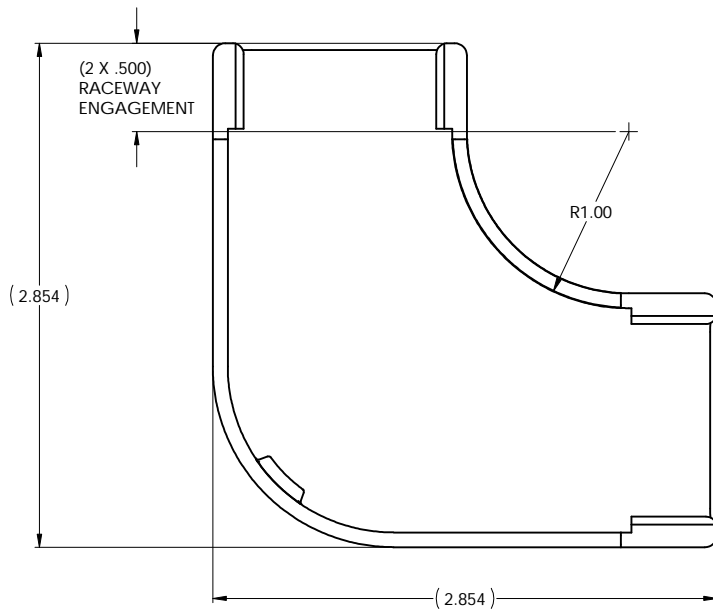
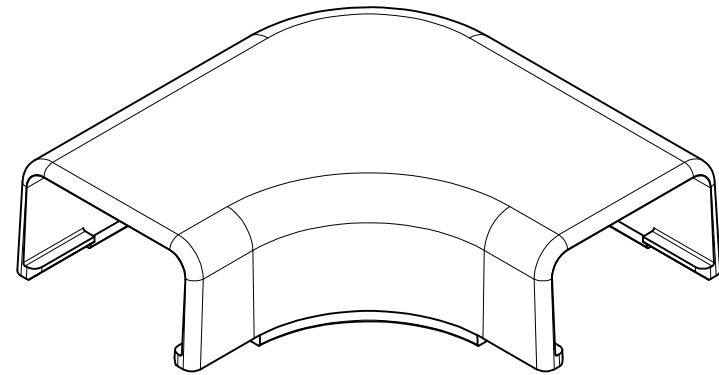
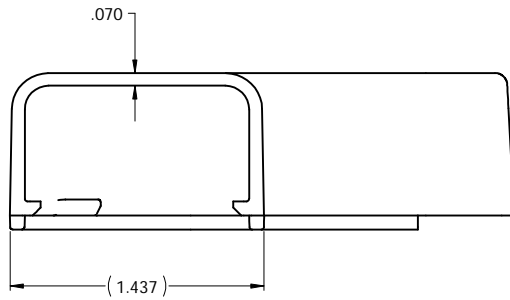
Packaging Type bag

Pkg. Qty. 10

Carton Qty. 10

Minimum Order Quantity 10

UPC 08930616023



PART NO. DESCRIPTION

TSR2_-25-1

COLOR:
I = IVORY
FW = OFFICE WHITE
W = WHITE
(FOR OTHER COLORS
CONTACT FACTORY)

REDUCED
NO SCALE

HellermannTyton. <small>A SPIRENT Company</small> <small>ALL PROPRIETARY RIGHTS IN THE SUBJECT MATTER SHOWN ON THIS DRAWING ARE EXCLUSIVE PROPERTY OF HELLERMANN TYTON</small>		
name	date	city, state

NOTES	1. THIS PART MATES WITH (2) TSR2 RACEWAYS.
-------	--

REVISION	DR level 01
	AW by PLN
	IN date 07/11/02
	ECN # 003262
	part level B

PART	number TSR2_-25-1	phase PRODUCTION
	name TSR2-25-1	
	1 1/4" INTERNAL COVER	
	WITH 1" MIN BEND RADIUS	
	material PVC	

DRAWING	format C	SW SW	scale 2:1
	version N	previous number DTVCS13032002A	
	computer file number DT3032002CST_01	checked J. STOLZ	approved
	drawn 03/22/96	type CUSTOMER	sheet 1 of 1
	number DT3032002CST		

TSR — Low Voltage Surface Raceway Accessories

HellermannTyton provides a complete line of fittings to manage connectivity requirements from the telecommunications room to the work area. Each size of raceway offers numerous fittings, offered in electrical ivory, white or office white, including TIA/EIA-568-B compliant 1" bend radius accessories which help ensure consistent data transmission performance of Category 5, 5e and 6 communications systems.



Designated with -50



Designated with -36



Designated with -25-1



Designated with -29-1



Designated with -14



Designated with -12



Designated with -33-1



Designated with -21-1



*Recommend using the TSRX-JB2 for voice and data applications

Product Selection

Part Number	Description	Pkg. Qty.
TSR1 Fittings		
TSR1X-14	Splice Cover – 3/4"	10
TSR1X-21-1	Tee Cover – 3/4" – 1" Bend Radius	10
TSR1X-25-1	Elbow Cover – 3/4" – 1" Bend Radius	10
TSR1X-29-1	External Corner – 3/4" – 1" Bend Radius	10
TSR1X-33-1	Internal Corner – 3/4" – 1" Bend Radius	10
TSR1X-36	End Cap – 3/4"	10
TSR1X-50	Ceiling Drop – 3/4"	10
TSR2 Fittings		
TSR2X-14	Splice Cover – 1-1/4"	10
TSR2X-21-1	Tee Cover – 1-1/4" – 1" Bend Radius	10
TSR2X-25-1	Elbow Cover – 1-1/4" – 1" Bend Radius	10
TSR2X-29-1	External Corner – 1-1/4" – 1" Bend Radius	10
TSR2X-33-1	Internal Corner – 1-1/4" – 1" Bend Radius	10
TSR2X-36	End Cap – 1-1/4"	10
TSR2X-50	Ceiling Drop – 1-1/4"	10
TSR3 Fittings		
TSR3X-14	Splice Cover – 1-3/4"	10
TSR3X-21-1	Tee Cover – 1-3/4" – 1" Bend Radius	10
TSR3X-25-1	Elbow Cover – 1-3/4" – 1" Bend Radius	10
TSR3X-29-1	External Corner – 1-3/4" – 1" Bend Radius	10
TSR3X-33-1	Internal Corner – 1-3/4" – 1" Bend Radius	10
TSR3X-36	End Cap – 1-3/4"	10
TSR3X-50	Ceiling Drop – 1-3/4"	10
Reducers		
TSR1X-12	Reducer – 1-3/4" to 1-1/4" (TSR3 to TSR2)	10
TSR2X-12	Reducer – 1-3/4" to 3/4" (TSR3 to TSR1)	10
TSR3X-12	Reducer – 1-1/4" to 3/4" (TSR2 to TSR1)	10
Junction Boxes		
TSRX-JB1	Junction Box Single Gang – 3"(W) x 4-3/4"(L) x 1-1/4"(H)	1
TSRX-JB2 *	Junction Box Single Gang – 3"(W) x 4-3/4"(L) x 2"(H)	1
TSRX-JBD	Junction Box Dual Gang – 4.91"(W) x 4.83"(L) x 1-1/2"(H)	1

Replace "X" in the part number with the following letters for desired color:
 X = I (ivory), FW (office white), W (white)

Junction Boxes

Offered in a dual or single gang format, HellermannTyton's low voltage junction boxes are versatile enough for any network cabling application. Available in varying depths, these boxes are all equipped with concentric knockouts on all four sides for every TSR size of raceway which eliminates routing and installation inconvenience. All three styles of junction boxes come with adhesive strips on the back of the base and also #6 screws to secure the box to the base. See page 62 for knockout sizes and locations.