

VPP12-1600

Electrical Specifications (@25C)

- Maximum Power: 20.0VA
- Input: **Series:** 230VAC, 50/60Hz; **Parallel:** 115VAC, 50/60Hz
- Output: **Series**¹: 12.6V CT @ 1.6A; **Parallel**²: 6.3V @ 3.2A
- Voltage Regulation: 25% TYP @ full load to no load
- Temperature Rise: 30C TYP (45C MAX allowed)
- Insulation Resistance: 100MΩ
- Hipot: 4000VAC between primary to secondary and windings to core.
- Recommended Fuse³:
 Series: Littelfuse p/n 313 2HXP, 2.0A 250V, slow blow, ¼ x 1 ¼ or,
 Cooper Bussmann p/n BK/MDL-2, 2A 250V, ¼ x 1 ¼
 Parallel: Littelfuse p/n 313 4HXP, 4.0A 250V, slow blow, ¼ x 1 ¼ or,
 Cooper Bussmann p/n BK/MDL-4, 4A 250V, ¼ x 1 ¼

Construction:

Dual bobbin construction with an insulated shroud, both made of a high temperature material that exceeds UL flammability requirements.

Safety:

Since the dual bobbin construction effectively reduces capacitance, electrostatic shielding is not required. World Series Transformers are designed and manufactured to meet the following agency approvals:



Agency File:

UL: File E53148, UL 5085-1 and 2 (formerly UL 506), General Purpose.
 UL: File E65390, UL 5085-1 and 3 (formerly UL1585), Class 2/3.
 CSA: File LR 221330. C22.2 NO. 66, General Purpose.
 TUV: File R72103639, EN 60950, (IEC950) information Technology Equipment.

A. Dimensions: Units: In inches

A	B	C	D	E	F	G	H
1.500	1.625	.187	.400	.400	1.875	2.250	1.460

B. PIN DIM. : 0.036 SQ

C. WT Lbs. : 0.90

D. Mounting Holes: .112 dia. x 2.

Connections⁴:

Input: Series – Pin 1 to Pin 6, Jumper Pin 4 to Pin 3
 Parallel – Pin 1 to Pin 6, Jumper Pin 1 to Pin 4 and Pin 3 to Pin 6

Output: Series – Pin 7 to Pin 12, Jumper Pin 9 to Pin 10
 Parallel – Pin 7 to Pin 12, Jumper Pin 7 to Pin 10 and Pin 9 to Pin 12

RoHS Compliance: As of manufacturing date February 2005, all standard products meet the requirements of 2011/65/EU, known as the RoHS initiative.

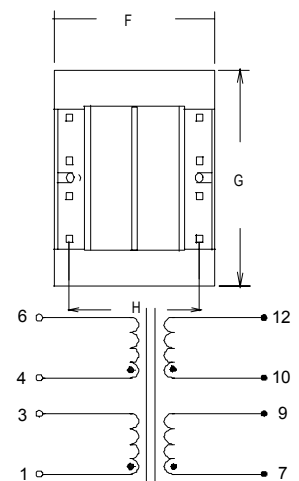
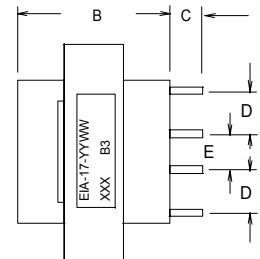
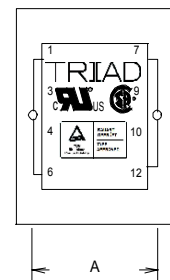
* Upon printing, this document is considered "uncontrolled". Please contact Triad Magnetics' website for the most current version.

¹ Non-Inherently limited. Class 2 not wet, Class 3 wet.

² Non-Inherently limited. Class 2.

³ Fuse must be used on **secondary** as conditions of acceptability for UL Class2/3 operation.

⁴ Primary and secondary windings are designed to be connected in series or parallel. Winding are not intended to be used independently.



SCHEMATIC