THIS DRAWING IS UNPUBLISHED. RELEASED FOR PUBLICATION 20
© COPYRIGHT 20 BY - ALL RIGHTS RESERVED.

LOC	DIST
AD	00

REVISIONS

P	LTR	DESCRIPTION	DATE	DWN	APVD
	B	REVISED PER ECO-12-000418	16JAN2012	KH	DD

1. MATERIAL:
   HOUSING: LCP, GLASS FILLED, UL94V-0.
   TERMINALS: HIGH PERFORMANCE COPPER ALLOY.
2. FINISH:
   30µ" SELECTIVE GOLD IN CONTACT AREA. SELECTIVE TIN ON PCB TAILS, NICKEL OVERALL.
3. FINISH:
   30µ" SELECTIVE GOLD IN CONTACT AREA. SELECTIVE TIN-LEAD ON PCB TAILS, NICKEL OVERALL.
4. CONNECTORS SUPPLIED WITH MOUNTING SCREWS.

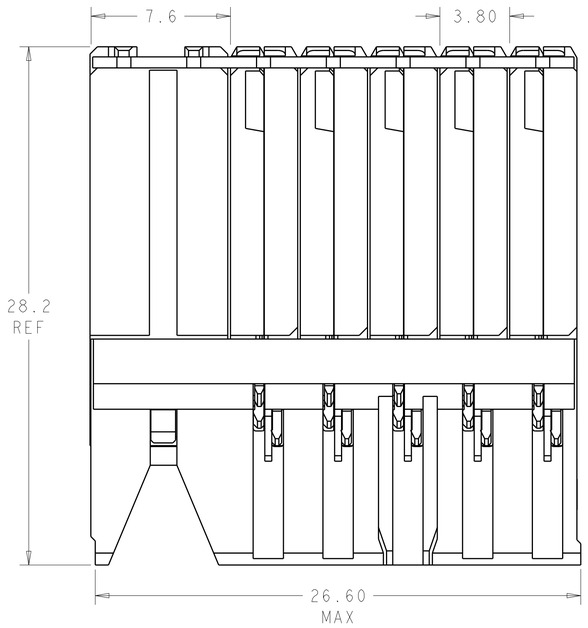

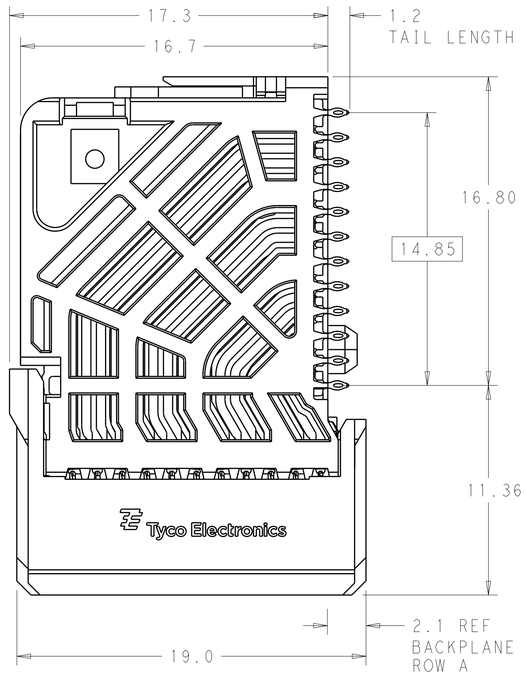

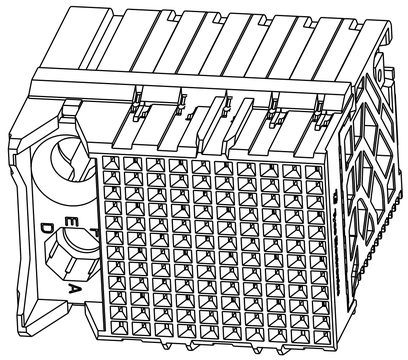

SCALE 4:1

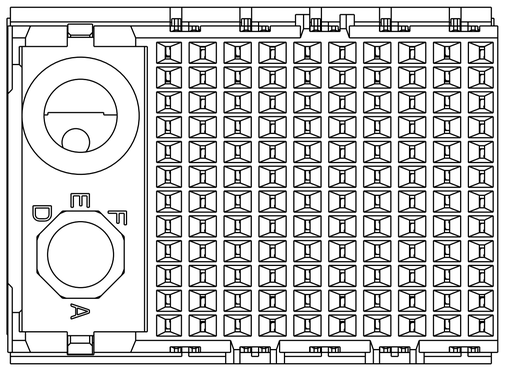

REFER TO WWW.TE.COM
FOR PRODUCT AVAILABILITY

KEY POSITION	FINISH	PART NUMBER
H	3	8-2007715-5
G	3	7-2007715-5
F	3	6-2007715-5
E	3	5-2007715-5
D	3	4-2007715-5
C	3	3-2007715-5
B	3	2-2007715-5
A	3	1-2007715-5
NONE	3	2007715-5
H	2	8-2007715-1
G	2	7-2007715-1
F	2	6-2007715-1
E	2	5-2007715-1
D	2	4-2007715-1
C	2	3-2007715-1
B	2	2-2007715-1
A	2	1-2007715-1
NONE	2	2007715-1

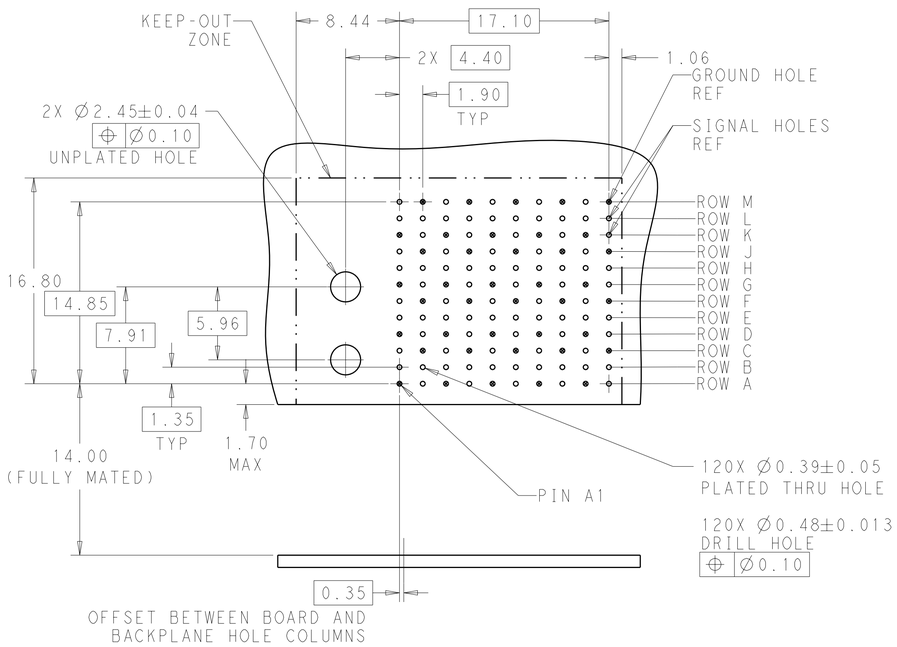

RECOMMENDED PCB LAYOUT
MIN BOARD THICKNESS 1.0

KEY POSITION CHART

NONE	
A	E
B	F
C	G
D	H

THIS DRAWING IS A CONTROLLED DOCUMENT.

DIMENSIONS: mm

TOLERANCES UNLESS OTHERWISE SPECIFIED:
0 PLC ±-
1 PLC ±0.2
2 PLC ±0.13
3 PLC ±-
4 PLC ±-
ANGLES ±-

MATERIAL 1

FINISH SEE TABLE 1

DWN	7. MILLER	27DEC2010
CHK	D. DIXON	27DEC2010
APVD	D. DIXON	27DEC2010

PRODUCT SPEC -
APPLICATION SPEC -
WEIGHT -

TE Connectivity

NAME: IMPACT, 4 PAIR, DAUGHTERCARD 10 COLUMN, LEFT GUIDED, SIGNAL MODULE, 0.39 EYELET

SIZE	CAGE CODE	DRAWING NO	RESTRICTED TO
A1	00779	C-2007715	-

CUSTOMER DRAWING | SCALE 6:1 | SHEET 1 OF 1 | REV B

4805 (3/11)

Pro/ENGINEER DRAWING