THIS DRAWING IS UNPUBLISHED. RELEASED FOR PUBLICATION -,- .
© COPYRIGHT - By - ALL RIGHTS RESERVED.

LOC	DIST
FT	0

REVISIONS

P	LTR	DESCRIPTION	DATE	DWN	APVD
	D1	REVISED PER ECO-11-015517	01AUG11	HMR	SM

MATERIAL:
HOUSING: THERMOPLASTIC, UL94V-0, BLACK
TERMINALS: BRIGHT TIN PLATED COPPER ALLOY
SCREWS: 8-32, ZINC PLATED STEEL.

ELECTRICAL PROPERTIES:
CURRENT RATING: 30A
VOLTAGE RATING: 600V
WIRE RANGE: 10-18 AWG (UL)
10-22 AWG (CSA)

MECHANICAL:
RECOMMENDED TORQUE: 20 IN-LB.
OPERATING TEMP.: -40°C TO +120°C

1 MARKED WITH WITH WHITE INK APPROX. AS SHOWN.

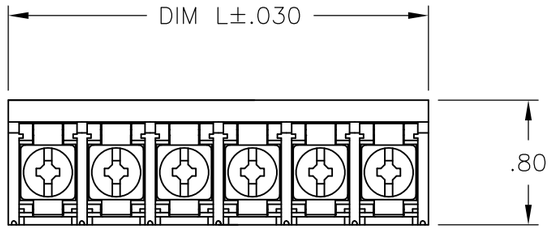

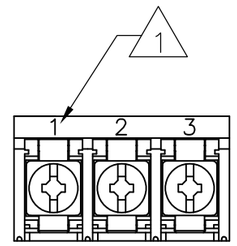

1-1546160-1

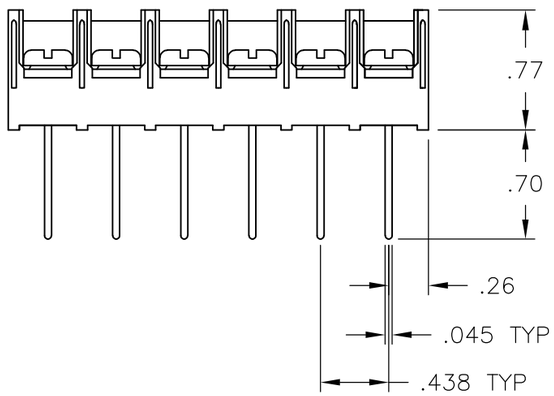

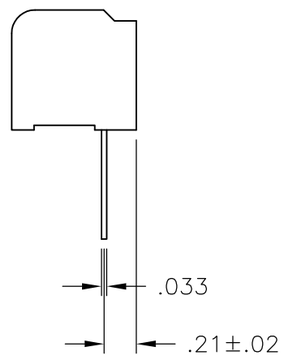

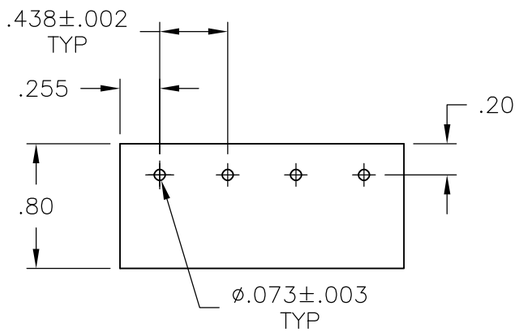

RECOMMENDED PCB LAYOUT

DIM L	NO OF POS	CATALOG NUMBER	PART NUMBER
8.823	20	8WWV-20-008	1-1546160-4
8.385	19	8WWV-19-008	1-1546845-9
7.948	18	8WWV-18-008	1-1546845-8
7.510	17	8WWV-17-008	1-1546845-7
7.073	16	8WWV-16-008	1-1546845-6
6.635	15	8WWV-15-008	1-1546845-5
6.198	14	8WWV-14-008	1-1546845-4
5.760	13	8WWV-13-008	796616-5
5.323	12	8WWV-12-008	1-1546845-2
4.885	11	8WWV-11-008	1-1546845-1
4.448	10	8WWV-10-008	1-1546845-0
4.010	9	8WWV-09-008	1546845-9
3.573	8	8WWV-08-008	1546845-8
3.135	7	8WWV-07-008	1546845-7
2.698	6	8WWV-06-008	1546845-6
2.260	5	8WWV-05-008	9-1437659-0
1.823	4	8WWV-04-008	1-1546160-2
1.385	3	8WWV-03-579	1-1546160-1
1.385	3	8WWV-03-008	1546845-3
.948	2	8WWV-02-008	796616-9

SEE FIGURE

THIS DRAWING IS A CONTROLLED DOCUMENT.

DIMENSIONS: INCHES

TOLERANCES UNLESS OTHERWISE SPECIFIED:
0 PLC ± -
1 PLC ± -
2 PLC ± .01
3 PLC ± .005
4 PLC ± -
ANGLES ± 1°

MATERIAL -
FINISH -

DWN S SCHLEGEL 11/15/06
CHK S YODER 11/15/06
APVD S YODER 11/15/06
PRODUCT SPEC —
APPLICATION SPEC —
WEIGHT —

TE Connectivity

NAME 8WWV-XX-008 ASSEMBLY

SIZE A3 | CAGE CODE 00779 | DRAWING NO C-9-1437659-0 | RESTRICTED TO —

CUSTOMER DRAWING | SCALE 1:1 | SHEET 1 OF 1 | REV D1