samtec

10 YEAR MFG WITH 30 µ" GOLD
EXTENDED LIFE PRODUCT
HIGH MATING CYCLES


TMM–116–02–F–S


TMM–108–01–T–D

TMM–112–01–L–D–RA

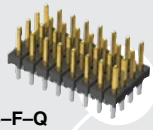
TMM–108–03–F–Q

(2.00 mm) .0787"

TMM SERIES

LOW-PROFILE THROUGH-HOLE HEADER

SPECIFICATIONS

For complete specifications see www.samtec.com?TMM

Insulator Material:
Black Liquid Crystal Polymer
Terminal Material:
Phosphor Bronze
Plating:
Sn or Au over
50 µ" (1.27 µm) Ni
Current Rating (SMM/TMM):
3.2 A per row
(2 pins powered)
Operating Temp Range:
-55 °C to +105 °C with Tin;
-55 °C to +125 °C with Gold
Voltage Rating:
281 VAC mated with SQW;
250 VAC mated with SQT
RoHS Compliant: Yes
Lead–Free Solderable: Yes

RECOGNITIONS

For complete scope of recognitions see www.samtec.com/quality

FILE NO. E111594

ALSO AVAILABLE (MOQ Required)

- Other platings

Note:
Some lengths, styles and options are non-standard, non-returnable.

Board Mates:
CLT, SQT, SQW, ESQT, TLE, SMM, MMS

Cable Mates:
TCSD

APPLICATION

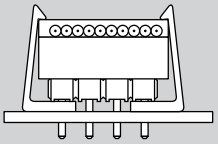

Retention Clip Option (–RC)

HIGH-SPEED CHANNEL PERFORMANCE

Rating based on Samtec reference channel. For full SI performance data visit Samtec.com or contact SIG@samtec.com

8 Gbps

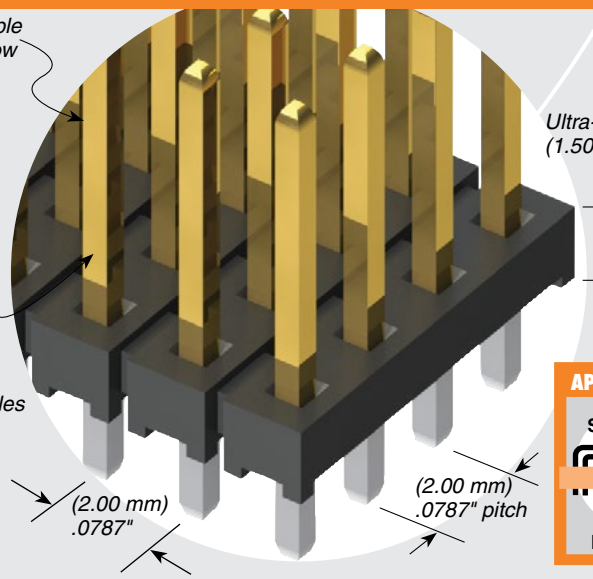

APPLICATIONS

TMM	–	1	NO. PINS PER ROW	–	LEAD STYLE	–	PLATING OPTION	–	ROW OPTION	–	OTHER OPTION
			01 thru 50		Specify LEAD STYLE from chart below.		–F = Gold flash on post, Matte Tin on tail –L = 10 µ" (0.25 µm) Gold on post, Matte Tin on tail –S = 30 µ" (0.76 µm) Gold on post, Matte Tin on tail –T = Matte Tin		–S = Single Row –D = Double Row –Q = Four Row		–RA & –RE = Right-angle (Lead Style –01 only) (2 positions minimum, –Q row) –RC = Retention Clip (Mates with TCSD) (Double row only, 4 positions minimum, only available –06 lead style) –"XXX" = Polarized Position (Specify position of omitted pin)

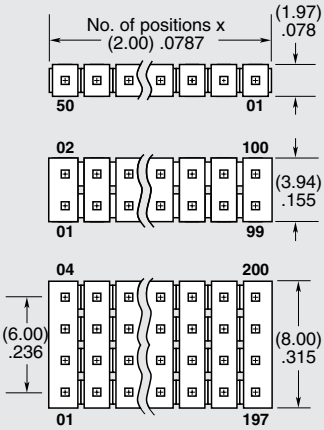

LEAD STYLE	A	B	C
–01	(8.20) .323	(3.20) .126	(3.50) .138
–02		(3.70) .146	(3.00) .118
–03		(4.00) .158	(2.70) .106
–04	(5.69) .224	(1.91) .075	(2.29) .090
–05	(5.43) .214	(1.65) .065	
–06	(9.58) .377	(3.20) .126	(4.88) .192

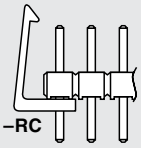
–RC

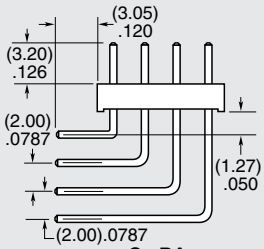

–Q –RA

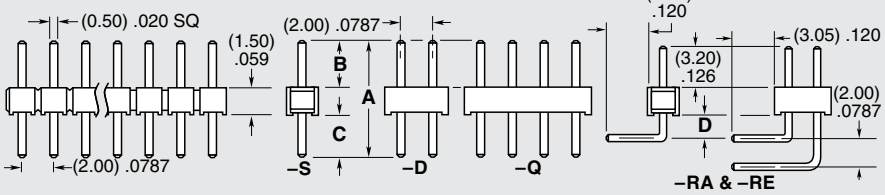

OPTION	D
–RA	(1.27) .050
–RE	(3.56) .140

Other Solutions

Press-fit
See PTT Series.

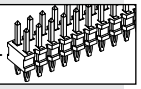

Elevated
See TW Series.

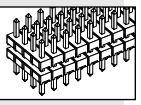

High-density
See TMMH Series.

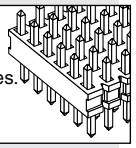

Shrouded Four Row Vertical & Right-Angle
See TMMS Series.

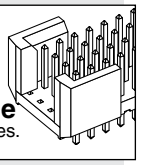

Paste In Hole (PIH) processing. Contact Samtec ASP Group for part customization.

Due to technical progress, all designs, specifications and components are subject to change without notice.

WWW.SAMTEC.COM

All parts within this catalog are built to Samtec's specifications.
Customer specific requirements must be approved by Samtec and identified in a Samtec customer-specific drawing to apply.