PART NUMBER	ENGINEERING NO.	LENGTH
1300080023	301000A01F030	3' 0" +1.75 - 0 [.9M +44.5 - 0]
1300080025	301000A01F060	6' 0" +2.19 - 0 [1.8M +55.6 - 0]
1300080028	301000A01F120	12' 0" +3.50 - 0 [3.7M +88.9 - 0]
1300080033	301000A01F200	20' 0" +6.50 - 0 [6.1M +165.1 - 0]

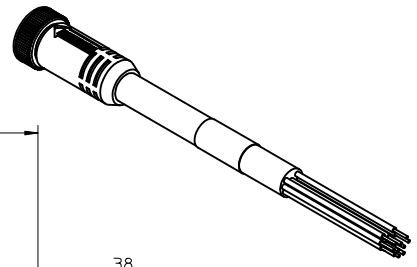

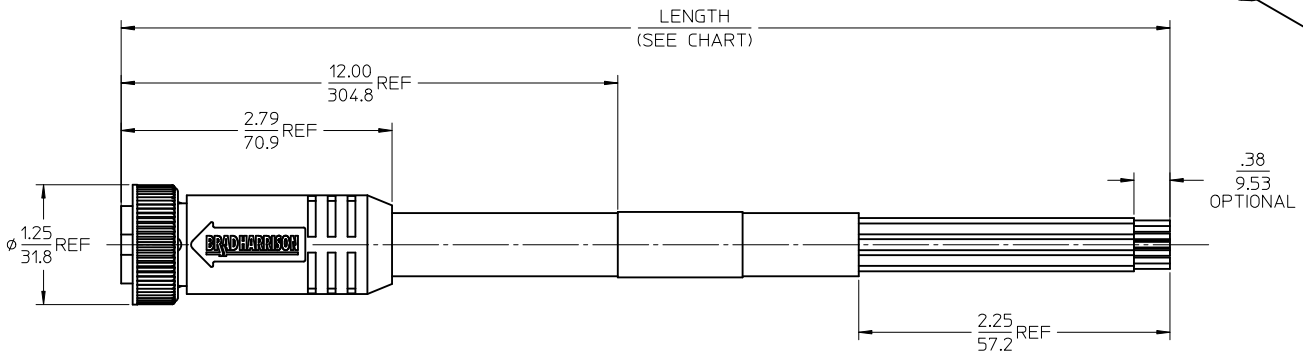

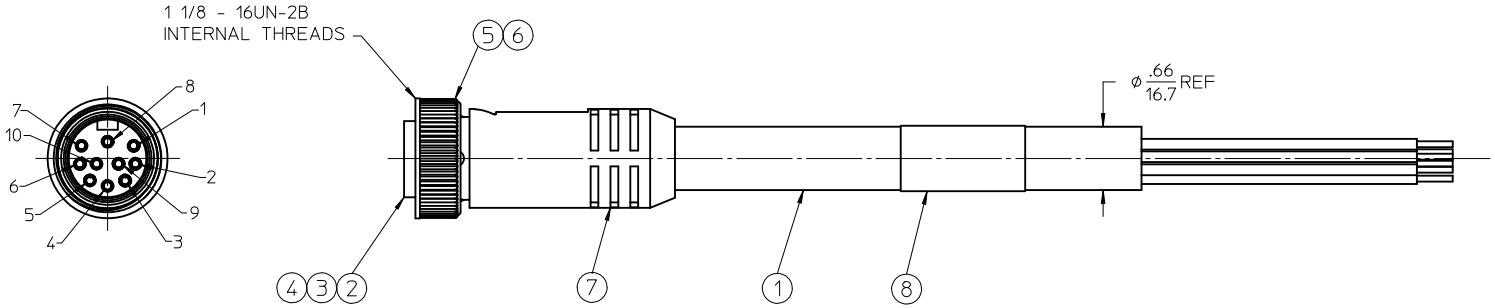

P1

1	ORANGE
2	BLUE
3	WHITE/BLACK TRACE
4	RED/BLACK TRACE
5	GREEN/BLACK TRACE
6	ORANGE/BLACK TRACE
7	RED
8	GREEN/YELLOW (B)
9	BLACK
10	WHITE

WIRING DIAGRAM

NOTES:
1. MATERIAL: SEE TABLE
2. FINISHES: SEE TABLE
3. CABLE ASSEMBLIES ARE BAGGED SEPERATELY IN POLY BAGS WITH BARCODE LABEL ATTACHED TO OUTSIDE OF BAG
4. WRAP LABEL IS MARKED WITH P/N, DATE CODE VOLTAGE & AMPERAGE
5. MATES WITH: MINI CHANGE, C-SIZE 10 POLE RECEPTACLE
6. ELECTRICAL SPECIFICATIONS:
   VOLTAGE RATING: 600V
   CURRENT RATING: 7 AMPS
7. ASSEMBLY IS RoHS COMPLIANT

ITEM	QTY.	DESCRIPTION	MATERIAL	FINISH
8	1	LABEL	PLASTIC FILM	BLACK/YELLOW
7	1	OVERMOLD	PVC	YELLOW
6	1	COUPLING NUT	ZINC DIE CAST	BLACK
5	1	FRICTION RING	NYLON	NATURAL
4	10	SOCKET CONTACT	BRASS	GOLD PLATED
3	10	SOCKET SLEEVE	STAINLESS STEEL	
2	1	INSERT, FEMALE, 10 POLE	PVC	YELLOW
1	1	#16/10 CABLE, STOOW/ST	PVC JACKET	YELLOW

GRN TO GRN/YELLOW
EC NO: WNA2011-0291 2010/11/29
DRWN:VOU 2010/11/30
CH'KD:RSTONE 2011/01/24
APPR: JFMURPHY
DESCRIPTION
B
REV

QUALITY SYMBOLS
▼=0
▽C=0

GENERAL TOLERANCES (UNLESS SPECIFIED)

	mm	INCH
4 PLACES	± ---	± ---
3 PLACES	± ---	± .005
2 PLACES	± ---	± .010
1 PLACE	± 0.3	± .020
ANGULAR ±1/2°		

DRAFT WHERE APPLICABLE MUST REMAIN WITHIN DIMENSIONS

DIMENSION STYLE: IN/MM
SCALE: 1:1
DESIGN UNITS: INCH
THIRD ANGLE PROJECTION

DRAWN BY	R.STONE	DATE 2009/03/17
CHECKED BY	B.WOODMAN	DATE 2009/03/19
APPROVED BY	JFMURPHY	DATE 2009/08/26

TITLE: MINI CHANGE CORD ASSY C-SIZE, 10 POLE

molex MOLEX INCORPORATED

MATERIAL NO.: SEE CHART
DOCUMENT NO.: SD-130008-013
SHEET NO.: 1 OF 1
SIZE: C

THIS DRAWING CONTAINS INFORMATION THAT IS PROPRIETARY TO MOLEX INCORPORATED AND SHOULD NOT BE USED WITHOUT WRITTEN PERMISSION