

Type 12 Mild Steel Two Door Floormount Enclosure 1422 FM Series

Continuous Hinge Door with Handle



Application

- Designed to house electrical, electronic, hydraulic or pneumatic controls and instruments.
- Provides a degree of protection from falling dirt, dust, oil and water.

Standards

- UL 508 Type 12
- CSA Type 12
- Complies with
 - NEMA Type 12
 - IEC 60529, IP54

Construction

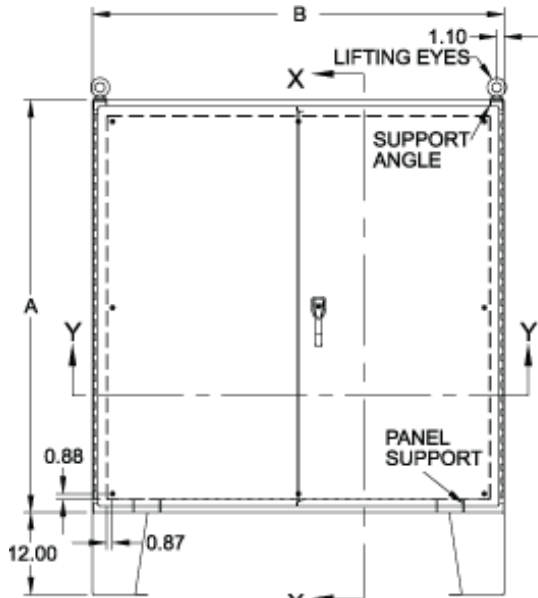
- Enclosures are formed 14, 12, or 10 gauge steel as noted.
- Smooth, continuously welded seams without knockouts, cutouts or holes.
- Body stiffeners are provided in enclosures for extra rigidity.
- Heavy duty lifting eyebolts are provided with reinforced support angles.
- 12" floor stands are welded to the enclosure. (w/ feet Part No.).
- Welded brackets provide for enclosure mounting (w/o feet Part No.).
- Gasketed overlapping doors eliminate the need for a center post.
- Continuously hinged doors may be removed by pulling the hinge pin.
- Doors are secured with a three point latch and operated with a key locking automotive type handle.
- Latch rods are equipped with rollers for easier door closing.
- Oil resistant gaskets are permanently secured.
- A removable 10 gauge inner panel is included in enclosures 60" and larger. Smaller sizes include a 12 gauge inner panel.
- Provision for light kit mounting.
- Panel supports are provided in enclosures 60" and larger for easy panel installation.
- Collar studs are provided for mounting inner panels.
- A grounding stud is provided in the enclosure for each door and a bonding stud is provided on the door.
- A literature pocket is provided for the inside of the door.

Finish

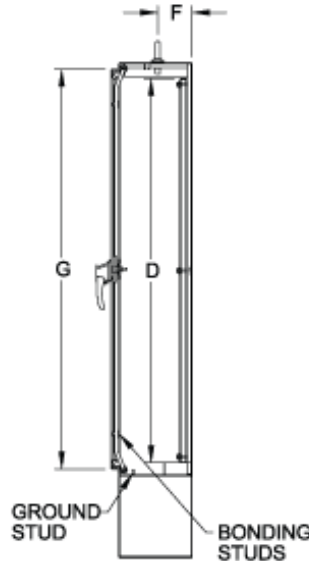
- Cover and enclosure are phosphatized and finished in recoatable smooth ANSI 61 gray powder coating on the outside, with white powder coating on the inside.
- Removable inner panel is finished in white powder coating.

Accessories

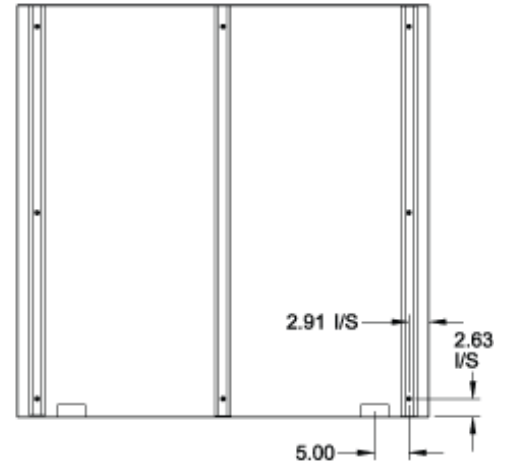
- Inner Panels
- Blowers and Fans
- Door Stop Kit
- Enclosure Stabilizers
- Floor Stand Kit
- Heaters
- Type 1 Louvered Ventilating Plates
- Window Kits
- Cooling Products
- Ventilation
- Drip Shield Kit
- Filtered Fans
- Gland Plates
- Lighting
- Temperature Controls
- Top Hat Cable Modules



Front View



Section X-X



Stiffener Layout



Section Y-Y

w/ Feet	w/o Feet				Body	Panel	Panel Size							Ship Wt.
Part No.	Part No.	A	B	C	Gauge	Gauge	D	E	F	G	H	J	(lbs)	
1422A8F	1422A8	54.13	42.06	8.69	14	12	50.00	38.00	4.03	52.25	20.13	8.96	275	
1422B8F	1422B8	60.13	48.06	8.69	12	10	56.00	44.00	4.03	58.25	23.13	7.96	450	
1422B10F	1422B10	60.13	48.06	10.69	12	10	56.00	44.00	5.03	58.25	23.13	9.96	475	
1422D10F	1422D10	60.13	60.06	10.69	12	10	56.00	56.00	5.03	58.25	29.13	9.96	550	
1422E10F	1422E10	72.13	60.06	10.69	12	10	68.00	56.00	5.03	70.25	29.13	9.96	625	
1422F10F	1422F10	72.13	72.06	10.69	12	10	68.00	38.00	5.03	70.25	35.13	9.96	740	
1422B12F	1422B12	60.13	48.06	12.69	12	10	56.00	44.00	5.03	58.25	23.13	11.96	491	
1422D12F	1422D12	60.13	60.06	12.69	12	10	56.00	56.00	5.03	58.25	29.13	11.96	567	
1422E12F	1422E12	72.13	60.06	12.69	12/10	10	68.00	56.00	5.03	70.25	29.13	11.96	645	
1422F12F	1422F12	72.13	72.06	12.69	12/10	10	68.00	68.00	5.03	70.25	35.13	11.96	750	
1422B16F	1422B16	60.13	48.06	16.69	12	10	56.00	44.00	8.03	58.25	23.13	15.96	520	
1422D16F	1422D16	60.13	60.06	16.69	12	10	56.00	56.00	8.03	58.25	29.13	15.96	610	
1422E16F	1422E16	72.13	60.06	16.69	12/10	10	68.00	56.00	8.03	70.25	29.13	15.96	740	
1422F16F	1422F16	72.13	72.06	16.69	12/10	10	68.00	68.00	8.03	70.25	35.13	15.96	795	
1422B20F	1422B20	60.13	48.06	20.69	12	10	56.00	44.00	10.03	58.25	23.13	19.96	506	
1422E20F	1422E20	72.13	60.06	20.69	12/10	10	68.00	56.00	10.03	70.25	29.13	19.96	750	
1422F20F	1422F20	72.13	72.06	20.69	12/10	10	68.00	68.00	10.03	70.25	35.13	19.96	885	

w/ Feet Part No.	w/o Feet Part No.	A	B	C	Body Gauge	Panel Gauge	Panel Size		F	G	H	J	Ship Wt. (lbs)
1422B24F	1422B24	60.13	48.06	24.69	12	10	56.00	44.00	12.03	58.25	23.13	23.96	550
1422D24F	1422D24	60.13	60.06	24.69	12	10	56.00	56.00	12.03	58.25	29.13	23.96	660
1422E24F	1422E24	72.13	60.06	24.69	12/10	10	68.00	56.00	12.03	70.25	29.13	23.96	810
1422F24F	1422F24	72.13	72.06	24.69	12/10	10	68.00	68.00	12.03	70.25	35.13	23.96	945

Data subject to change without notice