samtec

E.L.P.™
EXTENDED LIFE PRODUCT
10 year Mixed Flowing Gas with 30µ" Gold
Call Samtec for maximum mated cycles



(2,00 mm) .0787"

FLEXIBLE SMT HEADER

SPECIFICATIONS

For complete specifications and recommended PCB layouts see www.samtec.com?TMMH

Insulator Material:
Black Liquid Crystal Polymer
Terminal Material:
Phosphor Bronze
Plating:
Sn or Au over
50µ" (1,27 µm) Ni
Current Rating (TMMH/ESQT):
4.5 A per pin
(1 pin powered per row)
Current Rating (TMMH/SQT):
5.1 A per pin
(1 pin powered per row)
Operating Temp Range:
-55°C to +105°C with Tin;
-55°C to +125°C with Gold
Voltage Rating:
500 VAC mated with SQW
RoHS Compliant:
Yes

Processing:

Lead–Free Solderable:
Yes
SMT Lead Coplanarity:
(0,10 mm) .004" max

RECOGNITIONS

For complete scope of recognitions see www.samtec.com/quality

FILE NO. E111594

Mates with:
CLT, SQT, SQW, ESQT, TLE, SMM, MMS, TCSD

OPTIONS

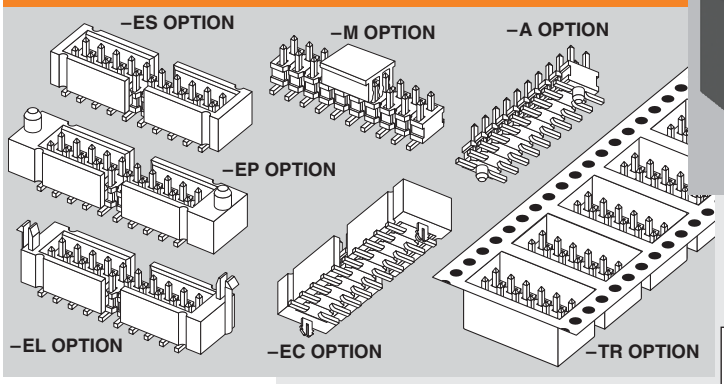

FLEX SHROUD

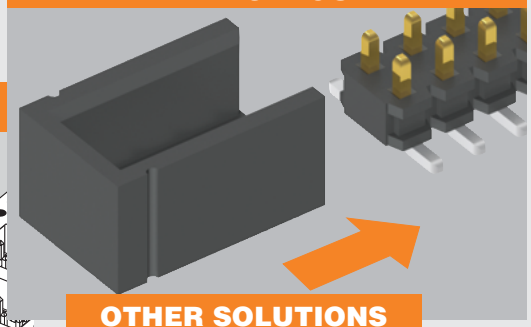

OTHER SOLUTIONS

Through-Hole

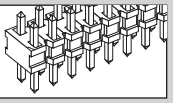

2 mm Shunt
Specify **2SN–BK–G** for 2 mm shunt with Gold plating.

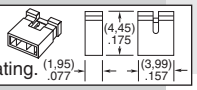

TMMH	–	1	NO. PINS PER ROW	–	LEAD STYLE	–	PLATING OPTION	–
			03 thru 50		Specify LEAD STYLE from chart		–F = Gold flash on post, Matte Tin on tail –L = 10µ" (0,25 µm) Gold on post, Matte Tin on tail –T = Matte Tin	

OPTION	Z
–ES	(2,92) .115
–EC	(4,70) .185
–EP & –EPC	(6,10) .240
–EL & –EBC	(4,45) .175

LEAD STYLE	A	MATES WITH
–01	(3,20) .126	SQT, SQW, ESQT, TLE, SMM, MMS, TCSD
–04	(1,91) .075	CLT
–05	(1,65) .065	

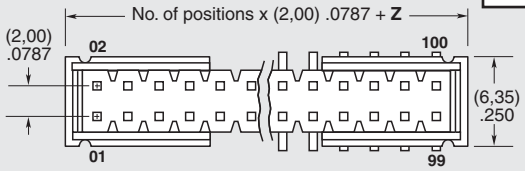

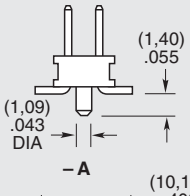

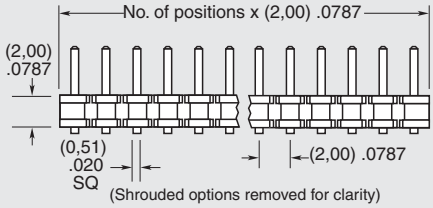

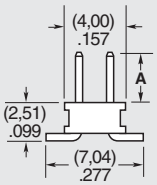

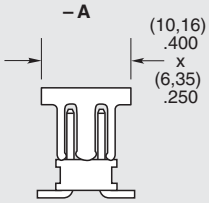

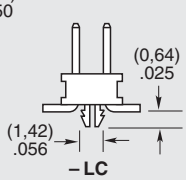

ALSO AVAILABLE
(MOQ Required)

- Other platings
  Contact Samtec.

Note:
Some lengths, styles and options are non-standard, non-returnable.

Due to technical progress, all designs, specifications and components are subject to change without notice.











TMMH SERIES

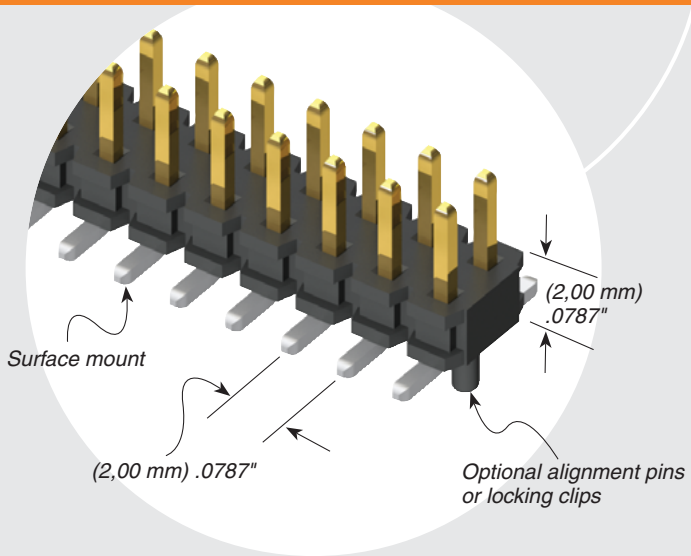

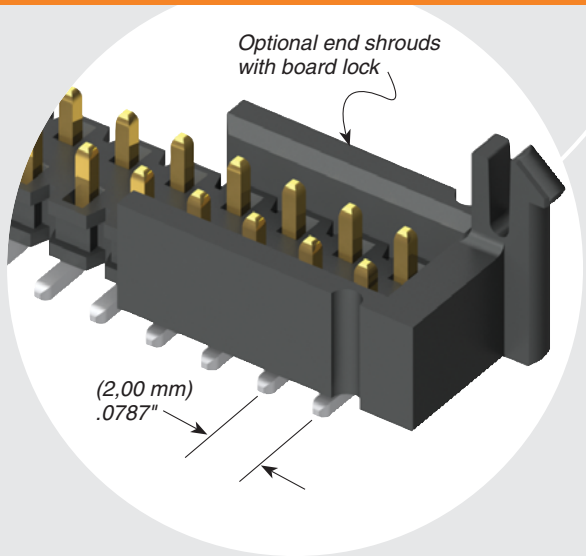

DV

LEAD STYLE	X	Y
–01	(5,84) .230	(4,45) .175
–04 & –05	(4,50) .177	(3,02) .119

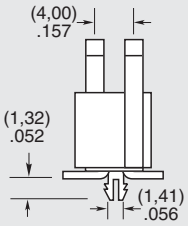

– EBC

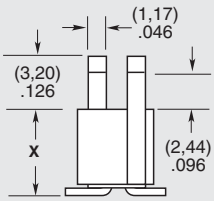

– EL

FLEX SHROUD OPTIONS

All Flex Shroud options require 9 pins/row minimum
(For board-to-board interfaces. Will not mate with TCSD)

–ES
= End Shroud
(For best cost also see TSH Series)

–EC
= End Shroud with Locking Clip
(For best cost also see TSH Series)
(Manual placement required)

–EP
= End Shroud with Guide Post

–EL
= End Shroud with Board Lock
(Boards are positively locked and cannot be unmated)

–EBC
= End Shroud with Board Lock and Locking Clip
(Boards are positively locked and cannot be unmated)

–EPC
= End Shroud with Guide Post and Locking Clip
(Manual placement required)

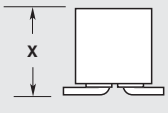

– ES

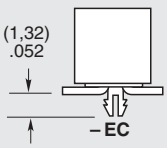

– EC

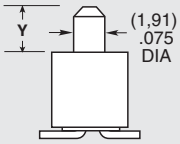

– EP

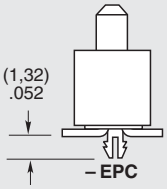

– EPC

OTHER OPTIONS

–"XXX"
= Polarized Position. Specify position of omitted pin

–A
= Alignment Pin
(3 positions minimum)
(Not available with -LC)

–LC
= Locking Clip
(5 positions minimum)
(Not available with -A)
(Manual placement required)

–M
= Pick & Place Pad
(5 positions minimum)

–TR
= Tape & Reel Packaging
(36 positions maximum)
(Flex Shroud options not available
except –ES, –EP & –EL)

TAPE & REEL AVAILABILITY

No tooling charges.
Minimum order is the lesser of
a full reel quantity or 125 pieces.
Order any quantity above minimum.
In-house design, manufacture.
Quick turn-around.

Call Samtec for specifications
and ordering information.

Due to technical progress, all designs, specifications and components are subject to change without notice.