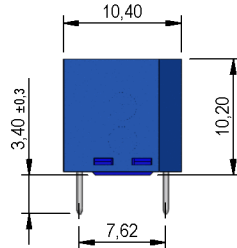
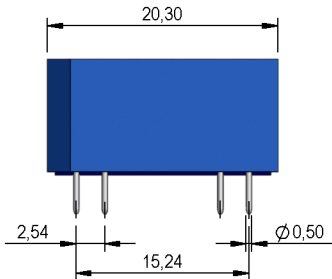
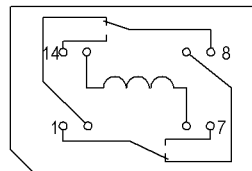



**Dimensions mm[inch]**  
 tolerances acc. to DIN ISO 2768-m  
 Toleranzen gem. DIN ISO 2768-m



**Layout**  
 Top view  
 Draufsicht



**Isometric**  
 Scale 1:1  
 Maßstab 1:1



**Marking**  
 according to EN60062/factory code  
 gem. EN60062/Fertigungsstätte



Coil Data at 20 °C	Conditions	Min	Typ	Max	Unit
Coil resistance		135	150	165	Ohm
Coil voltage			5		VDC
Rated power			167		mW
Pull-In voltage				3,5	VDC
Drop-Out voltage		0,75			VDC

Contact data 90	Conditions	Min	Typ	Max	Unit
Contact rating	Any DC combination of V & A not to exceed their individual max.'s			10	W
Switching voltage	DC or Peak AC/ with 40% overdrive			175	V
Switching current	DC or Peak AC/with 40% overdrive			0,5	A
Carry current	DC or Peak AC/ with 40% overdrive			1	A
Contact resistance static	Measured with 40% overdrive Start Value			150	mOhm
Insulation resistance	RH <45 %, 100 V test voltage	1			GOhm
Breakdown voltage	according to EN 60255-5	200			VDC
Operate time, incl. bounce	measured with 40% overdrive			0,7	ms
Release time	measured with no coil excitation			1,5	ms
Capacity	@ 10 kHz across open switch		1		pF

Special Product Data	Conditions	Min	Typ	Max	Unit
Number of contacts				2	
Contact - form				Form C - Changeover	
Dielectric Strength Coil/Contact	according to EN 60255-5	1,5			kV DC
Insulation resistance Coil/Contact	RH <45%, 200 VDC measuring voltage	10			GOhm
Case colour				blue	
Housing material				PBT glass fibre reinforced	
Sealing compound				Polyurethan	
Connection pins				Copper alloy tin plated	
Magnetic Shield				no	
Reach / RoHS conformity				yes	

Modifications in the sense of technical progress are reserved



*Products for tomorrow...*

Europe: +49 / 7731 8399 0 | Email: info@meder.com  
USA: +1 / 508 295 0771 | Email: salesusa@meder.com  
Asia: +852 / 2955 1682 | Email: salesasia@meder.com

Item No.:  
**1305290060**  
Item:  
**DIL05-2C90-60L**

Environmental data	Conditions	Min	Typ	Max	Unit
Shock	1/2 sine, duration 11ms, in 3 axis			50	g
Vibration	from 10 - 2000 Hz			20	g
Operating temperature		-20		70	°C
Storage temperature		-35		95	°C
Soldering temperature	wave soldering max. 5 sec.			260	°C
Washability					fully sealed

General data	Conditions	Min	Typ	Max	Unit
Packaging					plastic tube a 25 pcs.

Modifications in the sense of technical progress are reserved

Designed at: 14.07.08    Designed by: MPOTUZAK  
Last Change at: 04.12.12    Last Change by: WKOVACS

Approval at: 14.07.08    Approval by: DSTASTNY

Approval at: 19.12.12    Approval by: SSSCHNECKENBURGER    Version: 05