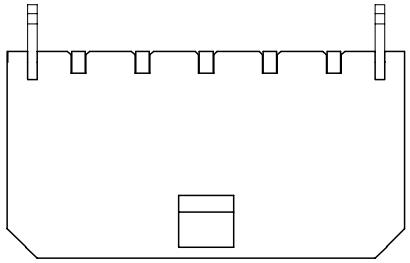

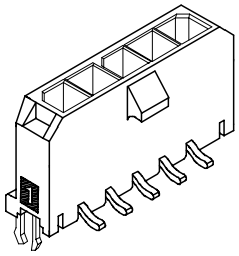

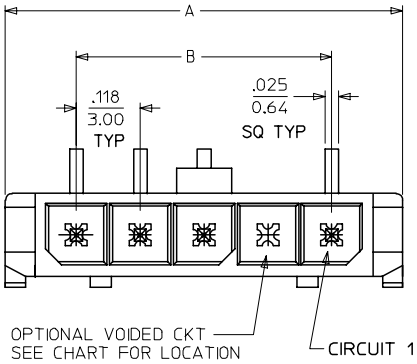

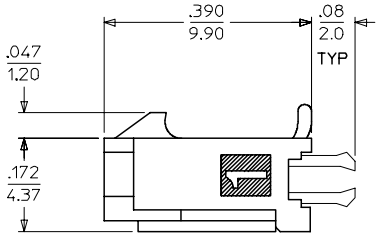

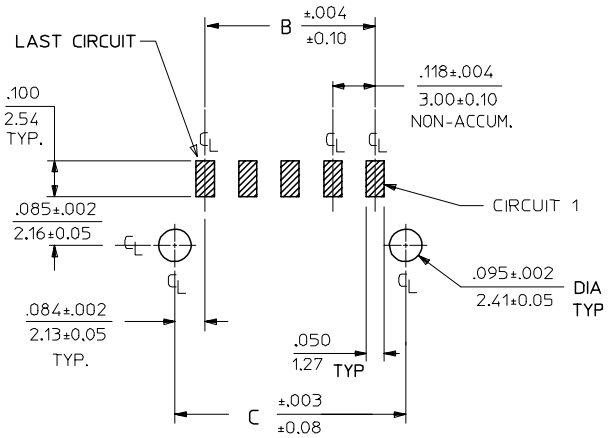

PCB LAYOUT: COMPONENT SIDE
RECOMMENDED PCB THICKNESS: .062/1.57

CKTS	DIM A	DIM B	DIM C
2	.380 / 9.65	.118 / 3.00	.287 / 7.30
3	.498 / 12.65	.236 / 6.00	.405 / 10.30
4	.616 / 15.65	.354 / 9.00	.524 / 13.30
5	.734 / 18.64	.472 / 12.00	.642 / 16.30
6	.852 / 21.64	.591 / 15.00	.760 / 19.30
7	.970 / 24.64	.709 / 18.00	.878 / 22.30
8	1.088 / 27.64	.827 / 21.00	.996 / 25.30
9	1.206 / 30.63	.945 / 24.00	1.114 / 28.30
10	1.325 / 33.66	1.063 / 27.00	1.232 / 31.30
11	1.443 / 36.65	1.181 / 30.00	1.350 / 34.30
12	1.561 / 39.65	1.299 / 33.00	1.469 / 37.30

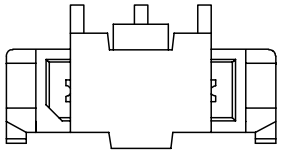

SHOWN WITH DISPOSABLE CAP
(FOR REMOVAL FROM TAPE & REEL PACKAGING)
SEE NOTE #4

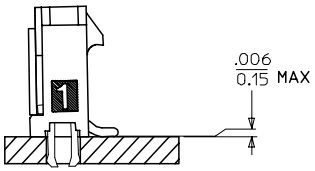

COPLANARITY DETAIL
SEE NOTE #7

NOTES:

1. HOUSING MATERIAL: LIQUID CRYSTAL POLYMER, GLASS FILLED, UL94V-0, COLOR: BLACK
   TERMINAL MATERIAL: BRASS ALLOY
2. FINISH: A = .000100/(0.00254) MIN. BRIGHT TIN OVER .000050/(0.00127) MIN. NICKEL
   B = .000015/(0.00038) MIN. SELECT GOLD IN CONTACT AREA .000100/(0.00254) MIN. SELECT MATTE TIN ON SOLDER TAILS BOTH OVER .000050/(0.00127) NICKEL OVERALL
   C = .000030/(0.00076) MIN. SELECT GOLD IN CONTACT AREA .000100/(0.00254) MIN. SELECT MATTE TIN ON SOLDER TAILS BOTH OVER .000050/(0.00127) NICKEL OVERALL
   * THE PRIMARY SHIPPING CARTON WILL BE LABELED "COMPLIANT TO RoHS DIRECTIVE 2002/95/EC AND ELV ANNEX II OF DIRECTIVE 2000/53/EC." CARTONS WITHOUT THIS LABEL MAY CONTAIN PRODUCT WITH TIN/LEAD IN THE PC TAIL AREA.
3. PRODUCT SPECIFICATION: PS-43650
4. TAPE AND REEL PACKAGED: SEE MOLEX DRAWING PK-70873-07**
5. MATES WITH MICRO FIT (3.0) RECEPTACLE SERIES 43645
6. TO MINIMIZE INSERTION FORCE ON MOUNTING CLIPS DURING ROBOTIC PLACEMENT, HOLE DIAMETER SPECIFICATIONS MUST BE INCREASED MAKING THEM MORE COMPATIBLE WITH PICK AND PLACE EQUIPMENT. HOLE DIAMETERS SHOULD BE INCREASED TO APPROXIMATELY .100±.002/(2.54±0.05) AND EVALUATED PER PLACEMENT EQUIPMENT.
7. THE COPLANARITY DIMENSION IS ESTABLISHED BY PLACING THE ASSEMBLY ON A FLAT SURFACE. THE DISTANCE FROM THAT SURFACE TO THE BOTTOM OF ANY TERMINAL MUST NOT EXCEED .006/0.15
8. A HIGHER TEMPERATURE GRADE MATERIAL (260C MAX. REFLOW TEMPERATURE) IS BEING PHASED-IN BEGINNING AUGUST 2007. PARTS WILL BE TEMPORARILY IDENTIFIED WITH A BLUE DOT ON THE PRIMARY SHIPPING CARTON LABEL UNTIL ALL CIRCUIT SIZES ARE CONVERTED, AT WHICH TIME A FULL-CONVERSION DATE WILL BE IDENTIFIED IN PS-43650.

	FINISH A		FINISH B		FINISH C	
CKTS	MATERIAL NO:	VOID CKT	MATERIAL NO:	VOID CKT	MATERIAL NO:	VOID CKT
02	43650-0221		43650-0222		43650-0223	
03	43650-0321		43650-0322		43650-0323	
04	43650-0421		43650-0422		43650-0423	
05	43650-0521		43650-0522		43650-0523	
06	43650-0621		43650-0622		43650-0623	
07	43650-0721		43650-0722		43650-0723	
08	43650-0821		43650-0822		43650-0823	
09	43650-0921		43650-0922		43650-0923	
10	43650-1021		43650-1022		43650-1023	
11	43650-1121		43650-1122		43650-1123	
12	43650-1221		43650-1222		43650-1223	
03	43650-0332	02				

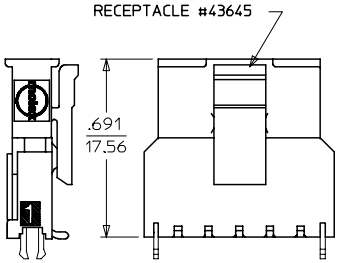

MATED MICRO FIT CONNECTORS

REV	DESCRIPTION	
T	.691 DIM. ADD NOTE 8	
	EC NO: UCP2008-0037	2007/09/06
	DRWN:MKIPPER	2007/09/11
	CHKD:SSOUSEK	2007/09/11
	APPR:FSMITH	2007/09/12

QUALITY SYMBOLS: ▼=0 ⊽=0

GENERAL TOLERANCES (UNLESS SPECIFIED)

	mm	INCH
4 PLACES	± ---	± ---
3 PLACES	± ---	± .010
2 PLACES	± 0.25	± .014
1 PLACE	± 0.36	± ---
ANGULAR ±1/2°		

DRAFT WHERE APPLICABLE MUST REMAIN WITHIN DIMENSIONS

DIMENSION STYLE: IN/MM
SCALE: ---
DESIGN UNITS: METRIC
THIRD ANGLE PROJECTION

DRAWN BY: SAMIEC	DATE: 2000/07/07	TITLE: MICRO FIT (3.0) SINGLE ROW / VERTICAL SMT / CLIPS / TRAYS
CHECKED BY: MUELLER	DATE: 2000/07/07	
APPROVED BY: EDGLEY	DATE: 2000/07/07	molex MOLEX INCORPORATED
MATERIAL NO.: SEE CHART		DOCUMENT NO.: SD-43650-008
		SHEET NO.: 1 OF 1

SIZE: C

THIS DRAWING CONTAINS INFORMATION THAT IS PROPRIETARY TO MOLEX INCORPORATED AND SHOULD NOT BE USED WITHOUT WRITTEN PERMISSION