



EI AC/DC current control EIL Part number 84871024



- Current transformer fitted by passing a cable through the front
- AC current threshold adjustable from 1 to 20 A AC (30 Hz to 400 Hz) via button on front
- Relay output 5 A - 250 V AC - 1 N/O contact
- Multivoltage power supply : 100 to 230 V AC 50-60 Hz
24 V AC / DC
- 17.5 mm casing clips on symmetrical DIN rail

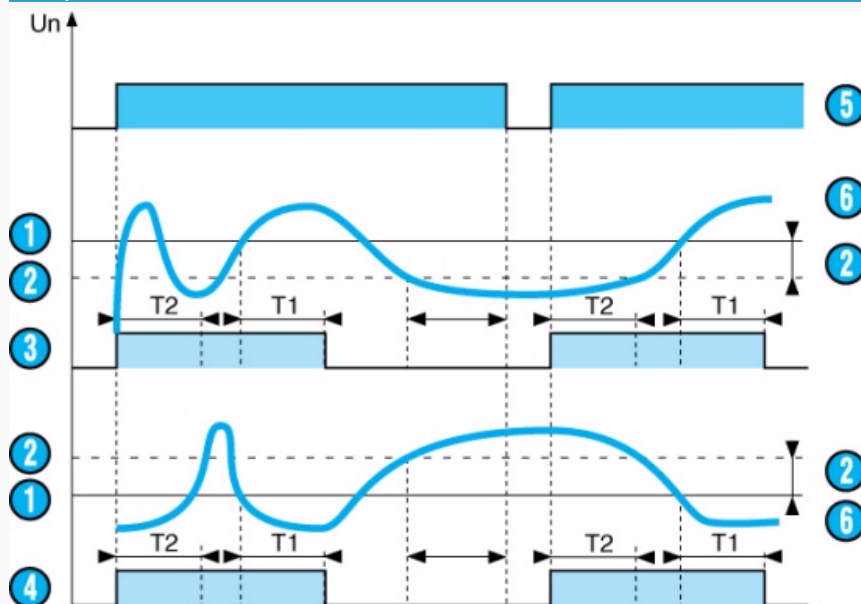
Part numbers

Type	Measurement range	Supply voltage
84 871 024 EIL	2 → 500 mA	230 V AC

Specifications

Inputs	E1-M E2-M E3-M
Sensitivity	E1-M : 2 → 20 mA E2-M : 10 → 100 mA E3-M : 50 → 500 mA
Input resistance	E1-M : 5 Ω E2-M : 1 Ω E3-M : 0.2 Ω

Principles



Operating principle

AC/DC control without memory

When the value of the controlled current, either AC or DC, reaches the threshold displayed on the front face, the output relay changes state at the end of time delay T1. It returns instantly to the initial state when the current drops below the hysteresis threshold, or when the power supply is disconnected.

AC/DC control with memory

The output relay changes state at the end of time delay T1 and remains latched in this position. To reset the memory function the auxiliary supply must be disconnected.

Over-current function (UPPER)

The time delay on energisation T2 prevents current peaks due to motor starting.

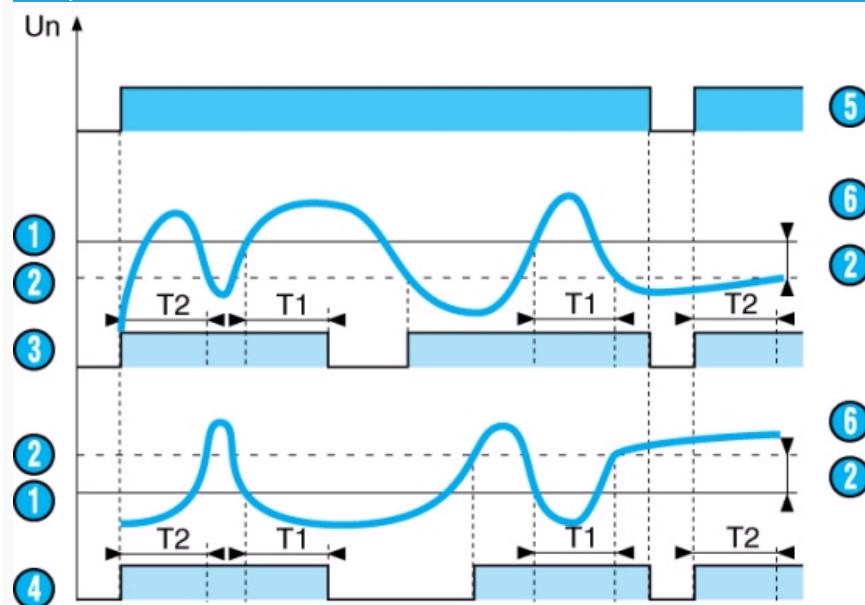
The delay on upward crossing of threshold T1 provides immunity to transients and other interference, thereby preventing spurious triggering of the output relay.

Under-current function (UNDER)

The time delay on energisation T2 prevents the occurrence of current troughs. The delay on downward crossing of threshold T1 provides immunity to random dips, thereby preventing spurious triggering of the output relay.

Note : In underload function, the absolute value of the hysteresis cannot be greater than the measurement range maximum.

N°	Legend
①	Threshold
②	Hysteresis
③	UPPER function
④	UNDER function
⑤	Unit power-up
⑥	Controlled current

Principles**Operating principle****AC/DC control without memory**

When the value of the controlled current, either AC or DC, reaches the threshold displayed on the front face, the output relay changes state at the end of time delay T1. It returns instantly to the initial state when the current drops below the hysteresis threshold, or when the power supply is disconnected.

AC/DC control with memory

The output relay changes state at the end of time delay T1 and remains latched in this position. To reset the memory function the auxiliary supply must be disconnected.

Over-current function (UPPER)

The time delay on energisation T2 prevents current peaks due to motor starting.

The delay on upward crossing of threshold T1 provides immunity to transients and other interference, thereby preventing spurious triggering of the output relay.

Under-current function (UNDER)

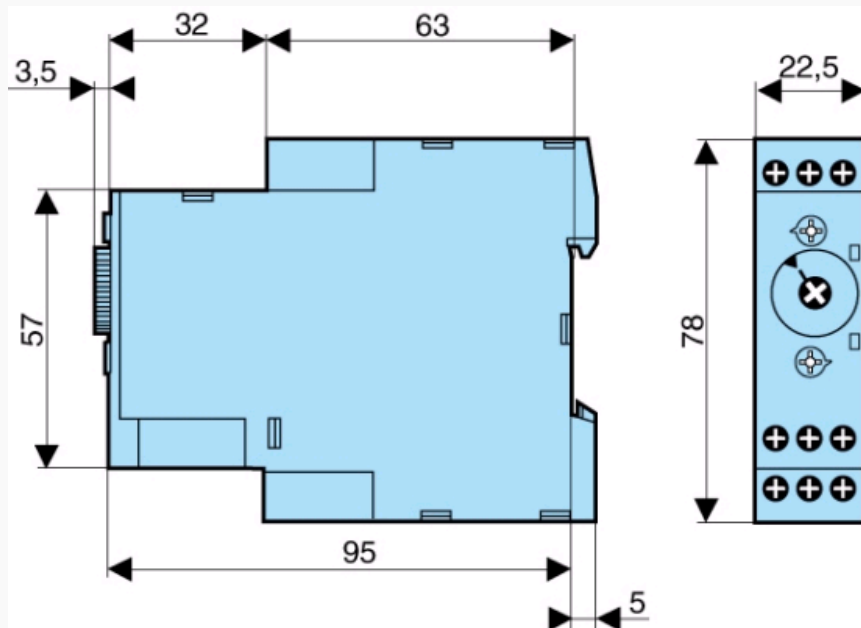
The time delay on energisation T2 prevents the occurrence of current troughs. The delay on downward crossing of threshold T1 provides immunity to random dips, thereby preventing spurious triggering of the output relay.

Note : In underload function, the absolute value of the hysteresis cannot be greater than the measurement range maximum.

N°	Legend
①	Threshold
②	Hysteresis
③	UPPER function
④	UNDER function
⑤	Unit power-up
⑥	Controlled current

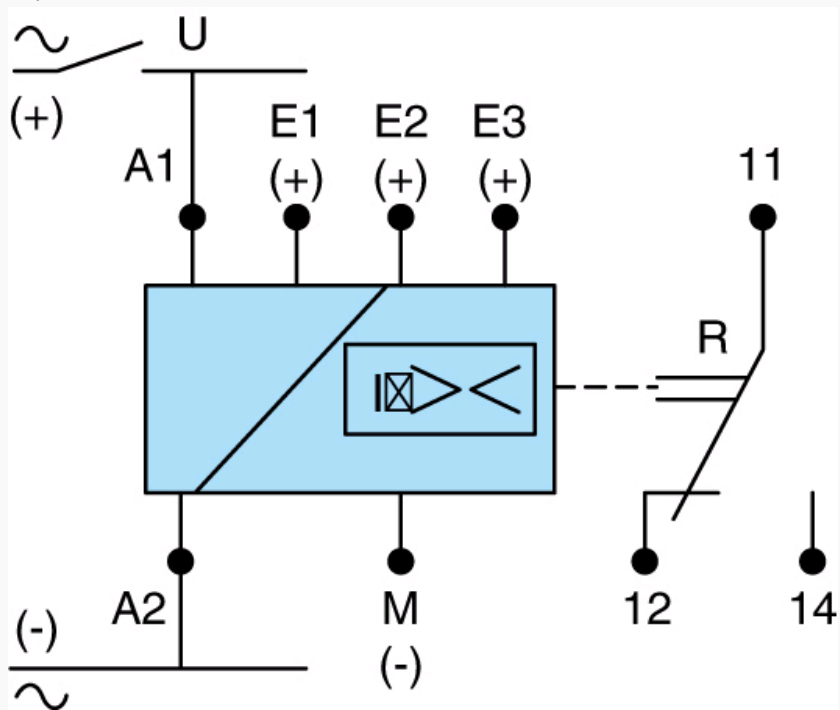
Dimensions (mm)

EIL / EIH / EIT



Connections

EIL / EIH



A1 - A2 : Supply voltage

Legend

Mouser Electronics

Authorized Distributor

Click to View Pricing, Inventory, Delivery & Lifecycle Information:

Crouzet:

84871024