

# AXP640

## 40G AdvancedTCA Shelf

■ Embedded Computing for  
Business-Critical Continuity™

**This six-slot, 40G ATCA shelf is ideal for both traditional telecom and enterprise environments**

- 6-slot, 7U, 19" form factor
- AC & DC power input options
- All redundant field replaceable units (FRUs) of the shelf infrastructure included
- Integrated Telco Alarm functionality
- Front & rear cable management
- CP-TA B.4 compliant thermal performance
- Up to 350 Watts/blade power distribution
- RoHS (6 of 6) compliant
- Designed for NEBS/ETSI compliance (DC variants only)

The Emerson Network Power AXP640 AdvancedTCA® shelf is specifically designed to address carrier-grade requirements desired by the telecommunications industry as well as high availability enterprise environments. Application examples include wireless infrastructure, packetized voice, wireline data, video distribution and cable network head-end devices. Highly integrated and verified hardware and software components, reduced development costs and accelerating time-to-market allow customers to focus their development resources on critical, differentiating features that provide a competitive advantage.

The heart of the AdvancedTCA (ATCA®) shelf is the 40G backplane. This allows for 40Gbps communication across the PICMG® 3.1 compliant fabric interface. Using this technology, it is possible to upgrade to 40GbE capable switch and payload blades without replacing the shelf infrastructure. ATCA 40G technology is becoming increasingly important as dataplane applications start migrating to ATCA based platforms.

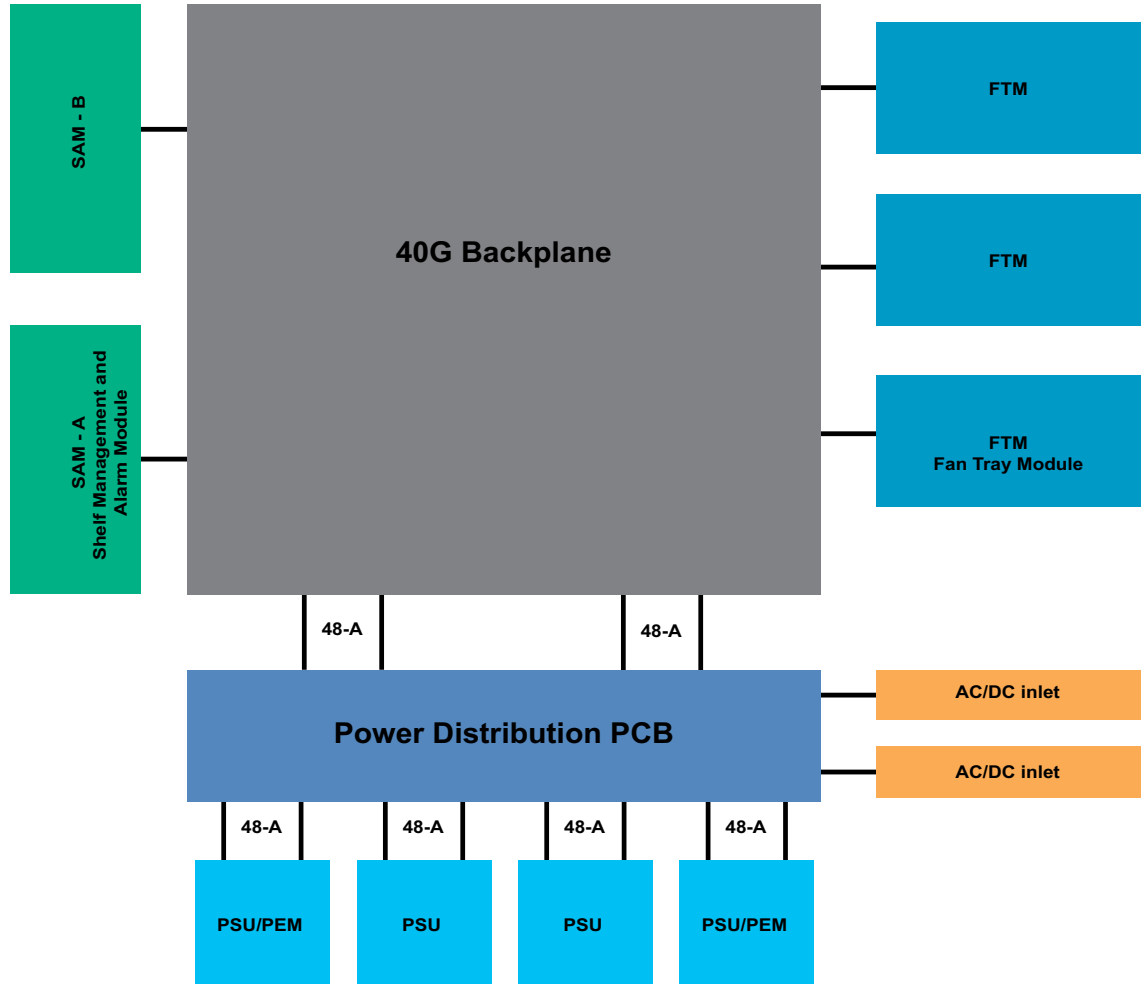
Equally important are the thermal characteristics of the AXP640 shelf. It is designed to exceed the CP-TA B.4 thermal profile and match future enhanced thermal profiles. This superior thermal performance is achieved with a front-to-back cooling architecture and therefore is ideal for both traditional telecommunications and enterprise environments. As processor technology advances, thermal (heat dissipation) performance is one of the industry's largest challenges – the AXP640 provides unmatched thermal characteristics to address this needs.

The power infrastructure of the AXP640 is designed to support AC and DC power inputs and provides up to 350 Watts/slot.



**AdvancedTCA®**

## Shelf Architecture



## Shelf Overview

### ENCLOSURE

- Six (6) slots for 8U blades (horizontal)
- Six (6) slots for 8U rear transition modules (RTMs) (horizontal)
- 40G backplane
- Front to rear cooling architecture
- ESD and earth grounding points

### ENCLOSURE DIMENSIONS

- Height – 309.9 mm
- Width – 448.2 mm
- Depth – 492.3 mm
- Depth – 550.0 mm (with cable tray)

Note – Dimension figures do not include mounting ears and cable trays unless specifically noted

### PRODUCT WEIGHT

- AXP640-DC2 – 22 kg / 49 lbs
- AXP640-AC2-220VAC – 22.5 kg / 50 lbs
- AXP640-AC2-110VAC – 26.5 kg / 58.5 lbs

### OPERATING ENVIRONMENT

- Operating temperature range (DC): -5 °C to 55 °C @ 90% non-condensing humidity
- Operating temperature range (AC): -5 °C to 50 °C @ 90% non-condensing humidity
- Storage temperature range: -40 °C to 70 °C @ 95% relative humidity

### POWER REQUIREMENTS

- AXP640-DC2 maximum: 390 Watts
- AXP640-AC2-220VAC maximum: 447 Watts
- AXP640-AC2-110VAC maximum: 447 Watts

### BACKPLANE

- Zone 1
  - ▲ Redundant, radial IPMI to all blade slots
  - ▲ Redundant, bussed -48 VDC to all blade slots
- Zone 2
  - ▲ Dual star configuration for the base interface (2 hub, 4 node blades)
  - ▲ Single star configuration for the fabric interface (1 hub, 5 node blades)\*

- ▲ Dual star configuration for the fabric interface (2 hub, 4 node blades)\*
- ▲ Update channel routing for all hub/node slots
- ▲ Three redundant, bussed telecom clock signals to all hub/node slots
- ▲ Update channel routing
- Zone 3
  - ▲ PICMG 3.0 defined open area, application specific

\* All fabric interface configurations support 1G, 10G and 40G operation

### SHELF MANAGEMENT

- N+1 redundancy architecture
- Two (2) shelf management & alarm module slots
- Embedded Telco Alarm functionality

### POWER DISTRIBUTION

- 2N redundancy architecture
- AXP640-DC2 – Two (2) power entry module (PEM) slots
- AXP640-AC2-220VAC – Two (2) power supply unit (PSU) slots
- AXP640-AC2-110VAC – Four (4) PSU slots

### COOLING

- N+1 redundancy architecture
- Front-to-back cooling architecture
- Three (3) bottom/rear fan tray module slots

### RELEVANT STANDARDS

- PICMG 3.0 (form factor, IPMI, base interface, hot swap, RTM)
- PICMG 3.1, Options 1 and 9 (1G, 10G operation)
- PICMG 3.1 R2 (40G operation) – Future, pending specification release.
- CP-TA B.4

## Shelf Layout

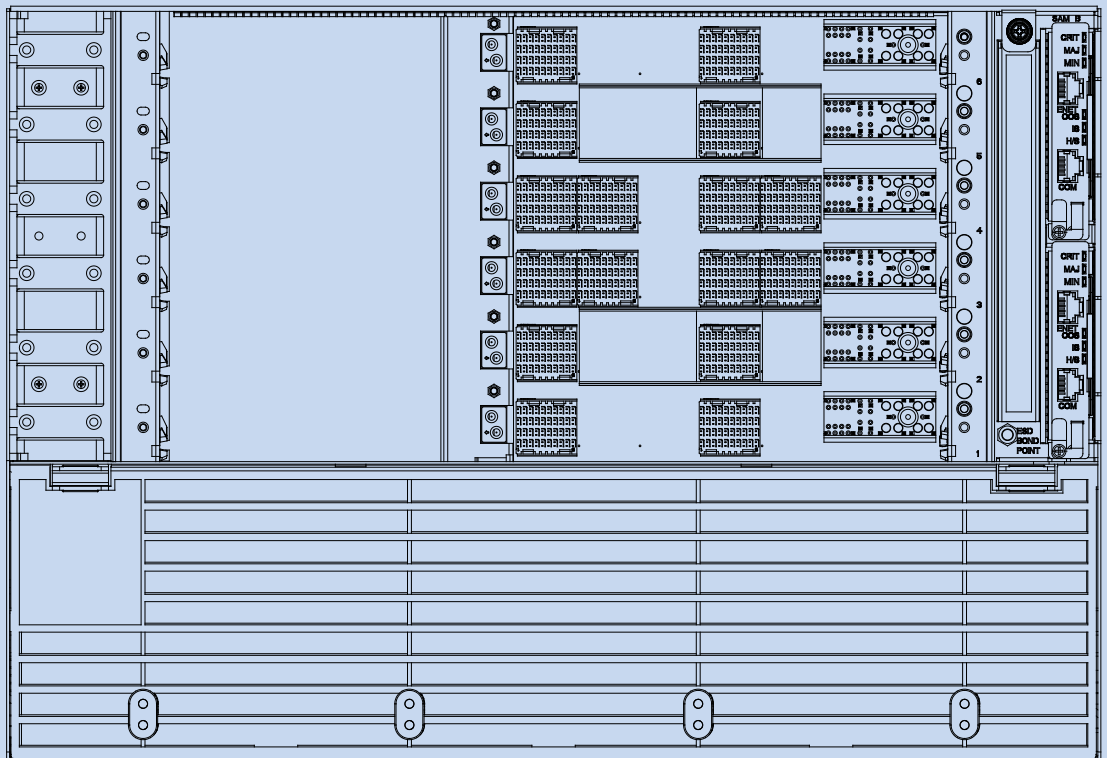
### FRONT (TOP TO BOTTOM)

- Six (6) horizontal, 8U blade slots
- Front cable management system
- Two (2) vertical, Shelf Management Modules slots
- Four (4) power module slots (AC/DC)
- Air inlet area


### REAR (TOP TO BOTTOM)

- Six (6) horizontal, 8U RTM slots
- Rear cable management system
- Telco Alarm interface (DB-15)
- Four (4) AC input receptacles
- Three (3) fan tray module slots
- Two (2) sets of DC input lugs

### FRONT VIEW



## REAR VIEW



## Shelf Management

The purpose of shelf management, as defined by the PICMG 3.0 standard, is to assure proper operation of AdvancedTCA blades and other components within the shelf. The shelf management module continually monitors all low-level, hardware functionality (inventory, sensor, status data, etc.) and reports status to the system manager. It also provides control access to these attributes. Management access to this information is provided via local console and Ethernet interfaces as well as the Service Availability™ Forum (SA Forum) defined HPI interface. Each blade and major shelf component has an Intelligent Platform Management Controller (IPMC) that is responsible for providing this information to the shelf management module. The AXP640 shelf provides redundant shelf management functionality utilizing an active/standby architecture. In addition, the Telco Alarm functionality

is integrated into the same module to maximize critical real estate within the shelf and is also redundant. Visual indicators, as well as physical interfaces, are provided for direct front panel access.

### PANEL ACCESS & INTERFACES

- One (1) RS-232 console, RJ-45
- One (1) 10/100BaseT Ethernet, RJ-45

### TELCO ALARM STATUS INDICATORS

- Critical/major/minor

### SHELF MANAGER LED STATUS INDICATORS

- In service (IS)
- Out of service (OOS)
- Hot swap (H/S)

### Fan Tray Module

The AXP640 shelf provides fault-tolerant cooling to all Front/RTM slots as well as the shelf management and power entry module slots. The AXP640 utilizes an N+1 cooling architecture and is implemented using three lower/rear fan tray modules.

#### GENERAL CHARACTERISTICS

- CP-TA B.4 compliant cooling architecture
- Front-to-back cooling architecture
- Front blade cooling capacity: 40 cubic feet per minute (CFM) at 55 °C
- RTM cooling capacity: 5 CFM at 55 °C
- Automatic fan speed control

#### LED STATUS INDICATORS

- Combined in-service, out-of-service (IS/OOS) LED (Green/Red)

### Power Entry Module (PEM)

Power conditioning for the DC variant of the AXP640 shelf is provided by a pair of redundant PEMs. They provide power to the backplane on the redundant -48 VDC power rails for blades, RTMs and other shelf components.

#### GENERAL CHARACTERISTICS

- Input voltage range (-40 VDC to -72 VDC)
- 60 Amp, single feed PEM with breaker switch
- Power distribution capable of delivering up to 350 Watts/slot
- EMI conductive filtering
- Breaker trip detection
- Transient voltage suppression

#### LED STATUS INDICATORS

- Combined in-service, out-of-service (IS/OOS) LED (Green/Red)

### Power Supply Unit (PSU)

Power conditioning for the AC variants of the AXP640 shelf is provided by two or four AC PSUs. Standard AC receptacles are provided for simply installation, the PSU output provides DC power to the backplane on the redundant -48 VDC power rails for blades, RTMs and other shelf components. For 220 VAC environments, qty=2, AC PSUs are installed; for 110 VAC environments qty=4, AC PSUs are installed.

#### GENERAL CHARACTERISTICS

- Input voltage range (180 – 264 VAC or 90 – 140 VAC ) auto detect
- Input current 16 Amp maximum
- Frequency 43 to 63 Hz
- Power factor 0.97 (typical)
- Power distribution capable of delivering up to 350 Watts/slot
- Inputs fused at 25 Amp
- Transient voltage suppression

#### LED STATUS INDICATORS

- In service (IS)
- Out of service (OOS)

Ordering Information	
Marketing Number	Description
<b>Shelf Products</b>	
AXP640-DC2	ATCA shelf - 6 slot, 19", 7U, 40G, PP SHMM - Redundant DC PEM - Silver
AXP640-DC2-B	ATCA shelf - 6 slot, 19", 7U, 40G, PP SHMM - Redundant DC PEM - Black
AXP640-AC2-220VAC	ATCA shelf - 6 slot, 19", 7U, 40G, PP SHMM - Redundant AC PSU (220 VAC) - Silver
AXP640-AC2-220VAC-B	ATCA shelf - 6 slot, 19", 7U, 40G, PP SHMM - Redundant AC PSU (220 VAC) - Black
AXP640-AC2-110VAC	ATCA shelf - 6 slot, 19", 7U, 40G, PP SHMM - Redundant AC PSU (110 VAC) - Silver
AXP640-AC2-110VAC-B	ATCA shelf - 6 slot, 19", 7U, 40G, PP SHMM - Redundant AC PSU (110 VAC) - Black
<b>Accessory &amp; FRU Products</b>	
AXP-F-FILL-PANEL	Blank filler panel, AXP1620, AXP1440, AXP141x, AXP640, C2000 - Front - Silver
AXP-R-FILL-PANEL	Blank filler panel, AXP1620, AXP1440, AXP141x, AXP640, C2000 - Rear - Silver
PEM640	DC power entry module for the AXP640
PSU640	AC power supply unit for the AXP640
FTM640	Fan tray module for AXP640 - Silver
FTM640-B	Fan tray module for AXP640 - Black
SAM640	Shelf manager module for the AXP640 - Silver
SAM640-B	Shelf manager module for the AXP640 - Black
RAF640-SET	Replaceable air filters (set of two) for the AXP640
BEZEL640-B	Front bezel for the AXP640 - Black
AXP640-RKMT-FR-19	Front mounting brackets for the AXP640 for a 19" rack (set of two)
AXP640-RKMT-FR-23	Front mounting brackets for the AXP640 for a 23" rack (set of two)
AXP640-RKMT-MID-19	Mid-mounting brackets for the AXP640 for a 19" rack (set of two)
AXP640-RKMT-MID-23	Mid-mounting brackets for the AXP640 for a 23" rack (set of two)
CABLE/RJ45/DSUB/6E	Adapter cable - RJ45 to DSUB9 female (needed to connect e.g. a laptop to serial interface of ATCA-7107) (RoHS 6/6)
AC-PC-15A-AUS-ZEL	AXP640 - AC power cord, 15 amps, 250 volts, Australia & New Zealand connector
AC-PC-16A-EU	AC power cord, 16 amps, 250 volts, EU connector
AC-PC-20A-PIGTAIL	AXP640 - AC power cord, right angle, 20 amps, 250 volts, pigtail
AC-PC-20A-US	AC power cord, 20 amps, 125 volts, US & Canada connector
AC-PC-13A-UK AC	POWER CORD, 13 AMPS, 250 VOLTS, UK CONNECTOR

Regulatory Compliance	
Item	Description
Designed to comply with NEBS (DC variants only)	Telcordia GR-63-CORE, NEBS Physical Protection, Level 3
	Telcordia GR-1089-CORE, Electromagnetic Compatibility and Electrical Safety — Generic Criteria for Network Telecommunications Equipment. Level 3, Equipment Type 2
Designed to comply with ETSI (DC variants only)	ETSI Storage, ETS 300 019-2-1, Class 1.2 equipment, Weatherprotected, not Temperature Controlled Storage Locations
	ETSI Transportation, ETS 300 019-1-2, Class 2.3 equipment, Public Transportation
	ETSI Operation, ETS 300 019-1-3, Class 3.1(E) equipment, Partly Temperature Controlled Locations
	ETSI EN 300-132-2 Environmental Engineering (EE); Power supply interface at the input to telecommunications equipment; Part 2: Operated by direct current (dc)
	ETS-300-753, Equipment Engineering (EE); Acoustic noise emitted by telecommunications equipment
EMC	ETSI EN 300 386 Electromagnetic compatibility and Radio spectrum Matters (ERM); telecommunication network equipment; ElectroMagnetic Compatibility (EMC) requirements, Telecommunication equipment room (attended)
	FCC 47 CFR Part 15 Subpart B (US), Class A
	ECISPR 22, Limits and Methods of Measurement of Radio Disturbance Characteristics of Information Technology Equipment
	AS/NZS CISPR 22 (Australia/New Zealand), Limits and Methods of Measurement of Radio Disturbance Characteristics of Information Technology Equipment
	VCCI Class A (Japan), Voluntary Control Council for Interference by Information Technology Equipment
	Industry Canada ICES-003 Class A
Safety	Compliance to UL/CSA 60950-1, EN 60950-1 and IEC 60950-1 CB Scheme. Marked with U.S. NRTL, Canadian Safety and CE Mark.
RoHS/WEEE compliance	DIRECTIVE 2002/95/EC OF THE EUROPEAN PARLIAMENT AND OF THE COUNCIL on the restriction of the use of certain hazardous substances in electrical and electronic equipment (RoHS)
	DIRECTIVE 2002/96/EC OF THE EUROPEAN PARLIAMENT AND OF THE COUNCIL on waste electrical and electronic equipment (WEEE)
CE Conformity	Directive 2004/108/EC, Directive 2006/95/EC

## SOLUTION SERVICES

Emerson Network Power provides a portfolio of solution services optimized to meet your needs throughout the product lifecycle. Design services help speed time-to-market. Deployment services include global 24x7 technical support. Renewal services enable product longevity and technology refresh.

PICMG, AdvancedTCA, ATCA and the AdvancedTCA logo are registered trademarks of the PCI Industrial Manufacturers Group. Service Availability Forum is a proprietary trademark used under license. All other product or service names are the property of their respective owners.

This document identifies products, their specifications, and their characteristics, which may be suitable for certain applications. It does not constitute an offer to sell or a commitment of present or future availability, and should not be relied upon to state the terms and conditions, including warranties and disclaimers thereof, on which Emerson Network Power may sell products. A prospective buyer should exercise its own independent judgment to confirm the suitability of the products for particular applications. Emerson Network Power reserves the right to make changes, without notice, to any products or information herein which will, in its sole discretion, improve reliability, function, or design. Emerson Network Power does not assume any liability arising out of the application or use of any product or circuit described herein; neither does it convey any license under its patent or other intellectual property rights or under others. This disclaimer extends to any prospective buyer, and it includes Emerson Network Power's licensee, licensee's transferees, and licensee's customers and users. Availability of some of the products and services described herein may be restricted in some locations.

**Emerson Network Power.**  
The global leader in enabling  
*Business-Critical Continuity™*.

■ AC Power  
■ Connectivity  
■ DC Power  
■ **Embedded Computing**

■ Embedded Power  
■ Infrastructure Management & Monitoring  
■ Outside Plant  
■ Power Switching & Controls

■ Precision Cooling  
■ Racks & Integrated Cabinets  
■ Services  
■ Surge Protection

## Emerson Network Power

**Offices:** Tempe, AZ U.S.A. 1 800 759 1107 or +1 602 438 5720  
EMEA +44 1509 236490 • Munich, Germany +49 89 9608 2564 • Paris, France +33 1 60 92 31 20 • Tel Aviv, Israel +972 9 9560361  
Hong Kong +852 2176 3540 • Shanghai, China +86 21 3395 0289 • Tokyo, Japan +81 3 5403 2730 • Seoul, Korea +82 2 3483 1500

**EmersonNetworkPower.com/EmbeddedComputing**

Emerson and the Emerson Network Power logo are trademarks of Emerson Electric Co. ©2012 Emerson Electric Co. All rights reserved.