


3M™ MetPak™ HM Header

2 mm Type E, 200 Signal Contacts, 8 Rows, Straight

HM Series



- Modular/scalable format IEC 61076-4-101
- Press-fit or solder tail version
- 101 mated lines per linear inch
- Ships with protective cap, which also serves as an insertion tool
- End-to-end stackable with 8 row 3M™ MetPak™ HM and HSHM products
- See Regulatory Information Appendix (RIA) for chemical compliance information

Date Modified: April 5, 2007

TS-2012-02
Sheet 1 of 3

Physical

Insulation

Material: High Temperature Thermoplastic (LCP)

Flammability: UL 94V-0

Contact

Material: Copper Alloy

Plating: See Ordering Information

Marking: 3M Logo, Part Number, Revision, Date Code

Performance

Mechanical

Normal Force (Nominal): 0.57 N [58 g] Signal

Engagement Force (Nominal): 0.32 N [33 g] Signal

Separation Force (Nominal): 0.20 N [20 g] Signal

Wipe (Nominal, Shortest Contact): 2.67 mm [0.105 in.] Signal

Durability: 250 cycles with TR40B plating (Lubricated)

Application: This module is not suitable for stand-alone use.

Electrical

Current Rating (Fully Loaded): 1 A at 70° C Signal

Insulation Resistance: 1×10^4 M Ω at 100 V_{DC}

Withstanding Voltage: 750 V_{RMS}

Environmental

Temperature Rating: -55°C to +125°C

Process Rating: Maximum 260°C (per J-STD-020C)

Moisture Sensitivity Level: 1 (per J-STD-020C)

UL File No.: E68080

Metpak is a trademark of 3M Company.

3M™ MetPak™ HM Header

2 mm Type E, 200 Signal Contacts, 8 Rows, Straight

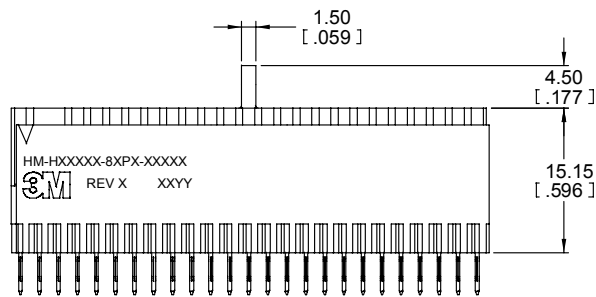
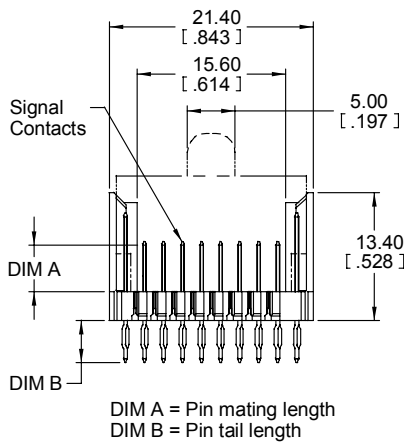
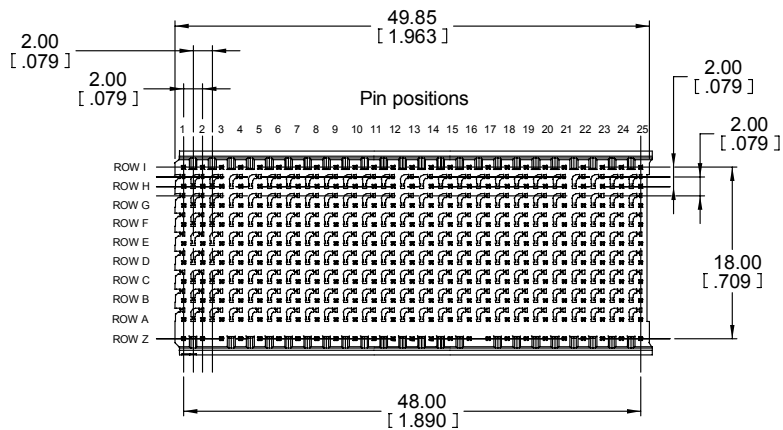
HM Series



mm
[inch]

Tolerance Unless Noted			
	0	0.0	0.00
mm	±3	±0.3	±0.13

[] Dimensions for Reference Only



Shown with protective caps*

* Caps to be removed after press-fit installation process

Ordering Information

HM - H200E1 - 8CX1 - XXXXX (rows I and Z not loaded)

HM - H250E2 - 8BX1 - XXXXX (rows I and Z loaded 8.3 mm mate length)

Tail Style:
P = Press-fit tail
S = Solder tail

Plating Options:
(See Plating Chart)

Standard configuration

DIM A = 5.3 mm for rows A through H
DIM B = 4.4 mm

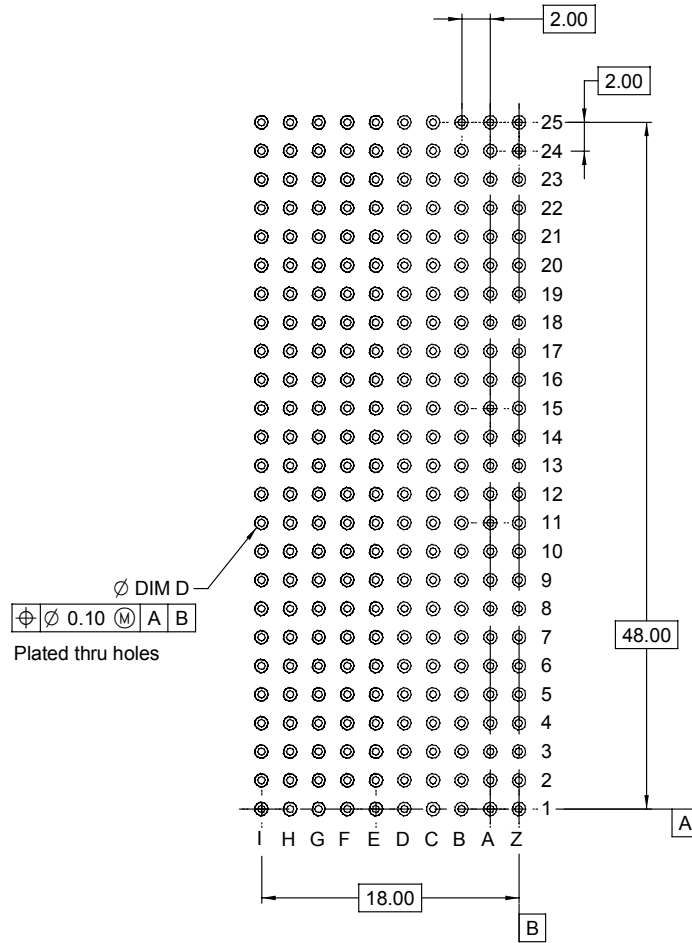
For non-standard configurations contact sales representative

TS-2012-02
Sheet 2 of 3

3M™ MetPak™ HM Header

2 mm Type E, 200 Signal Contacts, 8 Rows, Straight

HM Series



Recommended PCB hole mounting pattern

HOLE PLATING TABLE

FINISHED HOLE DIA. "D"	Cu THICKNESS	SnPb THICKNESS	DRILLED HOLE DIA.
0.550-0.650 [.0217-.0256]	0.025-0.045 [.0010-.0018]	0.008-0.018 [.0003-.0007]	0.686-0.727 [.0270-.0286]

Plating Chart

Plating Suffix	Press-Fit Terminations	Solder Tail Terminations	Plating Composition
TG30	(RIA E2 & C2 apply)	(RIA E3 & C2 apply)	0.76 µm [30 µ"] Min. Au Contact Area 2.54 µm [100 µ"] Min. SnPb Tail Area 1.27 µm [50 µ"] Min. Ni all over
TR40B	(RIA E2 & C2 apply)	(RIA E3 & C2 apply)	0.127 µm [5 µ"] Min. Hard Au over 1.02 µm [40 µ"] Min. Pd/Ni over 0.10 µm [4 µ"] Min. Pd Strike Contact Area 2.54 µm [100µ"] Min SnPb Terminal Area 1.27 µm [50 µ"] Min. Ni all over (Lubricated Contact Area)

TS-2012-02
Sheet 3 of 3

Regulatory Information Appendix

3M Electronic Solutions Division/Interconnect

EUROPE

Appendix E1: European Union RoHS

Directive 2002/95/EC, Restriction of the Use of Certain Hazardous Substances in Electrical & Electronic Equipment, as amended by EU Commission Decision 2005/618/EC.

This product is RoHS Compliant 2005/95/EC.

“RoHS Compliant 2005/95/EC” means that the product or part (“Product”) does not contain any of the substances in excess of the maximum concentration values in EU Directive 2002/95/EC, as amended by Commission Decision 2005/618/EC, unless the substance is in an application that is exempt under EU RoHS. Unless otherwise stated by 3M in writing, this information represents 3M’s best knowledge and belief based upon information provided by third party suppliers to 3M.

In the event any product is proven not to conform with 3M’s Regulatory Information Appendix, then 3M’s entire liability and Buyer’s exclusive remedy will be in accordance with the Warranty stated below.

Appendix E2: European Union RoHS

Directive 2002/95/EC, Restriction of the Use of Certain Hazardous Substances in Electrical & Electronic Equipment, as amended by EU Commission Decision 2005/618/EC

This product contains lead in the compliant pin area in excess of the maximum concentration value allowed but is compliant by exemption under EU Commission Decision 2005/747/EC.

“RoHS Compliant 2005/95/EC” means that the product or part (“Product”) does not contain any of the substances in excess of the maximum concentration values in EU Directive 2002/95/EC, as amended by Commission Decision 2005/618/EC, unless the substance is in an application that is exempt under EU RoHS. Unless otherwise stated by 3M in writing, this information represents 3M’s best knowledge and belief based upon information provided by third party suppliers to 3M.

In the event any product is proven not to conform with 3M’s Regulatory Information Appendix, then 3M’s entire liability and Buyer’s exclusive remedy will be in accordance with the Warranty stated below.

Appendix E3: European Union RoHS

Directive 2002/95/EC, Restriction of the Use of Certain Hazardous Substances in Electrical & Electronic Equipment as amended by Commission Decision 2005/618/EC.

This product contains lead in the solder tail area in excess of the maximum concentration value allowed.

Unless otherwise stated by 3M in writing, this information represents 3M’s best knowledge and belief based upon information provided by third party suppliers to 3M.

In the event any product is proven not to conform with 3M’s Regulatory Information Appendix, then 3M’s entire liability and Buyer’s exclusive remedy will be in accordance with the Warranty stated below.

Appendix E4: European Union RoHS

Directive 2002/95/EC, Restriction of the Use of Certain Hazardous Substances in Electrical & Electronic Equipment, as amended by EU Commission Decision 2005/618/EC.

This product contains decaBDE in the insulating material in excess of the maximum concentration value allowed but is compliant by exemption under EU Commission Decision 2005/17/EC.

“RoHS Compliant 2005/95/EC” means that the product or part (“Product”) does not contain any of the substances in excess of the maximum concentration values in EU Directive 2002/95/EC, as amended by Commission Decision 2005/618/EC, unless the substance is in an application that is exempt under EU RoHS. Unless otherwise stated by 3M in writing, this information represents 3M’s best knowledge and belief based upon information provided by third party suppliers to 3M.

In the event any product is proven not to conform with 3M’s Regulatory Information Appendix, then 3M’s entire liability and Buyer’s exclusive remedy will be in accordance with the Warranty stated below.



Appendix C1: China RoHS

Electronic Industry Standard of the People's Republic of China, SJ/T11363-2006, Requirements for Concentration Limits for Certain Hazardous Substances in Electronic Information Products.

This symbol, per Marking for the Control of Pollution Caused by Electronic Information Products, SJ/T11364-2006, means that the product or part **does not** contain any of the following substances in excess of the following maximum concentration values in any homogeneous material: (a) 0.1% (by weight) for lead, mercury, hexavalent chromium, polybrominated biphenyls or polybrominated diphenyl ethers; or (b) 0.01% (by weight) for cadmium. Unless otherwise stated by 3M in writing, this information represents 3M's best knowledge and belief based upon information provided by third party suppliers to 3M.

In the event any product is proven not to conform with 3M's Regulatory Information Appendix, then 3M's entire liability and Buyer's exclusive remedy will be in accordance with the Warranty stated below.



Appendix C2: China RoHS

Electronic Industry Standard of the People's Republic of China, SJ/T11363-2006, Requirements for Concentration Limits for Certain Hazardous Substances in Electronic Information Products.

This symbol, per Marking for the Control of Pollution Caused by Electronic Information Products, SJ/T11364-2006, means that the product or part **does** contain a substance, as detailed in the chart below, in excess of the following maximum concentration values in any homogeneous material: (a) 0.1% (by weight) for lead, mercury, hexavalent chromium, polybrominated biphenyls or polybrominated diphenyl ethers; or (b) 0.01% (by weight) for cadmium. Unless otherwise stated by 3M in writing, this information represents 3M's best knowledge and belief based upon information provided by third party suppliers to 3M.

The numerical reference in the symbol above should not be construed as a representation regarding the product's life or an extension of a product warranty. The product warranty is stated below. In the event any product is proven not to conform with 3M's Regulatory Information Appendix, then 3M's entire liability and Buyer's exclusive remedy will be in accordance with the product Warranty stated below.

产品中有毒有害物质或元素的名称及含量 Name and Content of Hazardous Substances or Elements

部件名称 (Part or Component Name)	有毒有害物质或元素 (Hazardous Substances or Elements)					
	铅 (Pb)	汞 (Hg)	镉 (Cd)	六价铬 (Cr(VI))	多溴联苯 (PBB)	多溴二苯醚 (PBDE)
端子镀层 (contact plating)	×	○	○	○	○	○
○：表示该有毒有害物质在该部件所有均质材料中的含量均在SJ/T11363-2006 标准规定的限量要求以下。(Indicates that this hazardous substance contained in all of the homogeneous materials for this part is below the limit requirement in SJ/T11363-2006.)						
×：表示该有毒有害物质至少在该部件的某一均质材料中的含量超出SJ/T11363-2006 标准规定的限量要求。(Indicates that this hazardous substance contained in at least one of the homogeneous materials used for this part is above the limit requirement in SJ/T11363-2006.)						

Important Notice

All statements, technical information, and recommendations related to 3M's products are based on information believed to be reliable, but the accuracy or completeness is not guaranteed. Before using this product, you must evaluate it and determine if it is suitable for your intended application. You assume all risks and liability associated with such use. Any statements related to the product which are not contained in 3M's current publications, or any contrary statements contained on your purchase order shall have no force or effect unless expressly agreed upon, in writing, by an authorized officer of 3M.

Warranty; Limited Remedy; Limited Liability.

This product will be free from defects in material and manufacture for a period of one (1) year from the time of purchase. **3M MAKES NO OTHER WARRANTIES INCLUDING, BUT NOT LIMITED TO, ANY IMPLIED WARRANTY OF MERCHANTABILITY OR FITNESS FOR A PARTICULAR PURPOSE.** If this product is defective within the warranty period stated above, your exclusive remedy shall be, at 3M's option, to replace or repair the 3M product or refund the purchase price of the 3M product. **Except where prohibited by law, 3M will not be liable for any indirect, special, incidental or consequential loss or damage arising from this 3M product, regardless of the legal theory asserted.**

3M

Electronic Solutions Division

6801 River Place Blvd.
Austin, TX 78726-9000
800/225-5373
www.3M.com/interconnects