

L483HDT BRIGHT RED      L483GDT GREEN  
 L483IDT HIGH EFFICIENCY RED      L483EDT ORANGE  
 L483YDT YELLOW  
 L483SRSGW SUPER BRIGHT RED/SUPER BRIGHT GREEN

### Features

- CYLINDRICAL TYPE, TOP DIFFUSED.
- LOW POWER CONSUMPTION.
- SUPER BRIGHT RED AND SUPER GREEN BI-COLOR VERSION IS AVAILABLE.
- I.C. COMPATIBLE.
- RELIABLE AND RUGGED.
- LONG LIFE - SOLID STATE RELIABILITY.
- AVAILABLE ON TAPE AND REEL.

### Description

The Bright Red source color devices are made with Gallium Phosphide Red Light Emitting Diode.

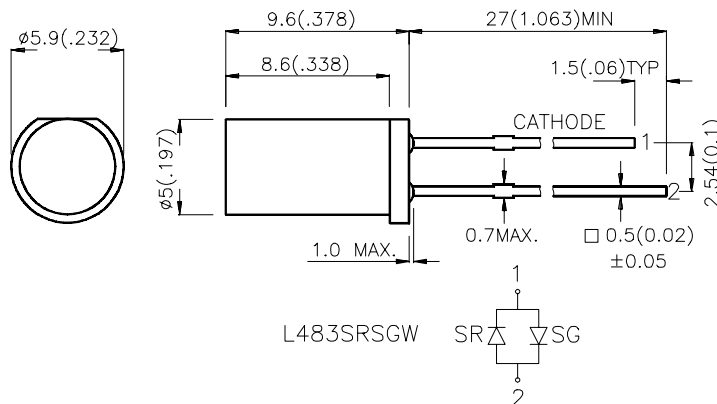
The Green and Super Bright Green source color devices are made with Gallium Phosphide Green Light Emitting Diode.

The High Efficiency Red and Orange source color devices are made with Gallium Arsenide Phosphide on Gallium Phosphide Orange Light Emitting Diode.

The Yellow source color devices are made with Gallium Arsenide Phosphide on Gallium Phosphide Yellow Light Emitting Diode.

The Super Bright Red source color devices are made with Gallium Aluminum Arsenide Red Light Emitting Diode.

### Package Dimensions



#### Notes:

1. All dimensions are in millimeters (inches).
2. Tolerance is  $\pm 0.25 (0.01)$  unless otherwise noted.
3. Lead spacing is measured where the lead emerge package.
4. Specifications are subject to change without notice.

## Selection Guide

Part No.	Dice	Lens Type	Iv (mcd) @ 10 mA *20mA		Viewing Angle
			Min.	Typ.	2θ1/2
L483HDT	BRIGHT RED (GaP)	RED DIFFUSED	0.5	1	100°
L483IDT	HIGH EFFICIENCY RED (GaAsP/GaP)	RED DIFFUSED	2	5	100°
L483EDT	ORANGE (GaAsP/GaP)	ORANGE DIFFUSED	3	7	100°
L483GDT	GREEN (GaP)	GREEN DIFFUSED	1	4	100°
L483YDT	YELLOW (GaAsP/GaP)	YELLOW DIFFUSED	1	4	100°
L483SRSGW	SUPER BRIGHT RED (GaAlAs)	WHITE DIFFUSED	*20	*50	80°
	SUPER BRIGHT GREEN (GaP)		*5	*10	

### Notes:

1.  $\theta 1/2$  is the angle from optical centerline where the luminous intensity is 1/2 the optical centerline value.
2. \* Luminous intensity with asterisk is measured at 20mA.

## Electrical / Optical Characteristics at T<sub>A</sub>=25°C

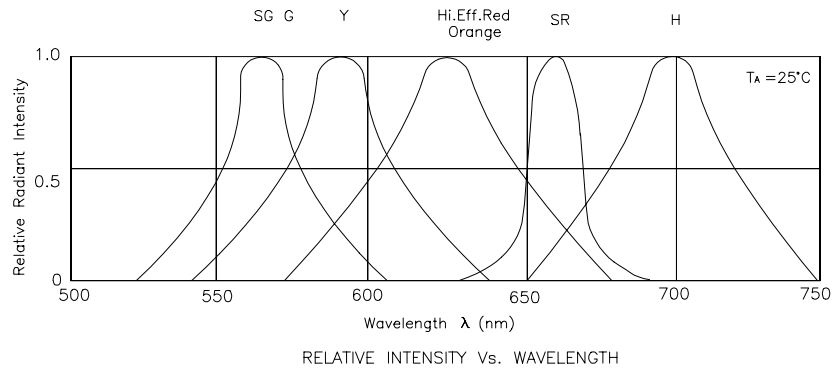
Symbol	Parameter	Device	Typ.	Max.	Units	Test Conditions
$\lambda_{peak}$	Peak Wavelength	Bright Red High Efficiency Red Orange Green Yellow Super Bright Red Super Bright Green	700 627 627 565 590 660 565		nm	IF=20mA
$\lambda_D$	Dominant Wavelength	Bright Red High Efficiency Red Orange Green Yellow Super Bright Red Super Bright Green	660 625 625 568 588 640 568		nm	IF=20mA
$\Delta\lambda_{1/2}$	Spectral Line Halfwidth	Bright Red High Efficiency Red Orange Green Yellow Super Bright Red Super Bright Green	45 45 45 30 35 20 30		nm	IF=20mA
C	Capacitance	Bright Red High Efficiency Red Orange Green Yellow Super Bright Red Super Bright Green	40 15 15 15 20 45 15		pF	VF=0V;f=1MHz
V <sub>F</sub>	Forward Voltage	Bright Red High Efficiency Red Orange Green Yellow Super Bright Red Super Bright Green	2.25 2.0 2.0 2.2 2.1 1.85 2.2	2.5 2.5 2.5 2.5 2.5 2.5 2.5	V	IF=20mA
I <sub>R</sub>	Reverse Current	All		10	uA	VR = 5V

## Absolute Maximum Ratings at $T_A=25^{\circ}\text{C}$

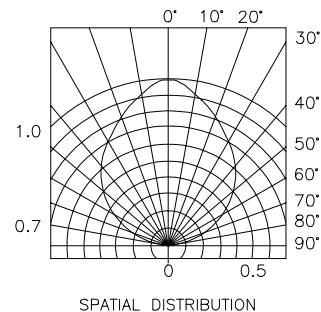
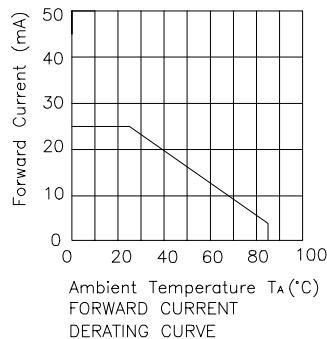
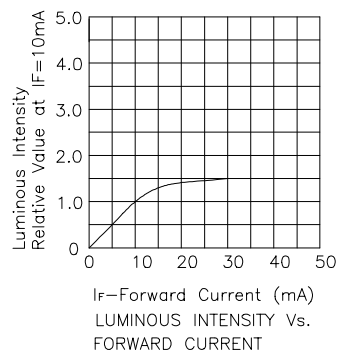
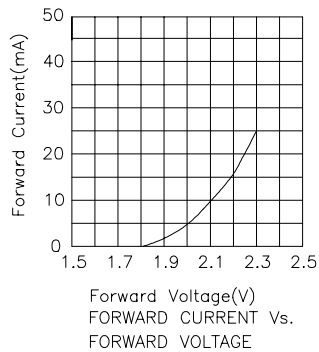
Parameter	Bright Red	High Efficiency Red	Orange	Green	Yellow	Super Bright Red	Super Bright Green	Units
Power dissipation	120	105	105	105	105	100	105	mW
DC Forward Current	25	30	30	25	30	30	25	mA
Peak Forward Current [1]	120	160	160	140	140	155	140	mA
Reverse Voltage	5	5	5	5	5	5	5	V
Operating/Storage Temperature	$-40^{\circ}\text{C}$ To $+85^{\circ}\text{C}$							
Lead Solder Temperature [2]	$260^{\circ}\text{C}$ For 5 Seconds							

Notes:

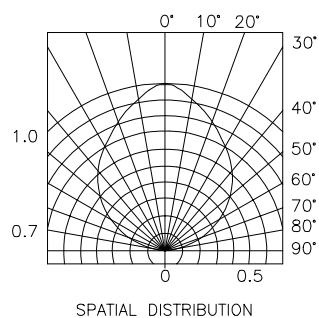
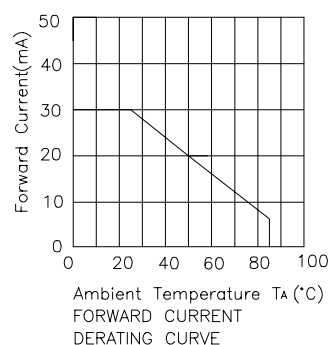
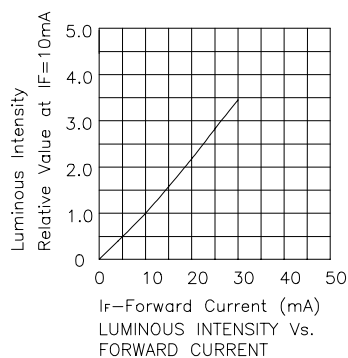
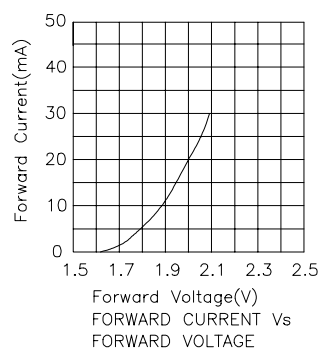
- 1/10 Duty Cycle, 0.1ms Pulse Width.
- 4mm below package base.



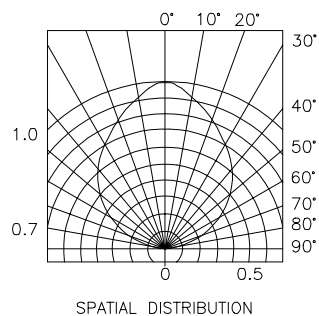
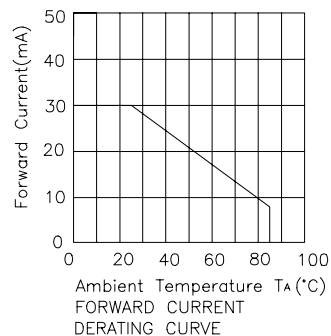
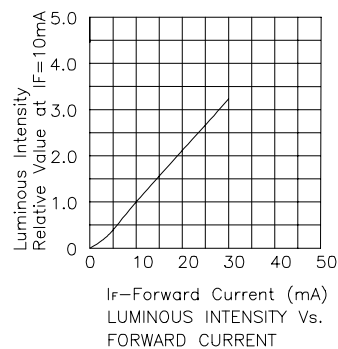
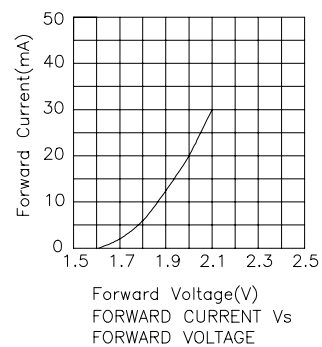
## Bright Red L483HDT



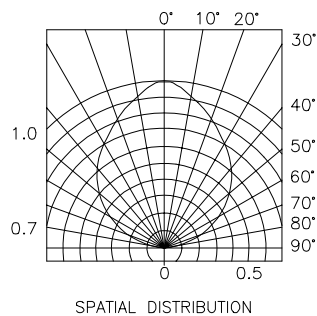
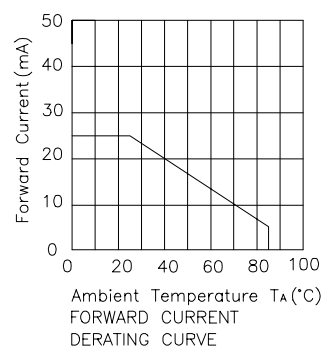
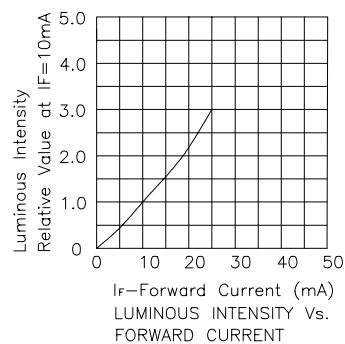
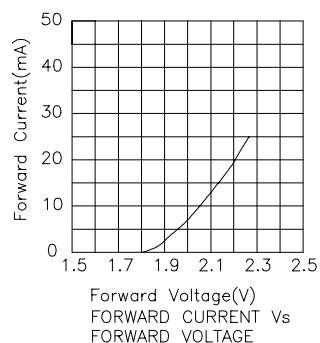
## High Efficiency Red L483IDT



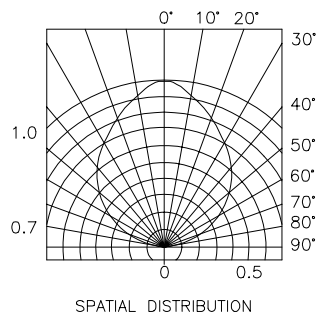
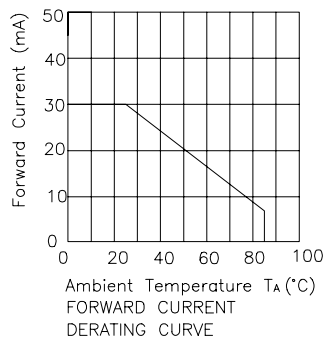
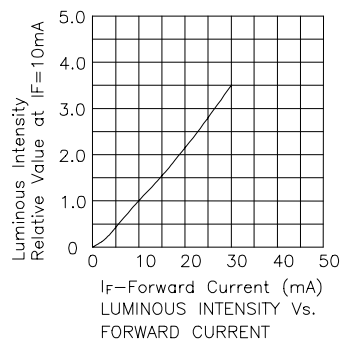
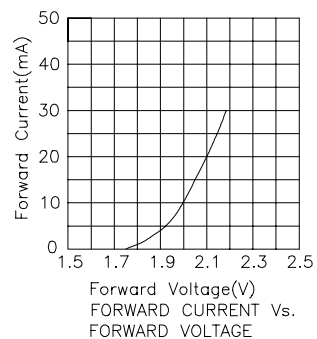
## Orange L483EDT



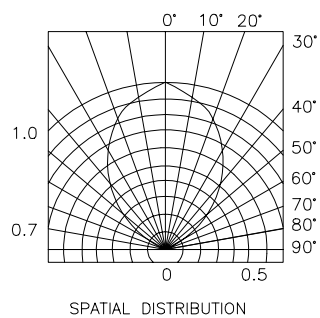
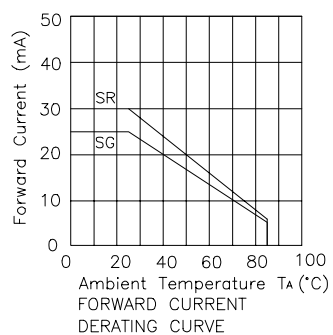
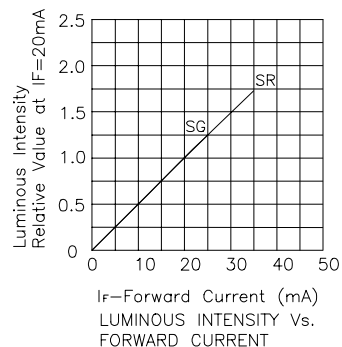
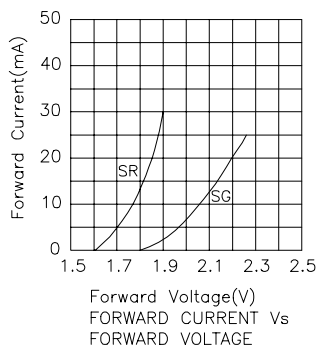
## Green L483GDT



## Yellow L483YDT



## Super Bright Red / Super Bright Green L483SRSGW



This datasheet has been downloaded from:

[www.DatasheetCatalog.com](http://www.DatasheetCatalog.com)

Datasheets for electronic components.