THIS DRAWING IS UNPUBLISHED. RELEASED FOR PUBLICATION -.-.
© COPYRIGHT 2005 BY TYCO ELECTRONICS CORPORATION. ALL RIGHTS RESERVED.

LOC	DIST
AD	47

REVISIONS

P	LTR	DESCRIPTION	DATE	DWN	APVD
	G	REVISED PER ECO-08-009495	24APR08	DH	DD

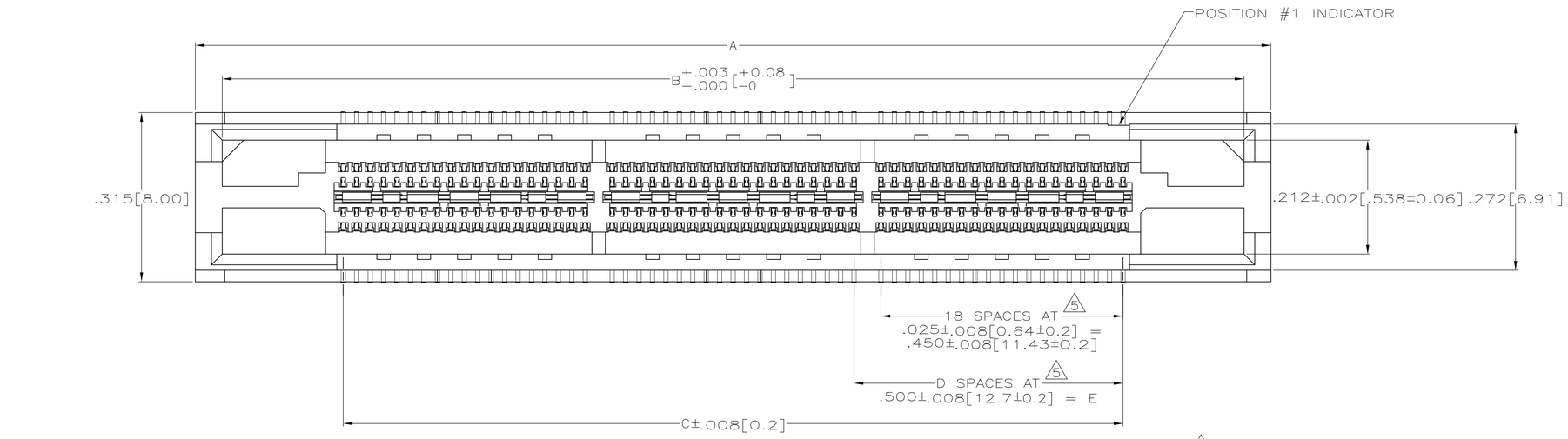

1. HOUSING: LIQUID CRYSTAL POLYMER, COLOR BLACK.
   CONTACTS: HIGH RELIABILITY COPPER ALLOY.
   GROUND BUSSES: PHOSPHOR BRONZE ALLOY, UNS C51100.
2. CONTACTS & GROUND BUSES: NICKEL UNDERPLATE ALL OVER, MATING SURFACE PLATED TO MEET LEVEL 2 PERFORMANCE REQUIREMENTS OF TE PRODUCT SPECIFICATION 108-1422, SOLDER TAILS PLATED TIN-LEAD.
3. DATE CODE MARKED IN AREA INDICATED ON SIDE OPPOSITE POSITION #1.
4. ONE GROUND BUS WITH 5 TAILS PER EACH MODULE.
5. TOLERANCE NON-ACCUMULATIVE.

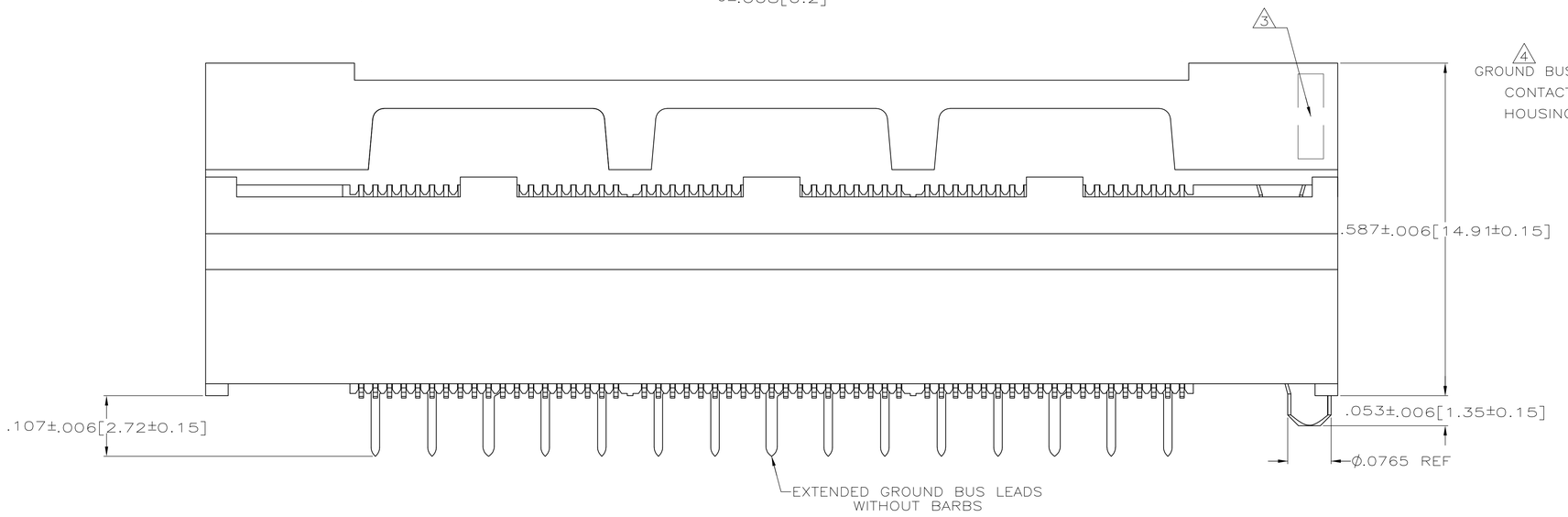

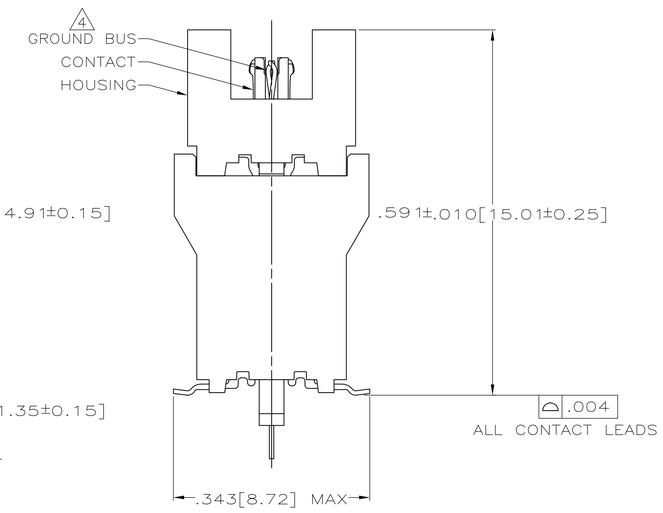

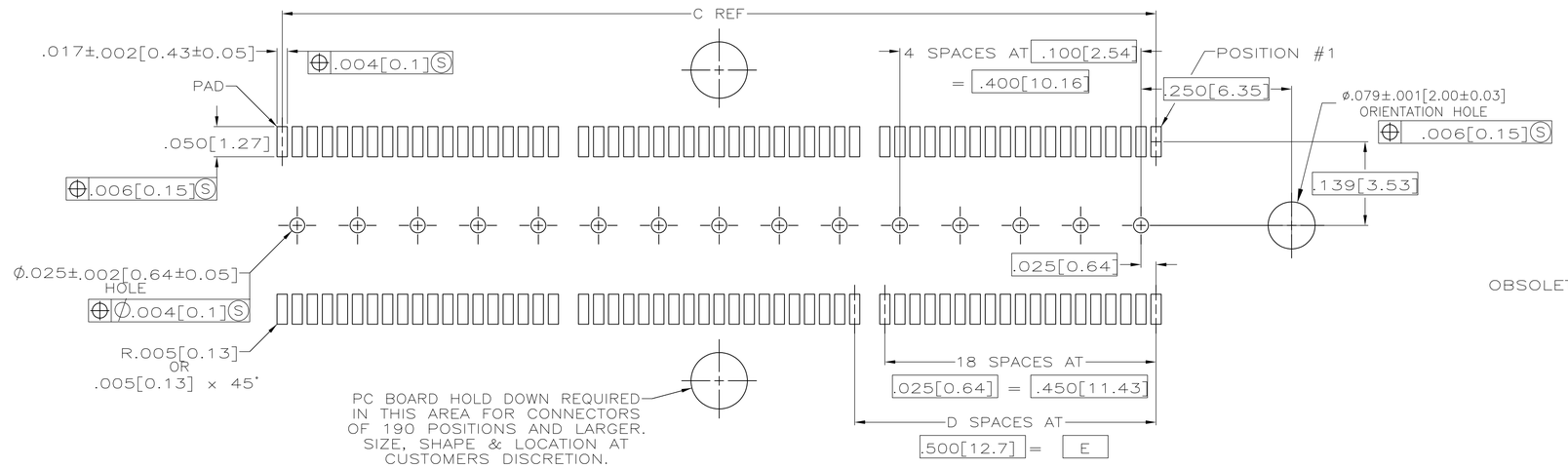

RECOMMENDED PC BOARD LAYOUT
(VIEWED FROM CONNECTOR SIDE)

	E	D	C	B	A	NO OF POS	PART NUMBER
	3.000[76.2]	6	3.450[87.63]	3.900[99.06]	4.000[101.6]	266	767095-7
OBSOLETE	~~2.500[63.5]~~	~~5~~	~~2.950[74.93]~~	~~3.400[86.36]~~	~~3.500[88.9]~~	~~228~~	~~767095-6~~
	2.000[50.8]	4	2.450[62.23]	2.900[73.66]	3.000[76.2]	190	767095-5
	1.500[38.1]	3	1.950[49.53]	2.400[60.96]	2.500[63.5]	152	767095-4
	1.000[25.4]	2	1.450[36.83]	1.900[48.26]	2.000[50.8]	114	767095-3
	.500[12.7]	1	.950[24.13]	1.400[35.56]	1.500[38.1]	76	767095-2
	.000[0]	0	.450[11.43]	.900[22.86]	1.000[25.4]	38	767095-1

THIS DRAWING IS A CONTROLLED DOCUMENT.

DIMENSIONS: INCHES[mm]

TOLERANCES UNLESS OTHERWISE SPECIFIED:
0 PLC ± –
1 PLC ± –
2 PLC ± –
3 PLC ± .005[0.13]
4 PLC ± –
ANGLES ± –

MATERIAL 1 | FINISH 2

DWN J.GERACE 25FEB98
CHK S.STRICKLER 25FEB98
APVD A.MONK 25FEB98
PRODUCT SPEC 108-1422
APPLICATION SPEC 114-11004
WEIGHT –

Tyco Electronics
Tyco Electronics Corporation
Harrisburg, PA 17105-3608

NAME
RECEPTACLE ASSEMBLY,
.355[9.02] VERTICAL,
.025[0.64] CENTER LINE, MICTOR

SIZE	CAGE CODE	DRAWING NO	RESTRICTED TO
A1	00779	C-767095	–

CUSTOMER DRAWING | SCALE 8:1 | SHEET 1 OF 1 | REV G