

Linear Choke, flat design



Approvals and Compliances

Description

- Linear choke
- THT-terminals
- Inductor horizontally positioned in housing
- SMD version on request

Applications

- Smoothing RFI suppression choke
- RFI suppression choke
- Chopper amplifiers
- DC drives and stepper motor controls
- Switching power supplies

Weblinks

[pdf datasheet](#), [html-datasheet](#), [General Product Information](#), [Distributor-Stock-Check](#), [Detailed request for product](#)

Technical Data

Rated voltage	up to 600 VDC	Isolation Voltage	2 kV eff., winding to ambient
Rated Current	0.45 - 7 A @ Ta 70 °C	Climatic Category	40/125/21 acc. to IEC 60068-1
Rated inductance	0.015 - 3 mH, Tol. ±15%	Allowable Operation Temp.	-40 °C to 125 °C
Power Operating Frequency	up to 20 kHz		
Terminal Type	THT		
Weight	7 - 18 g		
Material: Housing	UL 94V-0		
Sealing Compound	UL 94V-0		

Approvals and Compliances

Detailed information on product approvals, code requirements, usage instructions and detailed test conditions can be looked up in [Details about Approvals](#)





Application standards

Application standards where the product can be used

Organization	Design	Standard	Description
	Designed for applications acc.	IEC/UL 60950	IEC 60950-1 includes the basic requirements for the safety of information technology equipment.

Compliances

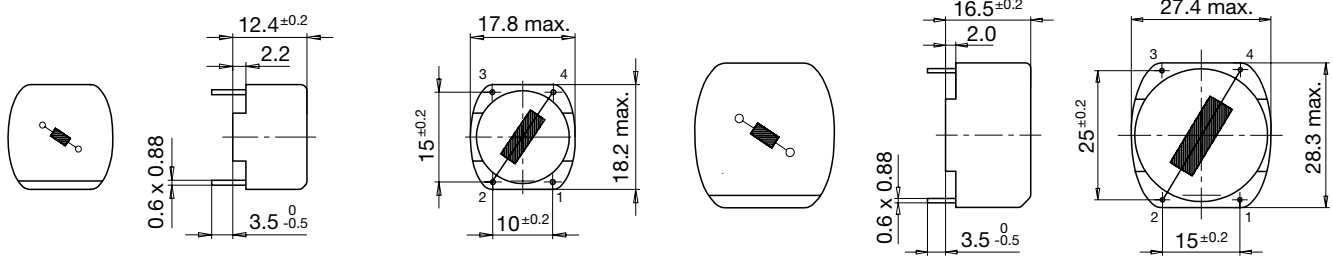
The product complies with following Guide Lines

Identification	Details	Initiator	Description
	CE declaration of conformity	SCHURTER AG	The CE marking declares that the product complies with the applicable requirements laid down in the harmonisation of Community legislation on its affixing in accordance with EU Regulation 765/2008.
	RoHS	SCHURTER AG	EU Directive RoHS 2011/65/EU
	China RoHS	SCHURTER AG	The law SJ / T 11363-2006 (China RoHS) has been in force since 1 March 2007. It is similar to the EU directive RoHS.
	REACH	SCHURTER AG	On 1 June 2007, Regulation (EC) No 1907/2006 on the Registration, Evaluation, Authorization and Restriction of Chemicals 1 (abbreviated as "REACH") entered into force.

Dimension [mm]

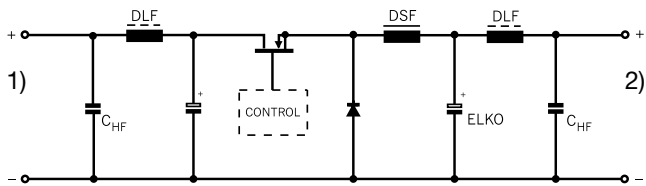
Case 04-1

Case 15-1



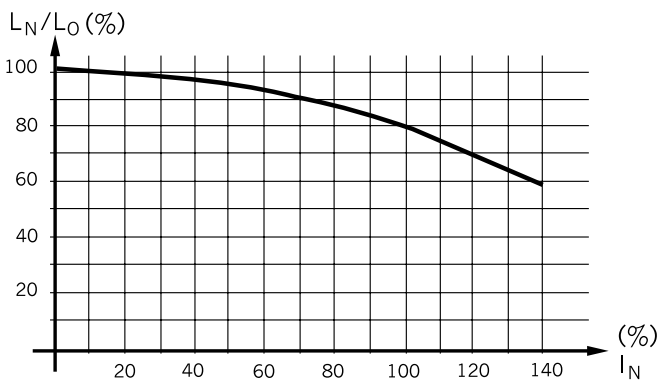
Diagrams

Application in DC-DC Converter



- 1) DC-Input unregulated
- 2) DC-Output regulated

Derating Curves



Inductance variation as function of the magnetizing current

All Variants

I_n [A]	L_n [mH]	R_{cu} [mΩ]	f_{RES} [MHz]	Weight [g]	Housings	Packing unit [pcs.]	Order Number
0.4	1.5	2150	0.5	7 g	04-1	45	DLF-18-0001
0.6	0.65	690	1	7 g	04-1	45	DLF-18-0002
1.2	0.17	190	2.8	7 g	04-1	45	DLF-18-0003
1.5	0.11	150	8	7 g	04-1	45	DLF-18-0004
2	0.06	79	12	7 g	04-1	45	DLF-18-0005
4	0.015	17	28	7 g	04-1	45	DLF-18-0006
0.45	3	3300	-	18 g	15-1	40	DLF-28-0001
0.6	3	1700	0.3	18 g	15-1	40	DLF-28-0002
1	1	550	0.8	18 g	15-1	40	DLF-28-0003
1.5	0.5	270	1.2	18 g	15-1	40	DLF-28-0004
1.8	0.3	180	3.3	18 g	15-1	40	DLF-28-0005
3	0.1	70	7.5	18 g	15-1	40	DLF-28-0006
4.5	0.05	30.5	-	18 g	15-1	40	DLF-28-0007
7	0.02	13	20	18 g	15-1	40	DLF-28-0008

Availability for all products can be searched real-time: <https://www.schurter.com/en/Stock-Check/Stock-Check-SCHURTER>