


IL-S SERIES CONNECTORS

2.0mm (.079") Contact Spacing, PCB-to-Cable (Crimp Type) Connectors



FEATURES

- Box type pin header prevents mismatching
- Highly reliable socket contacts
- Both semi-automatic crimp termination machine and hand crimping tool are available
- Design prevents flux wicking
- Pin headers are available in straight, right angle and bottom through hole types
- Lead free

● ● ● ● ● ● ● ● ● ● ● ● ● ●

IL-S Series connectors are low profile connectors with 2.0mm (.079") contact spacing for PCB-to-Cable applications.

High reliable crimp termination socket contacts permit fast and simple semi-automatic termination, resulting in labor and cost savings.

IL-S Series connectors are ideal for use in VTR, television, audio and other consumer electronic products. Additional applications include OA equipment, computers, measuring equipment, telecommunications, and vending machines.

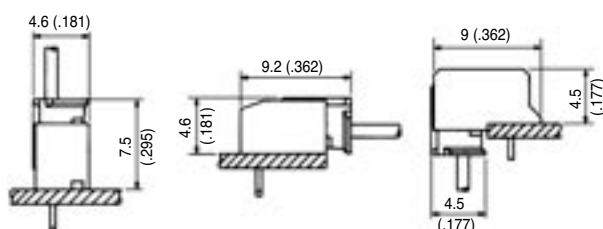
GENERAL SPECIFICATIONS

Number of Contacts	2 to 15 (Bottom type – 2 to 12)
Contact Spacing	2.0mm (.079"), single row
Current Rating	3 Amp per contact
Operating Voltage	300 VAC, 400 VDC
Dielectric Withstanding Voltage	1000 VAC r.m.s. (for one minute)
Insulation Resistance	100 megohms min.
Contact Resistance	20 milliohms max.
Applicable Wire	#24 to #28 AWG, stranded
Applicable PCB Thickness	1.2 to 1.6mm (.047" to .063")
Operating Temperature	-40°C to +85°C

MATERIALS AND FINISHES*

Description	Materials/Finishes
Insulator	6-6 Nylon (UL94V-0, Light Brown)
Pin Contact	Brass/Tin plating over Nickel
Socket Contact	Phosphor Bronze/Tin Plated

Connector Profile (Ref.)



- Please consult JAE for verification of product availability.

Dimensions in mm (inches).

IL-S SERIES CONNECTORS

2.0mm (.079") Contact Spacing, PCB-to-Cable (Crimp Type) Connectors

ORDERING INFORMATION

• Pin Header

	IL-S	-	5	P	-	S	2	T	2	-	E	F
Series												
No. of Contacts												
Contact Type												
P – Pin												
Contact Arrangement												
S – Single Row												
Contact Pitch												
2.0mm (.079")												
Termination												
T – Straight Through Hole												
L – Right Angle Through Hole												
UX – Bottom Through Hole												
Applicable PCB Thickness: 1.2 to 1.6 (.047 to .063)												
Terminal Length: 3.5mm (.138")												
DIP Side Kinked (except bottom type)												

• Socket Housing

	IL-S	-	5	S	-	S	2	C	2
Series									
No. of Contacts									
Contact Type									
S – Socket									
Contact Arrangement									
S – Single Row									
Contact Spacing									
2.0 (.079)									
Termination									
Crimp									
Applicable Wire Size									
AWG #28 to #24									
Modification Code									

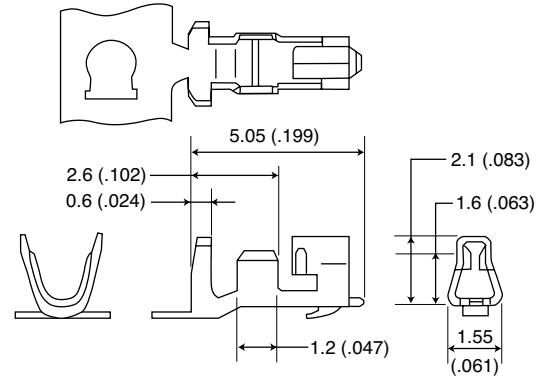
• Socket Contact (Crimp Type)

Part No. : IL-S-C2-10000 (1000 Contacts per reel)

Applicable Wire (Stranded)		Hand Crimping Tool
AWG #	Wire Insulation Outer Dia.	
#28 to #26	ø1.0 to ø1.3mm (.039 to .051")	CT150-2-ILS
#26 to #24	ø1.2 to ø1.6mm (.047 to .063")	CT150-4-ILS
#28 to #26	ø0.7 to ø1.0mm (.028 to .039")	CT150-2-ILSmk2
#26 to #24	ø0.9 to ø1.2mm (.035 to .047")	

Semi-Automatic Crimping Machine: 350-ILS-2

Contact Extraction Tool: ET-ILS-N03



Mouser Electronics

Authorized Distributor

Click to View Pricing, Inventory, Delivery & Lifecycle Information:

JAE Electronics:

[IL-S-3S-S2C2](#) [IL-S-5S-S2C2](#) [IL-S-2S-S2C2-S](#) [IL-S-5P-S2L2-EF](#) [IL-S-3P-S2L2-EF](#) [IL-S-11P-S2T2-EF](#) [IL-S-2P-S2L2-EF](#) [IL-S-2P-S2T2-EF](#) [IL-S-4P-S2T2-EF](#) [IL-S-9P-S2T2-EF](#) [IL-S-C2-S-10000](#)