


P/N: L-7677C2SYC-H



Technical Data

Features:

- *High Luminance output.
- *Design for High Current Operation.
- *Uniform Color.
- *Low Power Consumption.
- *Low Thermal Resistance.
- *Low Profile.
- *Packaged in tubes for use with automatic insertion equipment.
- *RoHS Compliant.

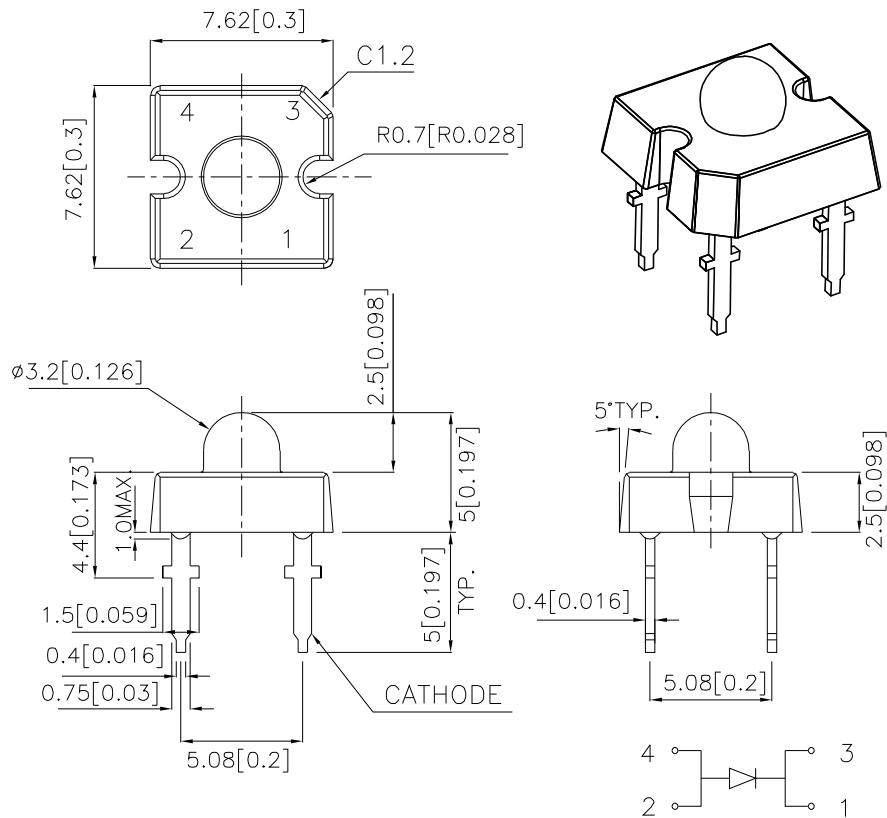
Benefits:

- *Outstanding Material Efficiency.
- *Electricity savings.
- *Maintenance savings.
- *Reliable and Rugged.

Typical Applications:

- *Automotive Exterior Lighting.
- *Electronic Signs and Signals.
- *Specialty Lighting.

Outline Drawings



Notes:

1. All dimensions are in millimeters (inches).
2. Tolerance is $\pm 0.25(0.01")$ unless otherwise noted.
3. Lead spacing is measured where the leads emerge from the package.
4. Specifications are subject to change without notice.

Absolute Maximum Ratings at TA=25°C

PARAMETER	SY-H	UNITS
DC Forward Current	70	mA
Power dissipation	245	mW
Reverse Voltage	5	V
Operating Temperature	-40 To +85	°C
Storage Temperature	-55 To +85	°C
Lead Solder Temperature ^[1]	260°C For 5 Seconds	

1. 1.5mm[0.06inch] below seating plane.

Selection Guide

Part No.	LED COLOR	Iv(cd) ^[1] @ 70mA		Viewing Angle ^[2]
		Min.	Typ.	2θ1/2 Typ.
L-7677C2SYC-H	TS InGaAlP YELLOW	1.5	5	30°

Notes:
1.Luminous intensity is measured with an integrating sphere after the device has stabilized.
2.θ1/2 is the angle from optical centerline where the luminous intensity is 1/2 the optical centerline value.

Optical Characteristics at TA=25°C If=70mA Rθj-a=200°C/W

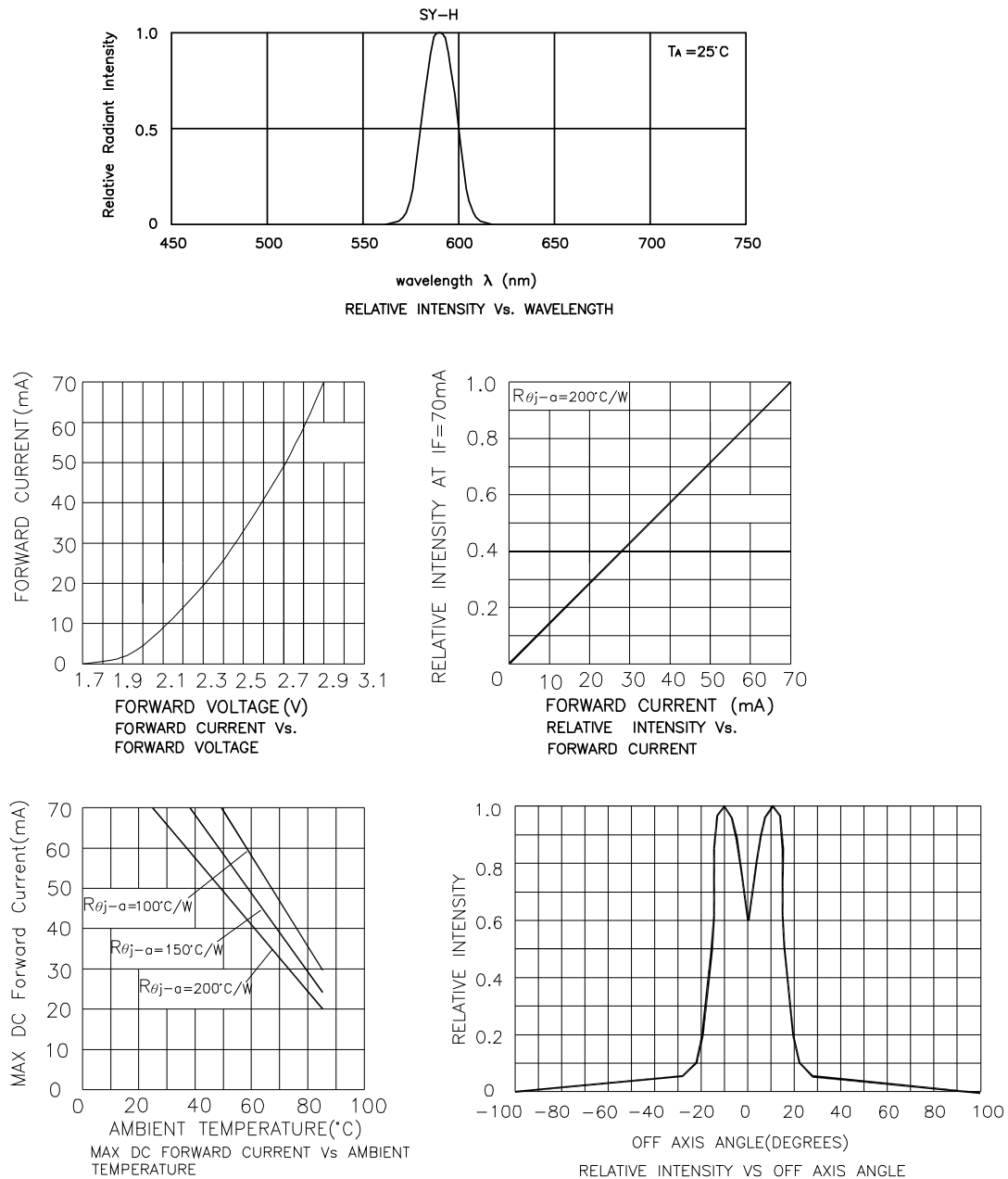
DEVICE	PEAK WAVELENGTH λPEAK (nm) TYP.	DOMINANT ^[1] WAVELENGTH λDOM (nm) TYP.	SPECTRAL LINE WAVELENGTH Δλ1/2(nm) TYP.
SY-H	590	589	20

NOTE:
1.The dominant wavelength is derived from the CIE Chromaticity Diagram and represents the perceived color of the device.

Electrical Characteristics at TA=25°C

DEVICE TYPE	FORWARD VOLTAGE			REVERSE CURRENT	CAPACITANCE	THERMAL
	VF(VOLTS)			IR (uA)	C (pF)	RESISTANCE
	@			@	@	Rθj-pin
	IF=70mA			VR=5V	VF=0V F=1MHZ	°C/W
	MIN.	TYP.	MAX.	MAX.	TYP.	TYP.
SY-H	2.6	2.9	3.5	10	45	125

Figures



Remarks:

If special sorting is required (e.g. binning based on forward voltage, Luminous intensity/ luminous flux, or wavelength), the typical accuracy of the sorting process is as follows:

1. Wavelength: +/-1nm
2. Luminous intensity/ luminous flux: +/-15%
3. Forward Voltage: +/-0.1V

Note: Accuracy may depend on the sorting parameters.